

BGF World Agriculture Fund Class D4 Hedged EUR

MAY 2016 FACTSHEET

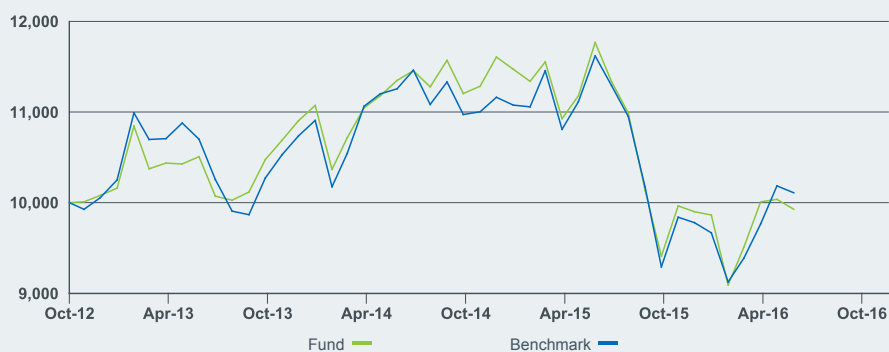
Unless otherwise stated, Performance, Portfolio Breakdowns and Net Asset information as at: 31-May-2016. All other data as at 11-Jun-2016.

For Investors in the UK. Investors should read the Key Investor Information Document and Prospectus prior to investing.

FUND OVERVIEW

The Fund aims to maximise the return on your investment through a combination of capital growth and income on the Fund's assets. The Fund invests globally at least 70% of its total assets in the shares of agricultural companies.

GROWTH OF HYPOTHETICAL 10,000



Share Class performance displayed in EUR and Benchmark performance displayed in USD. Source: BlackRock. Performance is shown on a net asset value basis, with gross income reinvested. **Past performance is not a guide to future performance.**

CUMULATIVE & ANNUALISED PERFORMANCE

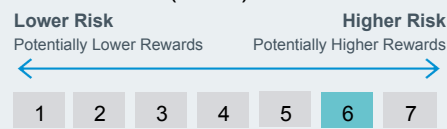
	Cumulative (%)					Annualised (% p.a.)		
	1m	3m	6m	YTD	1 Year	3 Years	5 Years	Since Inception
Share Class	-1.09%	4.40%	0.28%	0.65%	-15.64%	-1.88%	N/A	-0.20%
Benchmark	-0.75%	7.69%	3.37%	4.57%	-13.00%	-1.88%	N/A	0.39%
Quartile Rank	N/A	N/A	N/A	N/A	N/A	N/A	N/A	N/A

12 MONTH PERFORMANCE PERIODS - TO LAST QUARTER END

	31/3/2011- 31/3/2012	31/3/2012- 31/3/2013	31/3/2013- 31/3/2014	31/3/2014- 31/3/2015	31/3/2015- 31/3/2016	2015 Calendar Year
Share Class	N/A	N/A	5.84%	-1.07%	-8.40%	-14.03%
Benchmark	N/A	N/A	3.33%	-2.30%	-9.66%	-12.73%

Share Class performance is calculated on a Net Asset Value (NAV) basis, with income reinvested, in EUR, net of fees. Benchmark performance displayed in USD. **Source: BlackRock. Past performance is not a guide to future performance and should not be the sole factor of consideration when selecting a product.**

Key Risks: All financial investments involve an element of risk. Therefore, the value of your investment and the income from it will vary and your initial investment amount cannot be guaranteed. The fund invests in a limited number of market sectors. Compared to investments which spread investment risk through investing in a variety of sectors, share price movements may have a greater effect on the overall value of this fund.

SYNTHETIC RISK & REWARD
INDICATOR (SRRI)

KEY FACTS

Asset Class	Equity
Morningstar Category	Sector Equity Other
Fund Launch Date	09-Feb-2010
Share Class Launch Date	04-Oct-2012
Fund Base Currency	USD
Share Class Currency	EUR
Total Fund Size (M)	103.58 USD
Benchmark	DAX Global Agribusiness Index in USD
Domicile	Luxembourg
Fund Type	UCITS
ISIN	LU0827888164
Bloomberg Ticker	BWAD4EH
Distribution Type	Annual
Minimum Initial Investment	100,000 USD*

* or currency equivalent

PORTFOLIO MANAGER(S)

Skye Macpherson (Since: 01 Dec 2015)

TOP HOLDINGS (%)

MONSANTO COMPANY	12.16
TYSON FOODS INC	9.48
SYNGENTA AG	7.04
ARCHER DANIELS MIDLAND CO	5.21
WILMAR INTERNATIONAL LTD	5.06
GLANBIA PLC	4.55
AGRIUM INC	3.20
BUNGE LTD	2.80
ASTRA AGRO LESTARI TBK PT	2.79
FYFFES PLC	2.63
Total of Portfolio	54.92
Holdings subject to change	

SECTOR BREAKDOWN (%)

	Fund	Benchmark	Active
Agriculture Science	19.89	18.21	1.68
Protein Producers	16.32	13.23	3.09
Supply Chain	13.31	13.60	-0.29
Food Processing	12.09	10.83	1.25
Health & Wellness	11.00	1.91	9.09
Fertilizer	9.03	20.43	-11.40
Edible Oil	7.33	6.95	0.38
Forestry	4.38	0.00	4.38
Farming & Plantations	2.79	1.05	1.74
Agriculture Equipment	2.59	13.79	-11.19
Other	1.26	0.00	1.26

Negative weightings may result from specific circumstances (including timing differences between trade and settlement dates of securities purchased by the funds) and/or the use of certain financial instruments, including derivatives, which may be used to gain or reduce market exposure and/or risk management. Allocations are subject to change.

PORTFOLIO CHARACTERISTICS

Weighted Average Market Capitalisation (millions)	16,785 USD
Price to Book Ratio	2.00x
Price to Earnings (TTM) Ratio	16.92x

FEES AND CHARGES

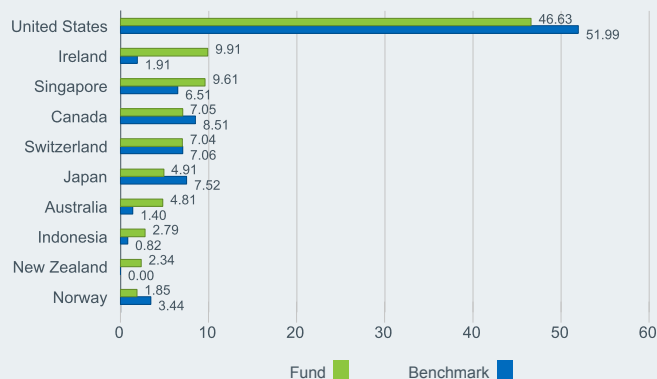
Max Initial Charge	5.00%
Exit Fee	0.00%
Ongoing Charge	1.32%
Performance Fee	0.00%

Quoted daily in the Financial Times, Bloomberg and Reuters.

DEALING INFORMATION

Settlement	Trade date + 3 days
Dealing Frequency	Daily, forward pricing basis

TOP COUNTRIES (%)



Geographic exposure relates principally to the domicile of the issuers of the securities held in the product, added together and then expressed as a percentage of the product's total holdings. However, in some instances it can reflect the country where the issuer of the securities carries out much of their business.

MARKET CAPITALISATION (%)



GLOSSARY

Market Capitalisation: is the total value of the shares issued by a company which trades on the stock exchange.

Ongoing Charge: is a figure representing all annual charges and other payments taken from the fund.

Price to Book Ratio: represents the ratio of the current closing price of the share to the latest quarter's book value per share.

Price to Earnings (TTM) Ratio: represents the ratio of the market price per share of a company to the company's earnings per share for a twelve-month period (usually the last 12 months or trailing twelve months (TTM)).

Quartile Rank: categorises a fund into four equal bands based on their performance over a specified period within the relevant Morningstar's sector. The top or first quartile contains the top 25% of funds, through to the bottom or 4th quartile which contains the bottom 25% of funds.

SRRI: is a value based on the volatility of the fund, which gives an indication of the overall risk and reward profile of the Fund.

Performance Fee: is charged on any returns that, subject to a High Water Mark, the Fund achieves above its performance fee benchmark. Please refer to the Prospectus for further information.

 0800 445522

 uk.investor@blackrock.com

 blackrock.co.uk

BlackRock Global Funds (BGF) is an open-ended investment company established in Luxembourg which is available for sale in certain jurisdictions only. BGF is not available for sale in the U.S. or to U.S. persons. Product information concerning BGF should not be published in the U.S. It is recognised under Section 264 of the Financial Services and Markets Act 2000. BlackRock Investment Management (UK) Limited is the UK distributor of BGF. Most of the protections provided by the UK regulatory system, and the compensation under the Financial Services Compensation Scheme, will not be available. A limited range of BGF sub-funds have a reporting fund status A sterling share class that seeks to comply with UK Reporting Fund Status requirements. Subscriptions in BGF are valid only if made on the basis of the current Prospectus, the most recent financial reports and the Key Investor Information Document, which are available on our website. Prospectuses, Key Investor Information Documents and application forms may not be available to investors in certain jurisdictions where the Fund in question has not been authorised. Issued by BlackRock Investment Management (UK) Limited (authorised and regulated by the Financial Conduct Authority). Registered office: 12 Throgmorton Avenue, London, EC2N 2DL. Registered in England No. 2020394. Tel: 020 7743 3000. For your protection, telephone calls are usually recorded. BlackRock is a trading name of BlackRock Investment Management (UK) Limited. © 2016 BlackRock, Inc. All Rights reserved. BLACKROCK, BLACKROCK SOLUTIONS, iSHARES, BUILD ON BLACKROCK, SO WHAT DO I DO WITH MY MONEY and the stylized i logo are registered and unregistered trademarks of BlackRock, Inc. or its subsidiaries in the United States and elsewhere. All other trademarks are those of their respective owners. © 2016 Morningstar. All Rights Reserved. The information, data, analyses, and opinions contained herein (1) include the proprietary information of Morningstar, (2) may not be copied or redistributed, (3) do not constitute investment advice offered by Morningstar, (4) are provided solely for informational purposes and therefore are not an offer to buy or sell a security, and (5) are not warranted to be correct, complete, or accurate. Morningstar shall not be responsible for any trading decisions, damages, or other losses resulting from, or related to, this information, data, analyses, or opinions or their use.

BLACKROCK®