

Portfolio objective

The investment objective is to maximise total return (income plus capital) by investing at least two thirds of its net assets in high yield bonds. The fund may also hold selected investment grade bonds and cash.

Performance

The fund aims to outperform the peer group median, returning second quartile performance over a rolling 12-month period and top quartile performance over a rolling 36 month period.

Performance for the individual share class is also shown against the reference index as detailed in the key facts table.

Past performance does not predict future returns.

Past performance shown prior to the launch of the share class is simulated back to the launch date of the fund using an existing share class.

Cumulative performance (%)

	1MO	3MO	YTD	1YR	3YR	5YR	7YR	10YR	SI
Return (Net)	0.93	8.10	0.93	9.66	7.31	22.41	26.32	40.39	133.86
Benchmark	0.32	7.60	0.32	6.85	-2.48	9.50	13.24	30.12	122.99

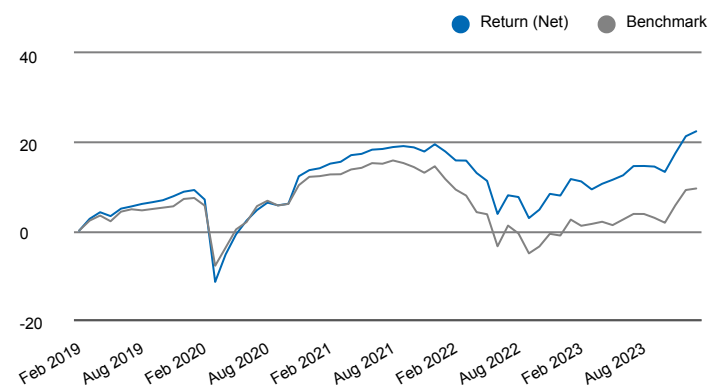
Discrete annual performance (%)

The table below shows performance over rolling discrete 12-month periods.

	2024	2023	2022	2021	2020
Return (Net)	9.66	-5.28	3.32	4.51	9.15
Benchmark	6.85	-8.20	-0.58	4.59	7.36

	2019	2018	2017	2016	2015
Return (Net)	-0.76	3.98	10.08	-3.37	4.49
Benchmark	-1.54	5.03	17.64	-4.37	2.14

Cumulative five-year performance



Source: Aegon Asset Management UK. NAV to NAV, noon prices, income reinvested, net of ongoing charges, excluding entry or exit charges.

Sector median source: Lipper, compiled using Lipper primary share classes. Lipper primary share classes are generally the highest charging share classes available, and are usually the 'A' retail share classes for Aegon Asset Management UK Portfolios.

Key facts

Investment Vehicle	Aegon Asset Management Investment Company (Ireland) plc
Fund Managers	Thomas Hanson, Mark Benbow
Fund Launch	08 November 2007
Share Class Launch	15 May 2012
Sector	Lipper Global Bond Global High Yield USD
Benchmark	ICE BofA Global High Yield Constrained EUR Hedged
SFDR Classification	8
Fund Base Currency	USD
Fund Size	323,432,550
NAV	16.55
Fund Structure	OEIC
Investment Manager	Aegon Asset Management UK
SEDOL	B296X69
ISIN	IE00B296X691
Dividend Strategy	No dividend distribution
Valuation Point	12:00 GMT

Costs

Initial Charge	0.00%
Management Fee	0.55%
Ongoing Charges Fee	0.67%

The ongoing charge figure is based on the actual expenses incurred in the 12-month period concluding at the end of last month. The cost of investing will impact your investment. The return will be reduced by the fees and expenses that may be incurred in managing the investment. Fees may have a compounding effect.

Risk and reward profile

1	2	3	4	5	6	7
Lower risk / potentially lower rewards				Higher risk / potentially higher rewards		

Portfolio data

	Portfolio	Benchmark
Number of Issuers	117	1,501
Number of Issues	127	3,218
Average Credit Quality	BB-	B+
Yield to Maturity (%)	8.07	8.15
Yield to Worst (%)	7.06	8.06
Effective Duration (Yrs)	3.29	3.32
Modified Duration (Yrs)	3.72	3.72
Spread Duration (Yrs)	3.66	3.35
Option Adjusted Spread (bps)	354	376
Sharpe Ratio (%)	0.74	0.27
Standard Deviation (Ann.)	5.55	5.68

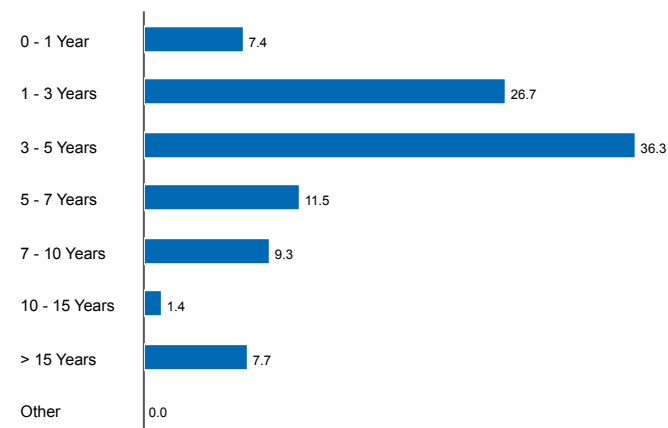
Sector allocation

	Portfolio (%)	Benchmark (%)
Consumer Cyclical	25.5	17.8
Banking	16.9	4.7
Communications	9.8	14.7
Capital Goods	9.2	8.8
Energy	5.7	9.2
Transportation	5.1	3.1
Consumer Non-Cyclical	5.0	11.0
Technology	4.3	5.1
Basic Industry	4.0	5.9
Industrial Other	3.6	1.5

Currency exposure

	Portfolio Pre-hedge (%)	Portfolio Post-hedge (%)
USD	45.2	100.4
EUR	33.5	-0.3
GBP	21.3	-0.1
AUD	0.0	0.0
CAD	0.0	0.0

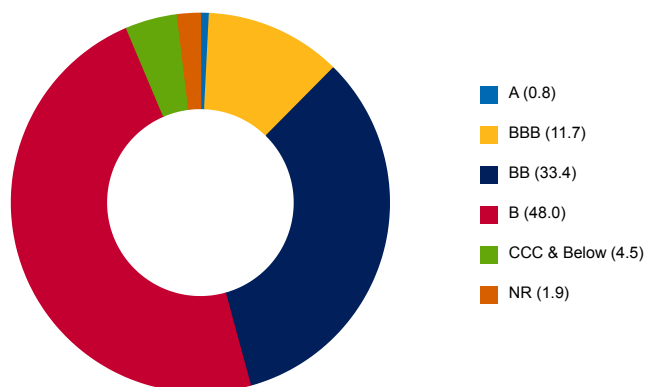
Maturity allocation (%)



Top 10 holdings

	Portfolio (%)
CPUK FINANCE LTD	2.5
PINNACLE BIDCO PLC	1.9
GUALA CLOSURES SPA	1.8
VALLOUREC SA	1.8
GTGR W DUTCH FINANCE SUB BV	1.8
LEVEL 3 FINANCING INC	1.8
B&M EUROPEAN VALUE RETAIL SA	1.6
UNICREDIT SPA	1.6
HTA GROUP LTD	1.6
INTESA SANPAOLO SPA	1.6

Ratings allocation (%)



Regional allocation (%)

	Portfolio (%)	Benchmark (%)
Europe ex-United Kingdom	41.9	19.6
North America	26.0	60.2
United Kingdom	22.7	5.3
Africa	4.5	1.3
Latin America	3.2	8.6
Asia Pacific ex-Japan	1.2	3.3
Middle East	0.8	1.7
Japan	0.0	0.7

Dealing

You can deal in shares from 08:30 to 17:30 hours GMT (09:30 to 18:30 CET) on any dealing day (except for, unless the Board of Directors decides otherwise, the last working day before Christmas Day, UK and Irish bank holidays and other days at the Board of Directors discretion). The Portfolio is valued at 12 noon GMT (13:00 CET) (the valuation point) on each business day. Orders received before 11:00 GMT (12:00 CET) will be based on the price calculated at that day's valuation point. Orders received after 11:00 GMT (12:00 CET) will be based on the price calculated at the next valuation point.

Dealing desk enquiries: + 353 1 622 4493

For further information on the Portfolio, including legal documents and details of all available share classes: www.aegonam.com/funds

Disclosures

For Retail Investors. Capital is at risk.

This fund is a medium to long-term investment and your capital is at risk. Any investment objective, performance benchmark and yield information should not be considered as an assurance or guarantee of the performance of the fund or any part of it. An initial charge reduces the amount available for investment. Investors should be aware that funds denominated in a currency other than investors' home state currency are subject to currency fluctuations which may decrease returns. Please be aware that each fund presents its own risk profile. Material risks for this fund are: Credit; Liquidity; Counterparty; Other Markets; Derivatives; Interest Rate and Concentration. Please read the KIID for an explanation and refer to the prospectus for information about all relevant risks.

Past performance does not predict future returns. Outcomes, including the payment of income, are not guaranteed.

This is a marketing communication. Please refer to the Prospectus of the UCITS and to the KIID before making any final investment decisions. The relevant documents can be found at aegonam.com. The principal risk of this product is the loss of capital.

All data is sourced to Aegon Asset Management unless otherwise stated. The document is accurate at the time of writing but is subject to change without notice. Data attributed to a third party ("3rd Party Data") is proprietary to that third party and/or other suppliers (the "Data Owner") and is used by Aegon Investment Management B.V. under license. 3rd Party Data: (i) may not be copied or distributed; and (ii) is not warranted to be accurate, complete or timely. None of the Data Owner, Aegon Investment Management B.V. or any other person connected to, or from whom Aegon Investment Management B.V. sources, 3rd Party Data is liable for any losses or liabilities arising from use of 3rd Party Data.

Aegon Asset Management Europe ICAV is an umbrella type open-ended investment company with variable capital, registered in the Republic of Ireland (Company No. C153036) at 25-28 North Wall Quay, International Financial Services Centre, Dublin 1. Board of Directors: M. Kirby, S. Donald and B. Wright. Aegon Asset Management Europe ICAV is regulated by the Central Bank of Ireland. Aegon Investment Management B.V. (Aegon AM NL) is the appointed management company. Aegon AM NL is registered with and supervised by the Dutch Authority for Financial Markets (AFM). For Switzerland, ICAV is a UCITS which is authorised for distribution by FINMA as a Foreign Collective Investment Scheme. The Disclosures are available from www.aegonam.com or from the Representative and Paying Agent in Switzerland, CACEIS (SA) Switzerland, Chemin de Precossy 7-9, CH-1260 Nyon / VD, Suisse, Phone: +41 22 360 94 00, Fax: +41 22 360 94 60.

Aegon Asset Management UK plc is an appointed sub-promoter for Aegon Asset management Europe ICAV.

Aegon Asset Management UK plc is authorized and regulated by the Financial Conduct Authority.

Please note that not all sub-funds and share classes may be available in each jurisdiction. This content is marketing and does not constitute an offer or solicitation to buy any fund(s) mentioned. No promotion or offer is intended other than where the fund(s) is/are authorized for distribution.

Please visit <https://www.aegonam.com/en/contact/> for an English summary of investor rights and more information on access to collective redress mechanisms.

Please visit <https://www.aegonam.com/en/glossary/> for definitions of the financial jargon and common investment terminology used within Aegon Asset Management's investment reports.