

Fund objectives and investment policy

The fund aims to provide capital growth and income in excess of the ICE BofA Merrill Lynch Euro High Yield Constrained Index after fees have been deducted over a three to five year period by investing in sub-investment grade bonds denominated in euro issued by companies worldwide. The fund is actively managed and invests at least two-thirds of its assets in bonds denominated in EUR issued by governments, government agencies, supra-nationals and companies worldwide. The fund also invests at least two-thirds of its assets in sub-investment grade bonds (being bonds with a credit rating below investment grade as measured by Standard & Poor's or any equivalent grade of other credit rating agencies). Although high yield bonds are typically perceived to have higher levels of risk, the additional income they may offer over an investment grade bond is intended to compensate for this. The fund may invest up to 10% of its assets in contingent convertible bonds. The fund may also invest directly or indirectly in other securities (including other asset classes), countries, regions, industries or currencies, investment funds, warrants and money market investments, and hold cash. The fund may also invest in derivatives to create long and short exposure to the underlying assets of these derivatives. The fund may use derivatives with the aim of achieving investment gains, reducing risk or managing the fund more efficiently.

Relevant risk as associated with this Fund are shown overleaf and should be carefully considered before making any investment.

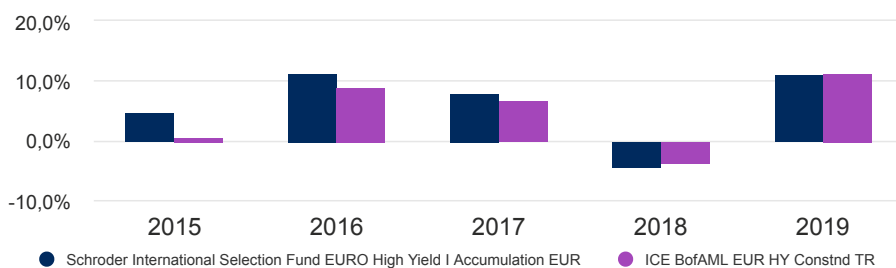
Share class performance

Cumulative performance	1 month	3 months	YTD	1 year	3 years	5 years	Since inception
Share class (Net)	-16,5	-17,1	-17,1	-12,6	-7,3	7,5	34,1
Target	-13,2	-14,7	-14,7	-9,9	-4,0	4,2	28,9

Discrete yearly performance	Mar 15 - Mar 16	Mar 16 - Mar 17	Mar 17 - Mar 18	Mar 18 - Mar 19	Mar 19 - Mar 20
Share class (Net)	3,4	12,1	4,5	1,5	-12,6
Target	-0,5	9,0	4,5	2,0	-9,9

Calendar year performance	2015	2016	2017	2018	2019
Share class (Net)	4,8	11,4	8,0	-4,4	11,1
Target	0,7	9,1	6,7	-3,6	11,2

Performance over 5 years (%)



Past performance is not a reliable indicator of future results, prices of shares and the income from them may fall as well as rise and investors may not get back the amount originally invested.

Exchange rate movements may cause the value of investments to fall as well as rise. The performance shown does not take account of any commissions, entry or exit charges.

Source: Morningstar, bid to bid, net income reinvested, net of fees. The fund's performance should be assessed against its target benchmark being to exceed the ICE BofA Merrill Lynch Euro High Yield Constrained index. The majority of the fund's investments may be components of the benchmark. The investment manager invests on a discretionary basis and is not limited to investing in accordance with the composition of the benchmark. The investment manager will invest in companies or sectors not included in the benchmark in order to take advantage of specific investment opportunities. Peter Harvey, Daniel Pearson and Team replaced Konstantin Leidman and Team as Fund Manager for this fund on 10.10.2018.

Fund facts

Fund manager	Peter Harvey
Managed fund since	10.10.2018
Fund management company	Schroder Investment Management (Europe) S.A.
Domicile	Luxembourg
Fund launch date	14.11.2012
Share class launch date	14.11.2012
Fund base currency	EUR
Share class currency	EUR
Fund size (Million)	EUR 1.066,26
Number of holdings	247
Target	ICE BofAML EUR HY Constnd TR
Unit NAV	EUR 134,0525
Dealing frequency	Daily
Distribution frequency	No Distribution

Fees & expenses

Ongoing charge	0,06%
Redemption fee	0,00%
Entry charge up to	0,00%

Purchase details

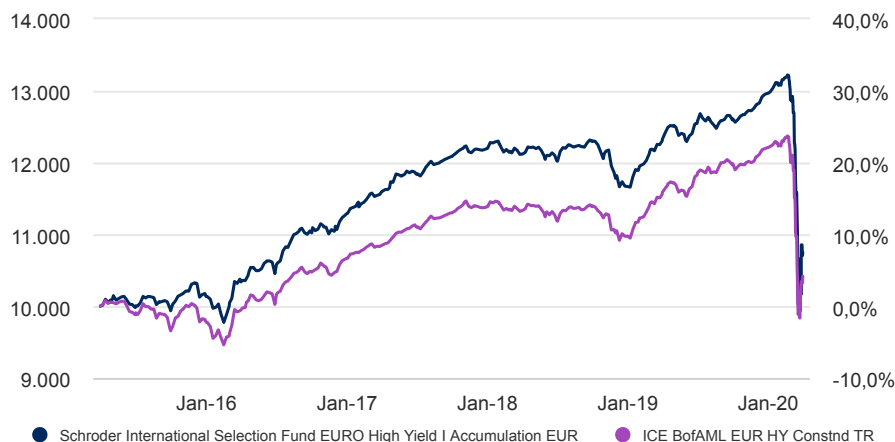
Minimum initial subscription	EUR 5M ; USD 5M or their near equivalent in any other freely convertible currency.
------------------------------	--

Codes

ISIN	LU0849400386
Bloomberg	SCIEHYI LX
SEDOL	B7SV5X1
Reuters	LU0849400386.LUF

I Accumulation EUR | Data as at 31.03.2020

5 year return of EUR 10.000



Past Performance is not a guide to future performance and may not be repeated. The value of investments and the income from them may go down as well as up and investors may not get back the amounts originally invested. Exchange rate changes may cause the value of any overseas investments to rise or fall.

The chart is for illustrative purposes only and does not reflect an actual return on any investment.

Returns are calculated bid to bid (which means performance does not include the effect of any initial charges), net income reinvested, net of fees.

Risk considerations

Credit risk: A decline in the financial health of an issuer could cause the value of its bonds to fall or become worthless.

Liquidity risk: In difficult market conditions, the fund may not be able to sell a security for full value or at all. This could affect performance and could cause the fund to defer or suspend redemptions of its shares.

Operational risk: Operational processes, including those related to the safekeeping of assets, may fail. This may result in losses to the fund.

Contingent convertible bonds: The fund may invest in contingent convertible bonds. If the financial strength of the issuer of a contingent convertible bond falls in a prescribed way, the value of the bond may fall significantly and, in the worst case, may result in losses to the fund.

Currency risk: The fund may lose value as a result of movements in foreign exchange rates.

High yield bond risk: High yield bonds (normally lower rated or unrated) generally carry greater market, credit and liquidity risk.

Event risk: The fund will take significant positions on companies involved in mergers, acquisitions, reorganisations and other corporate events. These may not turn out as expected and may result in losses to the fund.

Derivatives risk – Efficient Portfolio Management and Investment Purposes: Derivatives may be used to manage the portfolio efficiently. A derivative may not perform as expected, may create losses greater than the cost of the derivative and may result in losses to the fund. The fund may also materially invest in derivatives including using short selling and leverage techniques with the aim of making a return. When the value of an asset changes, the value of a derivative based on that asset may change to a much greater extent. This may result in greater losses than investing in the underlying asset.

Interest rate risk: The fund may lose value as a direct result of interest rate changes.

Counterparty risk: The fund may have contractual agreements with counterparties. If a counterparty is unable to fulfil their obligations, the sum that they owe to the fund may be lost in part or in whole.

Performance risk: Investment objectives express an intended result but there is no guarantee that such a result will be achieved. Depending on market conditions and the macro economic environment, investment objectives may become more difficult to achieve.

IBOR: The transition of the financial markets away from the use of interbank offered rates (IBORs) to alternative reference rates may impact the valuation of certain holdings and disrupt liquidity in certain instruments. This may impact the investment performance of the fund.

Ratings and accreditation

*

**



Please refer to the Important information section for the disclosure. The above are external ratings and the internal ESG accreditation.

Synthetic risk & reward indicator (SRRI)

LOWER RISK

Potentially lower reward

HIGHER RISK

Potentially higher reward



The risk category was calculated using historical performance data and may not be a reliable indicator of the fund's future risk profile. The fund's risk category is not guaranteed to remain fixed and may change over time. A fund in the lowest category does not mean a risk-free investment. The fund is in this category because it can take higher risks in search of higher rewards and its price may rise and fall accordingly.

Risk statistics & financial ratios

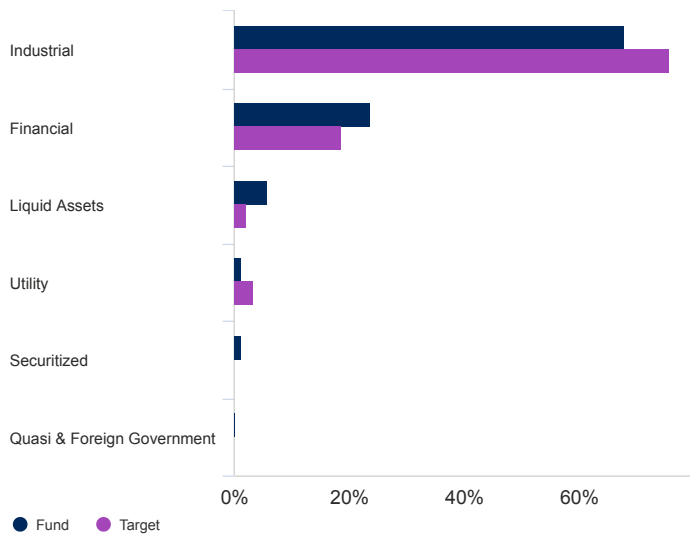
	Fund	Target
Annual volatility (%) (3y)	10,5	8,6
Effective duration (years)	3,6	-
Current yield (%)	5,0	-
Yield to maturity	10,1	-

Source: Morningstar. The above ratios are based on bid to bid price based performance data.

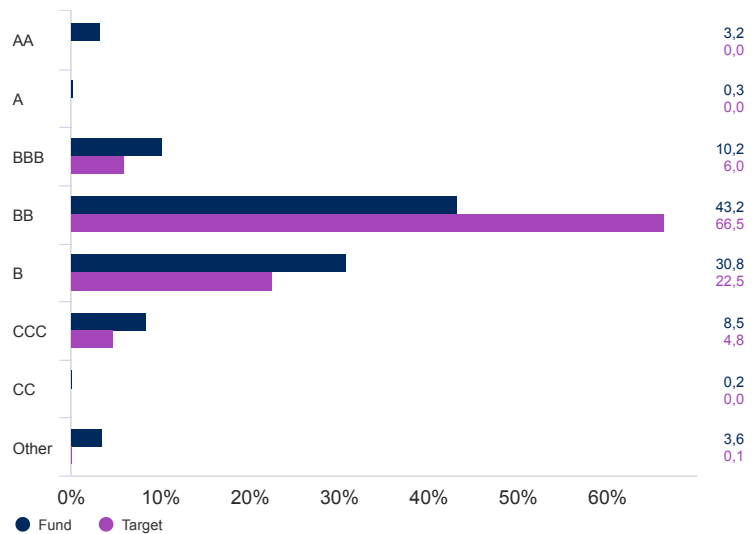
I Accumulation EUR | Data as at 31.03.2020

Asset allocation

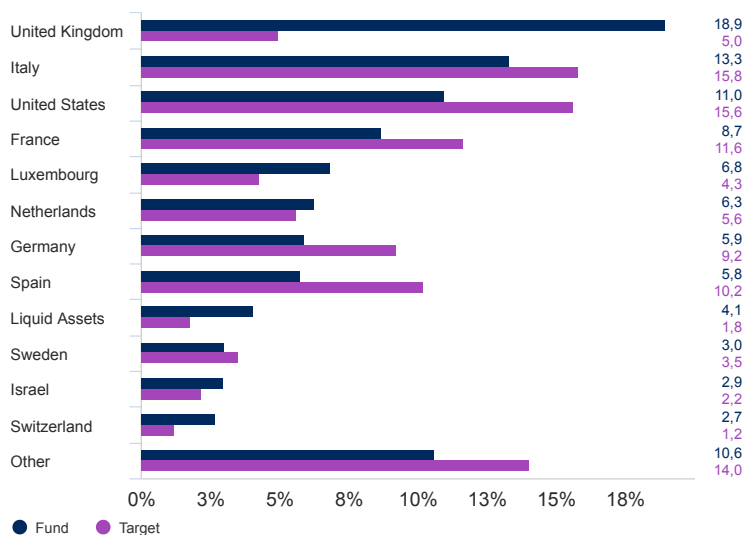
Sector (%)



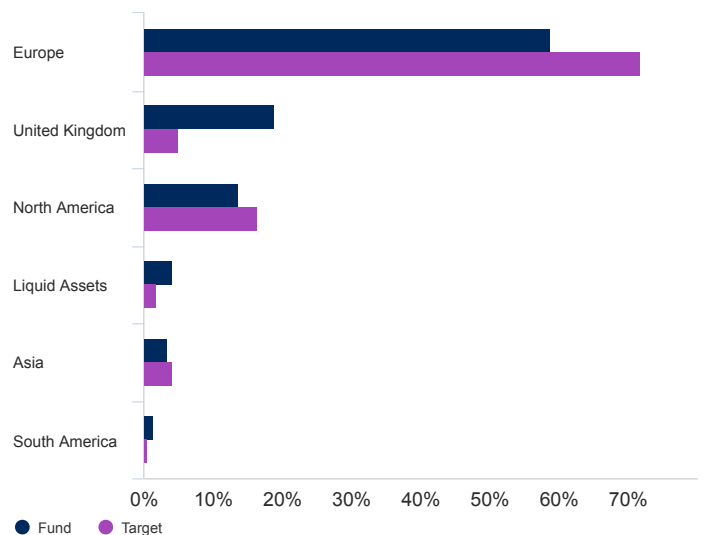
Credit quality (%)



Geographical Breakdown (%)



Region (%)



Top 10 holdings (%)

	Holding name	%
1	LHC THREE PLC 4.1250 15/08/2024 REGS	1,7
2	BANCA IFIS SPA 4.5000 17/10/2027 REGS	1,6
3	VIRGIN MEDIA RECEIVABLE 5.5000 15/09/2024 REGS	1,5
4	GROUPAMA SA 6.3750 PERP REGS	1,3
5	Nidda Healthcare Holding GmbH 3.500000 30/Sep/2024 3.5000 30/09/2024 SERIES REGS	1,2
6	ANGLIAN WATER OSPREY FINANCING PLC 4.0000 08/03/2026 REGS	1,2
7	TEVA PHARMACEUTICALS FINANCE NETHERLANDS II BV 1.1250 15/10/2024 REGS	1,2
8	INFOR US INCORPORATED 5.7500 15/05/2022	1,1
9	MATTERHORN TELECOM SA 4.0000 15/11/2027 REGS	1,1
10	ALTICE FRANCE SA 5.8750 01/02/2027 REGS	1,1

Source: Schroders. Top holdings and asset allocation are at fund level.

I Accumulation EUR | Data as at 31.03.2020

Share class available

	I Accumulation EUR	I Distribution EUR
Distribution frequency	No Distribution	Annually
ISIN	LU0849400386	LU1059810157
Bloomberg	SCIEHYI LX	SEHYIIE LX
SEDOL	B7SV5X1	BLWDVX3

Contact information

Schroder Investment Management (Switzerland) AG
Central 2
Zurich
Switzerland
CH-8001
Tel: +41 (0)44 250 11 11
Fax: +41 (0)44 250 13 12

For your security, communications may be taped or monitored.

Important information

This document does not constitute an offer to anyone, or a solicitation by anyone, to subscribe for shares of Schroder International Selection Fund (the "Company"). Nothing in this document should be construed as advice and is therefore not a recommendation to buy or sell shares. The offering of shares in certain jurisdictions may be restricted and accordingly persons are required, by the Company, to inform themselves of and observe any such restrictions. Subscriptions for shares of the Company can only be made on the basis of its latest prospectus together with the latest audited annual report (and subsequent unaudited semi-annual report, if published). The prospectus and the key investor information document(s) for Switzerland, the articles of association, the annual and semi-annual reports can be obtained, free of charge, at the offices of the Swiss representative, Schroder Investment Management (Switzerland) AG, Central 2, P.O. Box, CH-8021 Zurich (authorised and regulated by FINMA) and the Swiss paying agent, Schroder & Co. Bank AG, Central 2, P.O. Box, CH-8021 Zurich. An investment in the Company entails risks, which are fully described in the prospectus. The Company has its registered office in Luxembourg and is regulated by the Commission de Surveillance du Secteur Financier. This document is issued by Schroder Investment Management (Europe) S.A., 5, rue Höhenhof, L-1736 Senningerberg, Luxembourg. R.C.S. Luxembourg: B 37.799. Schroders has expressed its own views and opinions in this document and these may change. Third party data is owned or licensed by the data provider and may not be reproduced or extracted and used for any other purpose without the data provider's consent. Third party data is provided without any warranties of any kind. The data provider and issuer of the document shall have no liability in connection with the third party data. The Prospectus and/or www.schroders.com contains additional disclaimers which apply to the third party data.

Benchmark: The target benchmark has been selected because the target return of the fund is to deliver the return of that benchmark as stated in the investment objective.

* Morningstar Rating: © Morningstar 2020. All Rights Reserved. The information contained herein: (1) is proprietary to Morningstar and/or its content providers; (2) may not be copied or distributed; and (3) is not warranted to be accurate, complete or timely. Neither Morningstar nor its content providers are responsible for any damages or losses arising from any use of this information. Past performance is no guarantee of future results.

** Sustainability Accreditation

Our Schroders Sustainability Accreditation aims to help investors distinguish how we consider Environmental, Social and Governance ("ESG") factors across our products.

This fund has been awarded an Integrated accreditation. ESG factors are embedded into the investment process and can be clearly evidenced. There is a strong commitment to stewardship and company engagement.