



R-co Conviction Credit SD Euro I EUR

Bond and other € debt securities SICAV

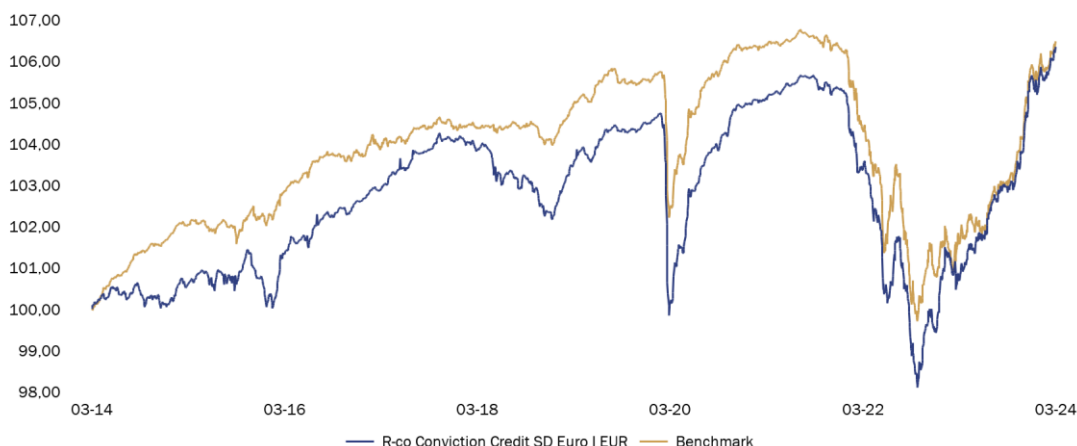
 SFDR
 Article

8
COUNTRY OF REGISTRATION  **FR**  **BE**  **CH**  **DE**  **ES**  **IT**

INVESTMENT OBJECTIVE

R-co Conviction Credit SD Euro aims to outperform the Markit IBoxx€ Corporates 1-3 index over the recommended investment horizon. To do so, the fund's investment process combines top-down and bottom-up approaches in investing at least 80% in investment grade bonds and the rest in convertible bonds, high yield and mutual funds. Currency risk is accessory, with modified duration between 0 to 4. The fund's credit risk level is not pre-set but varies with maturities and the credit ratings of the chosen issues (high yield up to 10%). An issuer's rating is an estimate and not a guarantee of solvency.

PERFORMANCE CHART 10 YEARS


AS OF 28/03/2024

ISIN

FR0011208073

Net Asset Value

112 413,84 €

AuM

513,78 M€

CUMULATIVE PERFORMANCE (%)

	1 month	2024	1 year	3 years	5 years	10 years
Fund	0,56	0,68	5,45	1,17	2,70	6,33
Benchmark	0,60	0,57	4,73	0,10	1,44	6,49
Relative Difference	-0,04	0,11	0,72	1,07	1,26	-0,15

ANNUAL PERFORMANCE (%)

	2023	2022	2021	2020	2019
Fund	6,23	-5,60	0,40	0,40	2,08
Benchmark	5,07	-5,21	0,02	0,72	1,37
Relative Difference	1,16	-0,39	0,38	-0,31	0,71

ANNUALISED PERFORMANCE (%)

	3 years	5 years	10 years
Fund	0,39	0,53	0,62
Benchmark	0,03	0,29	0,63
Relative Difference	0,35	0,25	-0,01

Past performance is not a reliable indicator of future performance.

RISK INDICATORS

	1 year	3 years	5 years
Fund volatility (%)	1,42	1,79	1,95
Bench. volatility (%)	1,46	1,79	1,76
Sharpe Ratio*	1,33	-0,50	-0,03
Tracking error (%)	0,45	0,83	0,75
Information Ratio	1,79	0,43	0,31
Beta	0,92	0,89	1,02

Calculation: weekly basis. The figures provided relate to past months and years.

*Replacement of EONIA by ESTR as the new reference short-term interest rate in the eurozone from 01/01/2022.

Source: Rothschild & Co Asset Management. This non-contractual document does not constitute an offer to sell or investment advice. Its purpose is to provide you with simplified information on the fund's features. Before any subscription please read the legal notices on page 3. For further information please refer to the regulatory documents (KID or complete prospectus) and/or your usual contact person: Rothschild & Co Asset Management – 29 avenue de Messine – 75008 Paris - France – Tel: (33) 1 40 74 40 74 – AMF approval number GP-17000014



Portfolio

Total number of securities 152

TOP HOLDINGS (%)

Name	%
French Discount T-bill 0 07/24/24	2,9
Bundesobligation 2.4 10/19/28	2,8
Ing Groep Nv 0 1/8 11/29/25	1,5
Banco Bilbao Vizcaya Arg 4 1/8 05/10/26	1,2
Arval Service Lease Sa/f 4 09/22/26	1,2
Mundys Spa 4 3/4 01/24/29	1,1
Hldng D'infra Metiers 4 1/2 04/06/27	1,1
Ethias Sa 5 01/14/26	1,0
Ford Motor Credit Co Llc 4.867 08/03/27	1,0
Cetin Group Nv 3 1/8 04/14/27	1,0

MAIN TRANSACTIONS OVER THE MONTH

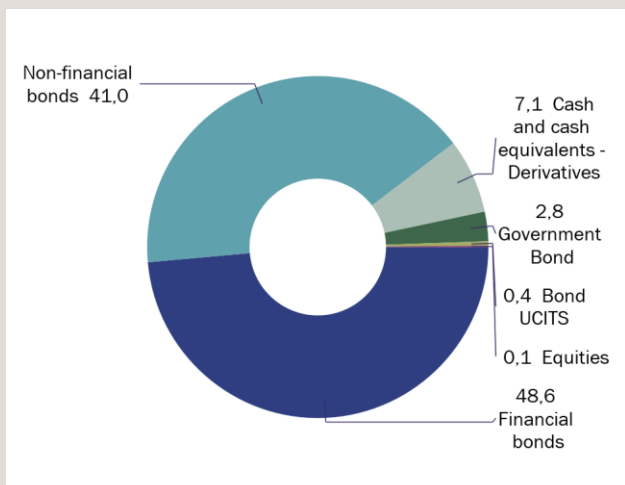
Name	Side
Nibc Bank Nv 6 3/8 12/01/25	Purch. / Reinf.
Banca Ifis Spa 6 1/8 01/19/27	Purch. / Reinf.
Lloyds Banking Group Plc 3 1/2 04/01/26	Purch. / Reinf.
Ceconomy Ag 1 3/4 06/24/26	Sale / Lighten.

MAIN INDICATORS

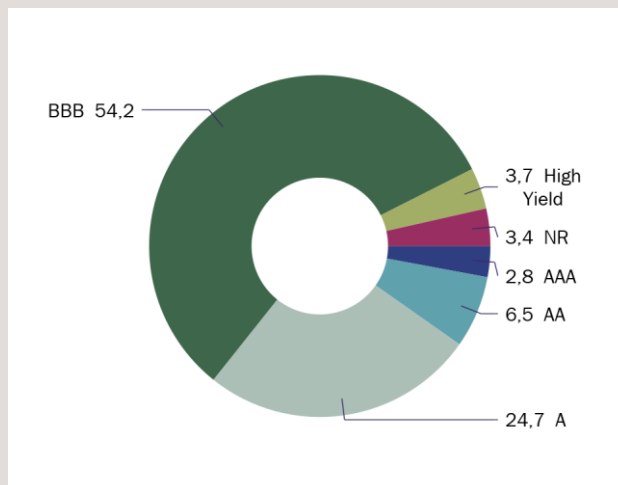
	03/24	02/24
Duration	1,73	1,79
Modified Duration	1,65	1,72
YTM	4,05	4,12
Average coupon	2,90	2,86
Average rating*	BBB+	BBB+
Average maturity	1,77	1,83

*Excluding UCITS and interest rate derivatives

DISTRIBUTION BY TYPE OF BOND (%)

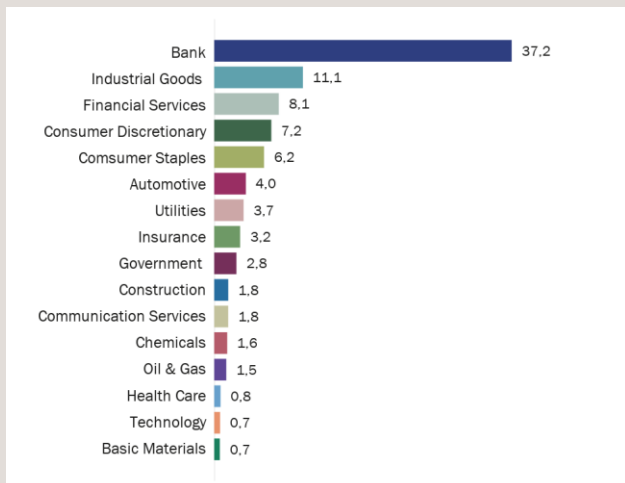


BREAKDOWN BY RATING (%)

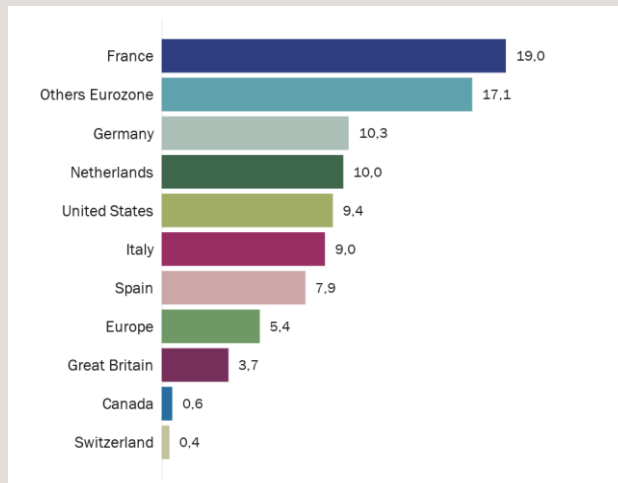


Excluding cash and funds

BREAKDOWN BY SECTOR (%)



BREAKDOWN BY GEOGRAPHICAL ZONE (%)





Performance analysis

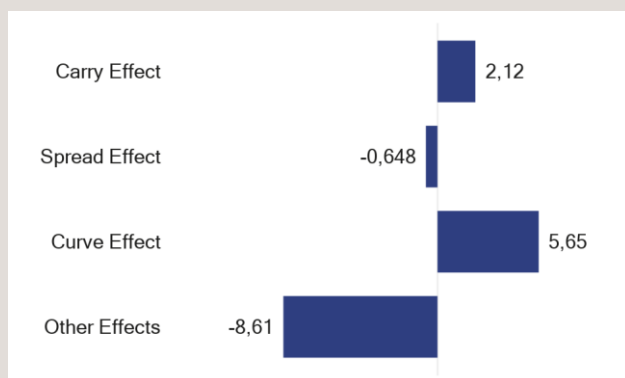
CONTRIBUTION TO MONTHLY GROSS PERFORMANCE BY DEBT TYPE (%)

Debt type	Average weight	Contribution
Corporate senior	41,1	0,26
Senior financials - covered	40,9	0,27
Cash and cash equivalents + Derivatives	7,4	0,02
Financial T2	6,8	0,04
Government	2,8	0,02
Corporate hybrid	0,5	0,00
Bond fund	0,4	0,00
Equities	0,1	-0,03
Financial T1	0,0	0,00
Total	100,0	0,58

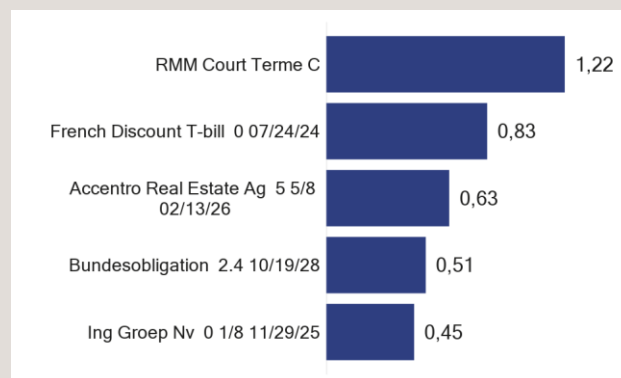
BREAKDOWN OF SENSITIVITY BY MATURITY

Exposure by maturity	Weight (%)	Contribution to sensitivity
< 1 year	31,0	0,14
1-3 years	55,0	1,01
3-5 years	14,2	0,50
5-7 years		
7-10 years		
> 10 years	0,0	0,00
Cash	-0,3	0,00
Total	100,0	1,65

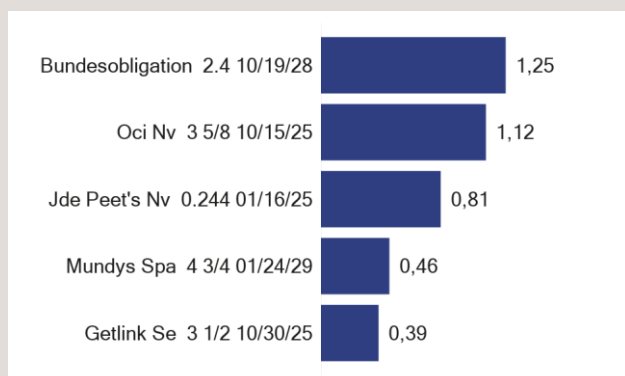
PERFORMANCE ATTRIBUTION BY TYPE OF EFFECT



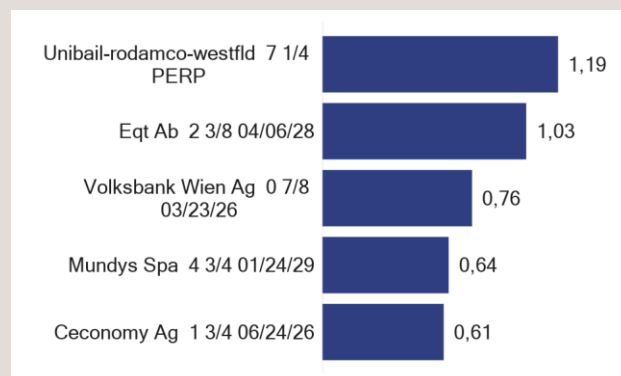
BEST CONTRIBUTIONS - CARRY EFFECT (BP)



BEST CONTRIBUTIONS - CURVE EFFECT (BP)



BEST CONTRIBUTIONS - SPREAD EFFECT (BP)





Characteristics

Legal

Legal form	SICAV
Domicile	France
AMF Classification	Bonds and other debt instruments denominated in euros
Share / Fund Currency	EUR
Share Class Type	Accumulation
Inception date	12/11/2019
Class inception	04/12/2012
Investment horizon	3 years
Benchmark	iBoxx Euro Corporates 1-3 Total Return

Fund service providers

Management company	Rothschild & Co Asset Management
Custodian	Rothschild Martin Maurel
Administrative Agent	Caceis Fund Administration
Fund manager	Philippe LOMNE / Emmanuel PETIT

Risk level

Lower risk				Higher risk		
1	2	3	4	5	6	7
Potentially lower return				Higher yield potential		
The synthetic risk indicator shows the level of risk of this product compared to others. It indicates the probability that this product will suffer losses in the event of market movements or our inability to pay you.						
We have classified this product in risk class 2 of 7, which is a low risk class. This means that potential losses from future product performance are low and, should market conditions deteriorate, it is very unlikely that our ability to pay you will be affected.						
Other important risk factors not adequately covered by the indicator :						
Credit risk: Risk of deterioration in credit quality or risk of default by an issuer that could negatively impact the price of the assets in the portfolio.						
Liquidity risk: Risk linked to the low liquidity of the underlying markets, which makes them sensitive to significant buying and selling movements.						
Impact of techniques such as derivatives: The use of derivatives can amplify the impact of market movement effects on the portfolio.						

Fees

Subscription fee (max) / Redemption fee (max.)	2% / None
Financial management fees	0,30% Maximum total including VAT of net assets
Ex-post ongoing charges	0,318%
Performance fee	None
Administrative fees	-

Glossary

Carbon intensity

The Carbon Intensity of the portfolio is defined as the weighted sum of the carbon intensities of the underlying assets in the portfolio.

Emissions reduction target

If a company has a target for reducing its carbon emissions, this indicator assesses the commitment to that target. Higher scores are given to companies that are actively seeking to reduce their emissions from an already relatively low level. Apart from companies without a target, the lowest scores are for companies with high levels of emissions that are seeking only minor reductions. For small companies, where carbon reduction targets are relatively rare, a moderately high score is given for any type of carbon reduction target.

Score referring to the management of the transition to a low-carbon economy

This score is an indicator of a company's performance in managing the risks and opportunities associated with the transition to a low carbon economy. It combines assessments of the management of the following key issues:

(i) greenhouse gas emissions management, (ii) carbon footprint of products and services, etc. The higher the score, the more effectively the company is managing these issues. (Score: 0-10).

SFDR articles

Article 6: the financial product does not necessarily promote ESG characteristics or have specific sustainable investment objectives.

Article 8: the financial product promotes certain environmental and social characteristics.

Article 9: the financial product has sustainable investment objectives.

Category "transition to a low carbon economy"

This indicator classifies companies according to their exposure to the risks and opportunities associated with the transition to a low-carbon economy.

The different categories are :

Asset Stranding: assets that lose value due to unfavourable market developments (legislation, environmental constraints, technological disruptions) that cause significant devaluation (e.g. companies owning coal mines);

Operational transition: a company facing increased operating costs due to carbon taxes or having to make significant investments to implement solutions to reduce their greenhouse gas emissions (e.g. cement producers);

Product offering in transition: a company facing a decline in demand for carbon-intensive products and having to shift its product offering towards products compatible with a low-carbon economy (e.g. the automotive sector);

Neutral: a company with low exposure to increases in operating costs/capital expenditure associated with the transition to a low-carbon economy (e.g. the healthcare sector);

Solutions: a company that provides products or services that are expected to benefit from the transition to a low-carbon economy (e.g. renewable energy power producers).

Green share

Share of sales of underlying assets contributing to transition :

Low: from 1 to 19.9% of sales

Moderate: 20 to 49.9% of sales

High: 50 to 100% of sales



Management report | ESG

ESG data are dated from the beginning of the quarter

ESG RATING

	Score	Rating
Fund	6,92	A
Management universe	6,92	A
Adjusted scores within their industry		
Coverage rate		91%
Number of holdings		152
Number of ESG rated holdings		135

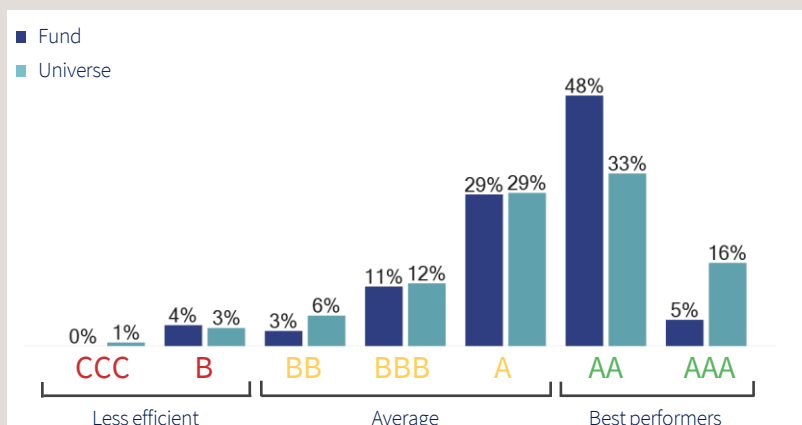
ESG SCORE COMPARISON BY PILLAR

	E	S	G
Fund	6,96	5,03	5,9
Management universe	6,82	5,1	5,93

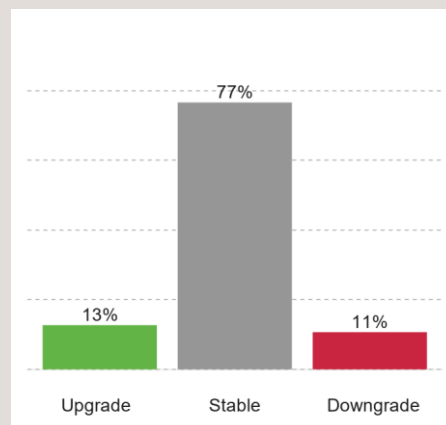
WOMEN REPRESENTATION ON THE BOARD OF DIRECTORS

Fund	37%
Management universe	35%

RATING DISTRIBUTIONS (% EXCLUDING CASH)



RATING EVOLUTION (OVER 12MONTHS)



DISTRIBUTION OF RATINGS BY SECTOR (% EXCLUDING CASH)

Sector	Weight	Not rated	CCC	B	BB	BBB	A	AA	AAA
Consumer goods	9,3%	10,3%	-	19,3%	11,1%	18,3%	24,1%	16,9%	-
Oil & Gas	1,5%	0,0%	-	-	-	-	49,3%	50,7%	-
Financials	48,4%	11,4%	-	0,8%	3,4%	8,5%	27,2%	44,2%	4,4%
Industrials	4,5%	0,0%	-	-	-	-	-	82,1%	17,9%
Materials	2,3%	-	-	-	-	30,2%	27,1%	42,6%	-
Health Care	0,9%	-	-	-	-	13,5%	-	86,5%	-
Utilities	3,7%	29,3%	-	25,0%	-	-	25,8%	19,9%	-
Consumer services	16,3%	-	-	3,4%	-	18,3%	35,0%	33,3%	10,0%
Sovereign	5,6%	-	-	-	-	-	50,9%	49,1%	-
Technology	0,7%	-	-	-	-	-	-	100,0%	-
Communication Services	1,7%	58,0%	-	-	-	42,0%	-	-	-
UCIs	5,0%	8,5%	-	-	-	-	-	91,5%	-

Source: Rothschild & Co Asset Management



Management report | ESG

CARBON INTENSITY (SCOPE 1 + 2) AND GREEN SHARE

	tons of CO2 per sales, in millions of USD
Fund	87
Management universe	106
Relative Difference	-19
Coverage rate	85%
Green share	2%

MAIN SECTORS CONTRIBUTING TO CARBON INTENSITY

Sectors	Weight	Contribution to the carbon intensity	Contribution to the carbon intensity (%)
Consumer services	19,2%	47,9	55%
Materials	2,7%	10,8	12%
Industrials	5,4%	7,1	8%
Top 3	27,3%	65,8	75%

MAIN CONTRIBUTORS TO CARBON INTENSITY

Issuers	Weight	ESG rating	E Score	Low carbon Transition Management Score	Annual emissions (MtCO2)	Contribution to the carbon intensity	Contribution to the carbon intensity (%)
AIR FRANCE-KLM	1,4%	BBB	6,8	7,5	22,7	11,1	12,7%
EASYJET FINCO BV	1,1%	AA	6,4	7,5	6,4	10,7	12,3%
DEUTSCHE LUFTHANSA AG	1,4%	AA	7,5	7,5	23,3	9,1	10,4%
FINNAIR OYJ	0,7%	AAA	6,6	7,5	2,5	6,8	7,8%
OCI NV	0,7%	A	5,2	5,9	9,0	6,8	7,8%
Top 5	5,2%					44,5	50,9%

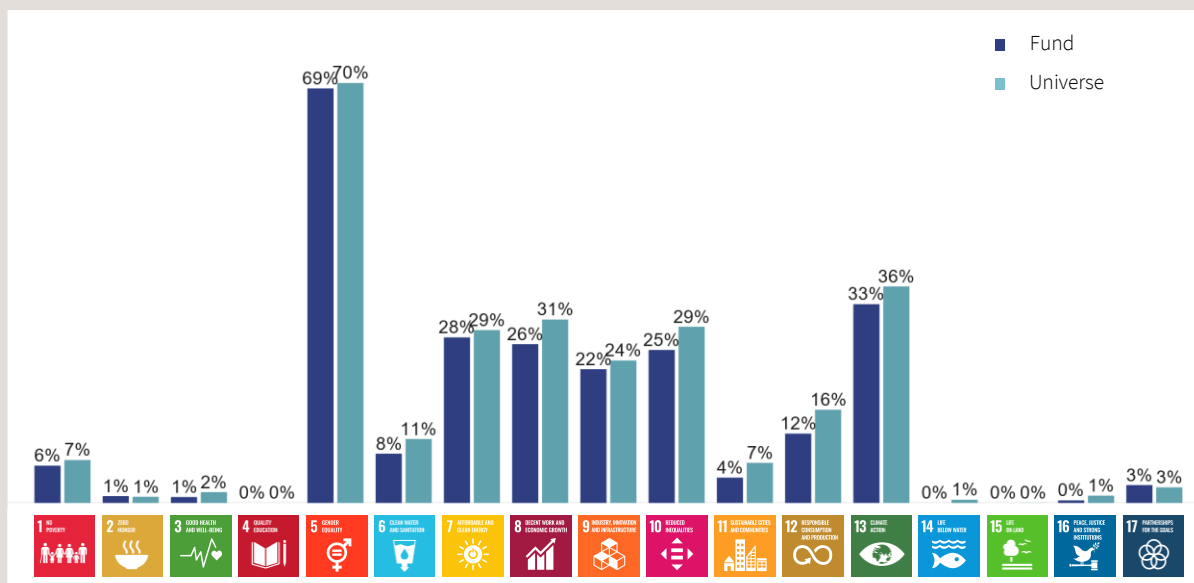
ISSUERS FROM THE "ASSET STRANDING" TRANSITION CATEGORY

Fund	0%
Management universe	0%

SBTi INVOLVED COMPANIES

Target Set	24%
Committed	22%

% OF PORTFOLIO ALIGNED WITH SUSTAINABLE DEVELOPMENT GOALS





Disclaimer

Rothschild & Co Asset Management – Portfolio Management Company with share capital of €1,818,181.89 – 29, avenue de Messine, 75008 Paris – AMF Authorisation No. GP 17000014, Paris Trade and Companies Register No. 824 540 173.

French SICAV (open-ended mutual fund) "R-Co" – 29, avenue de Messine, 75008 Paris – Registered with the Paris Trade and Companies Register under No. 844 443 390.

This information is provided for information purposes only. It does not constitute all or part of a contract, investment advice, an investment recommendation, or a solicitation to purchase or sell fund shares. Prior to any investment, it is strongly recommended that you read the detailed information contained in the regulatory documents regarding each fund (the prospectus, fund regulations/statutes, investment policy, latest annual/semi-annual reports, and the Key Investor Information Document (KIID)), which constitute the sole admissible regulatory basis for the acquisition of fund shares. These documents are available free of charge in hard copy or electronic format from the fund's management company or its representative. The return and value of the fund shares may decrease or increase and the capital may not be returned in full. Market trends are not a reliable indicator of future market behaviour. Past performance is not a reliable indicator of future performance. Neither in any way constitute a guarantee of future performance or capital. They take into account all fund-related costs and expenses (e.g. management fees) but do not take into account fees charged to the client (e.g. issuance costs, deposit fees).

- Information for US persons

Pursuant to the U.S. Securities Act of 1933 as amended ("Securities Act of 1933"), units or shares in this fund are not and will not be registered in the United States, or admitted by virtue of any US law. These units must be neither offered, sold or transferred in the United States (including in its territories and possessions) nor benefit directly or indirectly a US person (as defined by Regulation S of the Securities Act of 1933) or similar (such as defined in the US "HIRE" law of 18 March 2010 and in the "FATCA" mechanism).

- Information for Belgian investors

The Fund's articles of incorporation or association, the full prospectus, the simplified prospectus, the annual and semi-annual reports of each Fund, may be obtained, on simple request and free of charge in French and Dutch from Rothschild Martin Maurel, having its registered office at 29, avenue de Messine, 75008 Paris, France, acting on behalf of its branch office Rothschild & Co Wealth Management Belgium having its registered office at: 166 avenue Louise B - 1050 Bruxelles, Belgique.

Any information for investors in Belgium pertaining to Rothschild & Co Asset Management or the fund will be published in a local Belgian media outlet or provided by the fund marketing entity.

- Information for Luxembourg investors

The Fund's articles of incorporation or association, the full prospectus, the simplified prospectus, the annual and semi-annual reports of each Fund, may be obtained, on simple request and free of charge from : CACEIS Bank, Luxembourg Branch, 5, allée Scheffer, L-2520 Luxembourg. Any information for investors in Luxembourg pertaining to Rothschild & Co Asset Management or the fund will be published in a local Luxembourg media outlet or provided by the fund marketing entity.

- Information for Dutch investors

The Fund's articles of incorporation or association, Key Investor Information document (KIID), prospectus and the latest periodic documents (annual or semi-annual reports) of each fund may be obtained on simple request and free of charge in Dutch and in English from Rothschild & Co Asset Management - Service Commercial; 29, avenue de Messine; 75008 Paris; France. Any information for investors in the Netherlands pertaining to Rothschild & Co Asset Management or the fund will be published in a local Dutch media outlet or provided by the fund marketing entity.

- Information for Swiss investors

The funds of Rothschild & Co Asset Management (hereinafter the "Funds") presented in this document are companies under French law. This fact sheet is not an invitation to subscribe to any of the Funds described herein; it does not replace the Fund's prospectus and is provided for information purposes only. This presentation does not constitute advice or a recommendation to subscribe to any Fund. Subscriptions shall be accepted, and shares or units shall be issued, only on the basis of the current version of the respective Fund's prospectus, as approved by FINMA. Any information imparted by this document is provided for information purposes only and has no contractual value. Past performance is not an indication of future performance. Furthermore, the commission levied for the issue and redemption of shares or units in the respective Fund shall be charged in addition. Rothschild & Co Asset Management makes no guarantee whatsoever in respect of trends in performance and may not be held liable for any decision taken on the basis of the information contained in this document.

Investing in one or more shares or units of a Fund involves risk. Rothschild & Co Asset Management recommends that subscribers request additional information, particularly with regard to the capacity of the Funds' characteristics to meet their needs, by calling the Funds' representative in Switzerland, as specified above, their usual financial advisor or Rothschild & Co Asset Management before deciding to invest.

Rothschild & Co Bank AG (Zollikerstrasse 181- CH-8034 Zurich - Switzerland) has obtained authorisation from FINMA to distribute the Funds to non-qualified investors in/or from Switzerland; Rothschild & Co Bank AG is also appointed as representative (the "Representative") and paying agent in Switzerland.

The Fund's Regulations or Articles of Association, Prospectus, Key Investor Information Documents and Annual and Semi-Annual Reports for Switzerland may be obtained free of charge from the Representative in Switzerland. Investors must familiarise themselves with the prospectuses before subscribing to the shares or units of any Fund whatsoever.

Announcements intended for investors in Switzerland concerning Rothschild & Co Asset Management or the Funds will be published on the electronic platform www.fundinfo.com, which is authoritative. The issue and redemption prices, or the net asset values marked "exclusive of commission", will be published every day on the electronic platform www.fundinfo.com.

- Homepage

All documents are also available at:
am.eu.rothschildandco.com

- Information regarding MSCI ESG Research

Although Rothschild & Co Asset Management information providers, including without limitation, MSCI ESG Research LLC and its affiliates (the « ESG Parties »), obtain information (the « Information ») from sources they consider reliable, none of the ESG Parties warrants or guarantees the originality, accuracy and/or completeness, of any data herein and expressly disclaim all express or implied warranties, including those of merchantability and fitness for a particular purpose. The information may only be used for your internal use, may not be reproduced or disseminated in any form and may not be used as a basis for, or a component of, any financial instruments or products or indices. Further, none of the information can in and of itself be used to determine which securities to buy or sell or when to buy or sell them. None of the ESG Parties shall have any liability for any errors or omissions in connection with any data herein, or any liability for any direct, indirect, special, punitive, consequential or any other damages (including lost profits) even if notified of the possibility of such damages.

The labels only attest to the responsible and sustainable nature of the management and should not be considered as a guarantee of capital security or of the financial performance of the fund.

Your sales contacts

Institutional investors France

Tel : +33 1 40 74 40 84

@ : AMEUIstitutionnelsFrance@rothschildandco.com

External distribution France

Tel : + 33 1 40 74 43 80

@ : AMEUDistribution@rothschildandco.com

International

Tel : + 33 1 40 74 42 92

@ : clientserviceteam@rothschildandco.com