

## Robeco Investment Grade Corporate Bonds C EUR

Robeco Investment Grade Corporate Bonds is an actively managed fund that invests in euro-denominated securities. The selection of these bonds is based on fundamental analysis. The fund's objective is to provide long-term capital growth. The investment process combines a top-down market view to assess credit attractiveness and factors that drive credit market returns in the short term with skillful issuer selection to create a broadly diversified portfolio. The fund has a conservative profile and a limited exposure to derivatives.



Peter Kwaak, Daniel Ender, Joost Breeuwsma  
Fund manager since 27-03-2009

### Performance

	Fund	Index
1 m	1.26%	1.21%
3 m	0.31%	0.12%
Ytd	0.31%	0.12%
1 Year	6.06%	5.86%
2 Years	-1.02%	-0.97%
3 Years	-2.48%	-2.50%
5 Years	-0.41%	-0.54%
10 Years	1.15%	1.15%
Since 05-2009	2.68%	2.95%

Annualized (for periods longer than one year)

Note: due to a difference in measurement period between the fund and the index, performance differences may arise. For further info, see last page.

### Calendar year performance

	Fund	Index
2023	7.48%	7.87%
2022	-13.53%	-13.87%
2021	-1.32%	-1.25%
2020	3.44%	3.04%
2019	6.10%	6.23%
2021-2023	-2.84%	-2.83%
2019-2023	0.13%	0.08%

Annualized (years)

### Index

Bloomberg Euro Aggregate: Corporates ex financials 2% Issuer Cap

### General facts

Morningstar	★★★★★
Type of fund	Bonds
Currency	EUR
Total size of fund	EUR 62,159,480
Size of share class	EUR 31,140,492
Outstanding shares	367,748
1st quotation date	21-01-2013
Close financial year	31-12
Ongoing charges	0.58%
Daily tradable	Yes
Dividend paid	Yes
Ex-ante tracking error limit	2.50%
Management company	Robeco Institutional Asset Management B.V.

### Sustainability profile

- Exclusions
- ESG Integration
- Engagement

For more information on exclusions see <https://www.robeco.com/exclusions/>

### Performance

Indexed value (until 31-03-2024) - Source: Robeco



### Performance

Based on transaction prices, the fund's return was 1.26%.

The portfolio outperformed its benchmark index, gross of fees. The benchmark return was driven by tighter credit spreads and lower underlying government bond yields. Specifically, the Euro Corporate Ex-Financials Index moved down 6 basis points to 110 basis points above government bonds, while the yield on 10-year German Bunds dropped by 11 basis points, reaching 2.30%. Performance attribution is split into beta positioning and issuer selection, in line with our investment process. Our slight overweight beta position had a small positive impact as index spreads tightened, and we maintained a beta above one. Most of the outperformance in March stemmed from issuer selection. Previously lagging names like Eurofins Scientific and Volkswagen caught up, contributing positively. Names like Autostrade per l'Italia and E.ON also performed strongly throughout the month.

### Market development

Risk appetite remained firm in March with credit spreads continuing their tighter grind alongside continued strength in global equity markets. The generally positive run of economic data has continued, forcing most commentators to abandon recession calls. Meanwhile, the market maintains conviction that policy rates have peaked in most major economies and will begin to be loosened imminently. There's a growing consensus on US-Europe inflation and rate cut divergence. US inflation is resilient, while Europe shows signs of easing in manufacturing, services, and employment, aligning with projections of diminishing wage pressures ahead. Notable central bank moves included the BoJ increasing the policy rate for the first time in 17 years, moving it from -0.1% to 0%, and the Swiss National Bank cutting rates by 0.25%. Technical demand for credit has remained extremely strong, even as spreads continue to grind tighter. Many market participants are primarily drawn to significantly higher 'all-in' yields, fueled by notably higher government yields. Issuers recognize this dynamic, maintaining strong supply volumes with minimal concessions. New issuance remains easily absorbed.

### Expectation of fund manager

The ideal 'soft-landing' scenario for credit appears to be materializing, characterized by declining inflation and the likely avoidance of a recession. Credit markets have wholeheartedly embraced this narrative and are to a large extent priced for perfection. However, have market participants grown complacent, with risk appetite reaching high levels? We remain comfortable with investment-grade credit, but are cautious on the lower rated segments such as high yield bonds and bank Tier-1 Cocos. Spreads are especially low in the US credit market, both in high yield and investment grade. We do see pockets of value in European investment grade, especially in the banking sector where senior bonds still offer attractive spreads. As such, we target betas just above neutral in Euro investment grade credit funds. In global funds, we maintain our overweight Euro versus underweight USD positioning.

### Top 10 largest positions

SPP Distribúcia, Eurofins Scientific, Enxsis Holding, Eni and BT Group are the largest issuer positions in terms of duration times spread versus the benchmark. These bonds are either hybrids, lower rated or have longer maturities. The spreads are attractive relative to peers.

### Fund price

31-03-24	EUR	84.75
High Ytd (01-02-24)	EUR	85.30
Low Ytd (20-03-24)	EUR	84.11

### Fees

Management fee	0.35%
Performance fee	None
Service fee	0.16%

### Legal status

Investment company with variable capital incorporated under Luxembourg law (SICAV)  
 UCITS V Yes  
 Share class C EUR  
 This fund is a subfund of Robeco Capital Growth Funds, SICAV

### Registered in

Belgium, Ireland, Luxembourg, Netherlands, Singapore, Spain, Switzerland, United Kingdom

### Currency policy

The fund invests in Euro denominated securities only.

### Risk management

Risk management is fully embedded in the investment process to ensure that the fund's positions remain within set limits at all times.

### Dividend policy

The fund distributes dividend. This fund aims to pay a quarterly dividend of 1.00%. The dividends referred to are target dividends and may be subject to change as a result of market conditions. Any income earned by the fund is reflected in its share price. This means that the fund's total performance is reflected in its share-price performance.

### Derivative policy

Robeco Investment Grade Corporate Bonds make use of derivatives for hedging purposes. These derivatives are very liquid.

### Fund codes

ISIN	LU0871827621
Bloomberg	ROIGCHE LX
WKN	A1XFAT
Valoren	20354246

### Top 10 largest positions

#### Holdings

Volkswagen International Finance NV  
 TotalEnergies SE  
 Medtronic Global Holdings SCA  
 Sanofi SA  
 Orange SA  
 AT&T Inc  
 Thermo Fisher Scientific Inc  
 Visa Inc  
 Anheuser-Busch InBev SA/NV  
 Siemens Financieringsmaatschappij NV  
**Total**

Sector	%
Industrials	3.21
Industrials	2.96
Industrials	2.82
Industrials	2.68
Industrials	2.65
Industrials	2.05
Industrials	2.03
Industrials	1.96
Industrials	1.92
Industrials	1.83
<b>Total</b>	<b>24.11</b>

### Statistics

	3 Years	5 Years
Tracking error ex-post (%)	0.42	0.43
Information ratio	1.37	1.55
Sharpe ratio	-0.48	-0.07
Alpha (%)	0.63	0.69
Beta	1.01	1.01
Standard deviation	6.75	6.53
Max. monthly gain (%)	5.06	5.06
Max. monthly loss (%)	-4.49	-6.54

Above mentioned ratios are based on gross of fees returns

### Hit ratio

	3 Years	5 Years
Months outperformance	24	41
Hit ratio (%)	66.7	68.3
Months Bull market	17	32
Months outperformance Bull	13	23
Hit ratio Bull (%)	76.5	71.9
Months Bear market	19	28
Months Outperformance Bear	11	18
Hit ratio Bear (%)	57.9	64.3

Above mentioned ratios are based on gross of fees returns

### Characteristics

	Fund	Index
Rating	A3/BAA1	A3/BAA1
Option Adjusted Modified Duration (years)	4.9	4.9
Maturity (years)	5.4	5.5
Yield to Worst (% , Hedged)	3.5	3.5
Green Bonds (% , Weighted)	14.8	9.8

### Sector allocation

The fund does not invest in the financial sector. There is no exposure to banks, brokers, finance or insurance companies. The fund can invest in the finance subsidiaries of automotive companies. Agencies held in the fund are mainly government-owned utility and energy companies.

Sector allocation		Deviation index	
Industrials	75.3%	-10.2%	
Utilities	11.4%	-3.1%	
Agencies	9.3%	9.3%	
Local Authorities	2.5%	2.5%	
Treasuries	0.5%	0.5%	
Cash and other instruments	1.0%	1.0%	

### Currency denomination allocation

The fund invests only in investment-grade non-financial corporate bonds denominated in euros.

Currency denomination allocation		Deviation index	
Euro	99.0%	-1.0%	

### Duration allocation

The fund does not have an active duration policy. It follows the duration of the benchmark.

Duration allocation		Deviation index	
Euro	4.9	0.0	

### Rating allocation

Any AAA-rated exposure is mainly in German government bonds.

Rating allocation		Deviation index	
AAA	1.4%	1.1%	
AA	10.7%	4.3%	
A	29.7%	-4.5%	
BAA	55.2%	-3.9%	
BA	2.0%	2.0%	
Cash and other instruments	1.0%	1.0%	

ESG Important information

The sustainability information in this factsheet can help investors integrate sustainability considerations in their process. This information is for informational purposes only. The reported sustainability information may not at all be used in relation to binding elements for this fund. A decision to invest should take into account all characteristics or objectives of the fund as described in the prospectus. The prospectus is available on request and free of charge on the Robeco website.

Sustainability

The fund incorporates sustainability in the investment process via exclusions, ESG integration, a minimum allocation to ESG-labeled bonds, and engagement. The fund does not invest in credit issuers that are in breach of international norms or where activities have been deemed detrimental to society following Robeco's exclusion policy. Financially material ESG factors are integrated in the bottom-up security analysis to assess the impact on the issuer's fundamental credit quality. In the credit selection the fund limits exposure to issuers with an elevated sustainability risk profile. Furthermore, the fund invests at least 5% in green, social, sustainable, and/or sustainability-linked bonds. Lastly, where issuers are flagged for breaching international standards in the ongoing monitoring, the issuer will become subject to engagement.

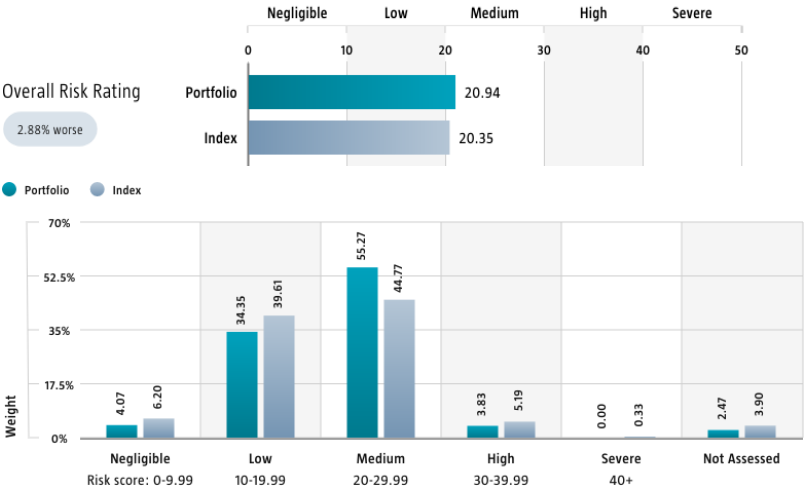
The following sections display the ESG-metrics for this fund along with short descriptions. For more information please visit the sustainability-related disclosures.

The index used for all sustainability visuals is based on Bloomberg Euro Aggregate: Corporates ex financials 2% Issuer Cap.

Sustainalytics ESG Risk Rating

The Portfolio Sustainalytics ESG Risk Rating chart displays the portfolio's ESG Risk Rating. This is calculated by multiplying each portfolio component's Sustainalytics ESG Risk Rating by its respective portfolio weight. The Distribution across Sustainalytics ESG Risk levels chart shows the portfolio allocations broken into Sustainalytics' five ESG risk levels: negligible (0-10), low (10-20), medium (20-30), high (30-40) and severe (40+), providing an overview of portfolio exposure to the different ESG risk levels. Index scores are provided alongside the portfolio scores, highlighting the portfolio's ESG risk level compared to the index.

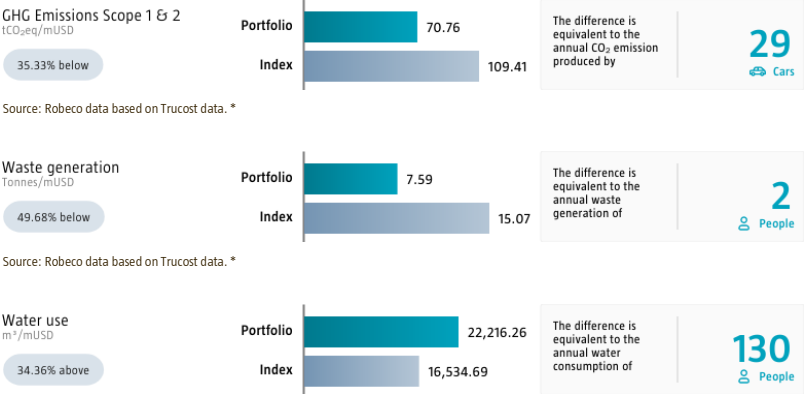
Only holdings mapped as corporates are included in the figures.



Source: Copyright ©2024 Sustainalytics. All rights reserved.

Environmental Footprint

Environmental footprint expresses the total resource consumption of the portfolio per mUSD invested. Each assessed company's footprint is calculated by normalizing resources consumed by the company's enterprise value including cash (EVIC). We aggregate these figures to portfolio level using a weighted average, multiplying each assessed portfolio constituent's footprint by its respective position weight. For comparison, index footprints are shown besides that of the portfolio. The equivalent factors that are used for comparison between the portfolio and index represent European averages and are based on third-party sources combined with own estimates. As such, the figures presented are intended for illustrative purposes and are purely an indication. Only holdings mapped as corporates are included in the figures.

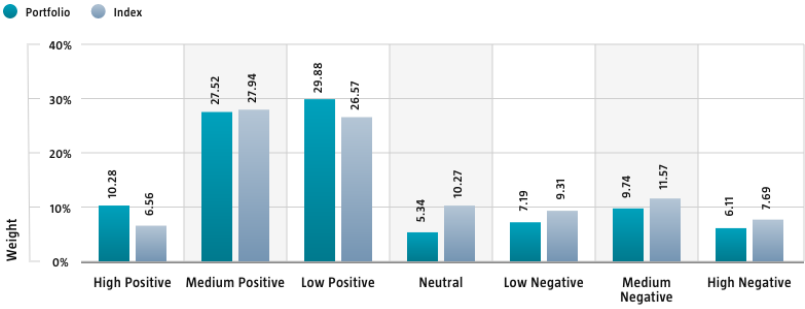


Source: Robeco data based on Trucost data. \*

\* Source: S&P Trucost Limited © Trucost 2024. All rights in the Trucost data and reports vest in Trucost and/or its licensors. Neither Trucost, nor its affiliates, nor its licensors accept any liability for any errors, omissions, or interruptions in the Trucost data and/or reports. No further distribution of the Data and/or Reports is permitted without Trucost's express written consent.

SDG Impact Alignment

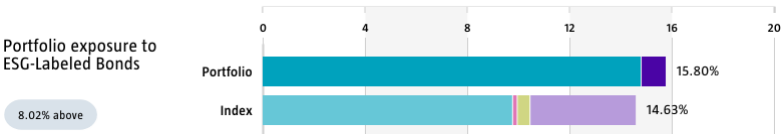
This distribution across SDG scores shows the portfolio weight allocated to companies with a positive, negative and neutral impact alignment with the Sustainable Development Goals (SDG) based on Robeco’s SDG Framework. The framework utilizes a three-step approach to assess a company’s impact alignment with the relevant SDGs and assign a total SDG score. The score ranges from positive to negative impact alignment with levels from high, medium or low impact alignment. This results in a 7-step scale from -3 to +3. For comparison, index figures are provided alongside that of the portfolio. Only holdings mapped as corporates are included in the figures.



Source: Robeco. Data derived from internal processes.

ESG Labeled Bonds

The ESG-labeled bond chart displays the portfolio's exposure to ESG-labeled bonds. Specifically, green bonds, social bonds, sustainability bonds, and sustainability-linked bonds. This is calculated as a sum of weights for those bonds in the portfolio that have one of above mentioned labels. Index exposure figures are provided alongside the portfolio exposure figures, highlighting the difference with the index.



	Portfolio weight	Index weight
Green Bonds	14.83%	9.80%
Social Bonds	0.00%	0.18%
Sustainability Bonds	0.00%	0.50%
Sustainability-Linked Bonds	0.98%	4.15%

Source: Bloomberg in conjunction with data derived from internal processes. BLOOMBERG® is a trademark and service mark of Bloomberg Finance L.P. and its affiliates (collectively “Bloomberg”).

Engagement

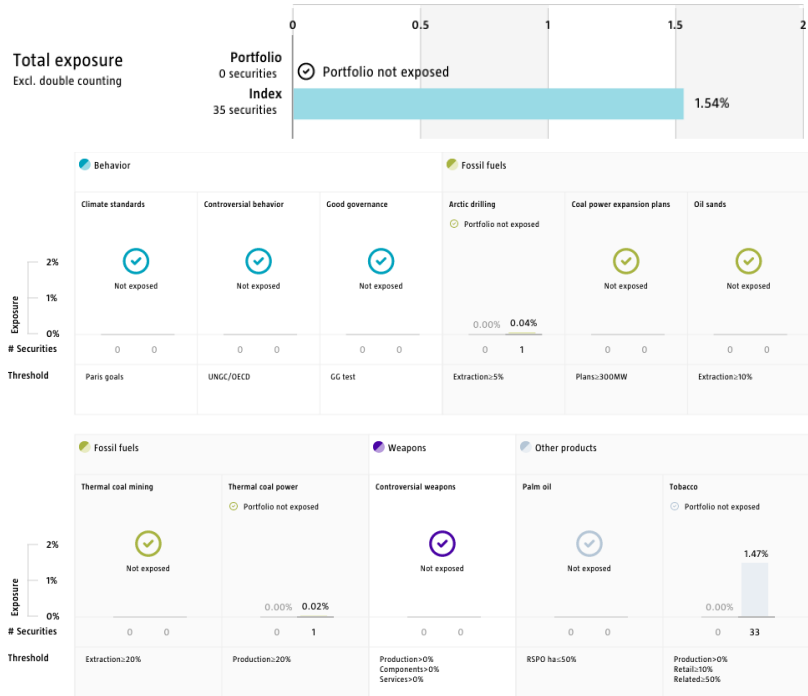
Robeco distinguishes between three types of engagement. Value Engagement focuses on long-term issues that are financially material and/or are causing adverse sustainability impacts. The themes can be broken into Environmental, Social, Governance, or Voting-related. SDG Engagement aims to drive a clear and measurable improvement in a company’s SDG contribution. Enhanced engagement is triggered by misconduct and focuses on companies severely breaching international standards. The report is based on all companies in the portfolio for which engagement activities have taken place during the past 12 months. Note that companies may be under engagement in multiple categories simultaneously. While the total portfolio exposure excludes double counting, it may not equal the sum of individual category exposures.

	Portfolio exposure	# companies engaged with	# activities with companies engaged with
Total (* excluding double counting)	14.64%	17	53
Environmental	2.55%	4	12
Social	5.54%	8	21
Governance	4.58%	6	10
Sustainable Development Goals	2.96%	2	9
Voting Related	1.62%	1	1
Enhanced	0.00%	0	0

Source: Robeco. Data derived from internal processes.

Exclusions

The Exclusions charts display the degree of adherence to exclusion applied by Robeco. For reference, index exposures are shown beside that of the portfolio. Thresholds are based on revenues unless otherwise indicated. For more information about the exclusion policy and which level applies, please refer to the Exclusion Policy and Exclusion List available on Robeco.com.



Source: We use several data sources such as Sustainalytics, RSPO (Roundtable on Sustainable Palm Oil), World Bank, Freedom House, Fund for Peace and International Sanctions; further policy document available [Exclusion Policy](#)

### Investment policy

Robeco Investment Grade Corporate Bonds is an actively managed fund that invests in euro-denominated securities. The selection of these bonds is based on fundamental analysis. The fund's objective is to provide long-term capital growth. The investment process combines a top-down market view to assess credit attractiveness and factors that drive credit market returns in the short term with skillful issuer selection to create a broadly diversified portfolio. The fund has a conservative profile and a limited exposure to derivatives.

The fund aims for a better sustainability profile compared to the Benchmark by promoting certain E&S (i.e. Environmental and Social) characteristics within the meaning of Article 8 of the European Sustainable Finance Disclosure Regulation and integrating ESG and sustainability risks in the investment process and applies Robeco's Good Governance policy. The fund applies sustainability indicators, including but not limited to, normative, activity-based and region-based exclusions, and engagement.

The majority of bonds selected will be components of the benchmark, but bonds outside the benchmark may be selected too. The fund can deviate substantially from the weightings of the benchmark. The fund aims to outperform the benchmark over the long run, while still controlling relative risk through the application of limits (on currencies and issuers) to the extent of the deviation from the benchmark. This will consequently limit the deviation of the performance relative to the benchmark. The benchmark is a broad market-weighted index that is not consistent with the ESG characteristics promoted by the fund.

### Fund manager's CV

Peter Kwaak is Portfolio Manager Investment Grade in the Credit team. Prior to joining Robeco in 2005, he was Portfolio Manager Credits at Aegon Asset Management for three years and at NIB Capital for two years. Peter has been active in the industry since 1998. He holds a Master's in Economics from Erasmus University Rotterdam and he is a CFA® charterholder. Daniel Ender is Portfolio Manager Investment Grade in the Credit team. Previously, he was a Credit Analyst at Actiam. Daniel started his career in the industry in 2018 at ABN AMRO. He has a Master's in Financial Economics from Erasmus University Rotterdam and a Bachelor's in Political Science and Economics from the University of Connecticut. Daniel also is CFA® charterholder. Joost Breeuwsma is Portfolio Manager Investment Grade in the Credit team. Prior to starting his career and joining Robeco in 2017, he obtained a Master's with Distinction in Financial Mathematics from King's College London. Joost Breeuwsma is Portfolio Manager Investment Grade in the Credit team. Prior to starting his career and joining Robeco in 2017, he obtained a Master's with Distinction in Financial Mathematics from King's College London.

### Team info

The Robeco Investment Grade Corporate Bonds fund is managed within Robeco's credit team, which consists of nine portfolio managers and twenty-three credit analysts. The portfolio managers are responsible for the construction and management of the credit portfolios, whereas the analysts cover the team's fundamental research. Our analysts have long term experience in their respective sectors which they cover globally. Each analyst covers both investment grade and high yield, providing them an information advantage and benefiting from inefficiencies that traditionally exist between the two segmented markets. Furthermore, the credit team is supported by three dedicated quantitative researchers and four fixed income traders. On average, the members of the credit team have an experience in the asset management industry of seventeen years, of which eight years with Robeco.

### Fiscal product treatment

The fund is established in Luxembourg and is subject to the Luxembourg tax laws and regulations. The fund is not liable to pay any corporation, income, dividend or capital gains tax in Luxembourg. The fund is subject to an annual subscription tax ('tax d'abonnement') in Luxembourg, which amounts to 0.05% of the net asset value of the fund. This tax is included in the net asset value of the fund. The fund can in principle use the Luxembourg treaty network to partially recover any withholding tax on its income.

### Morningstar

Copyright © Morningstar Benelux. All Rights Reserved. The information contained herein: (1) is proprietary to Morningstar and/or its content providers; (2) may not be copied or distributed; and (3) is not warranted to be accurate, complete or timely. Neither Morningstar nor its content providers are responsible for any damages or losses arising from any use of this information. Past performance is no guarantee of future results. For more information on Morningstar, please refer to [www.morningstar.com](http://www.morningstar.com)

### Sustainability images

The figures shown in the sustainability visuals are calculated on subfund level.

### Sustainalytics disclaimer

The information, methodologies, data and opinions contained or reflected herein are proprietary of Sustainalytics and/or third parties, intended for internal, non-commercial use, and may not be copied, distributed or used in any way, including via citation, unless otherwise explicitly agreed in writing. They are provided for informational purposes only and (1) do not constitute investment advice; (2) cannot be interpreted as an offer or indication to buy or sell securities, to select a project or make any kind of business transactions; (3) do not represent an assessment of the issuer's economic performance, financial obligations nor of its creditworthiness; (4) are not a substitute for a professional advice; (5) past performance is no guarantee of future results. These are based on information made available by third parties, subject to continuous change and therefore are not warranted as to their merchantability, completeness, accuracy or fitness for a particular purpose. The information and data are provided "as is" and reflect Sustainalytics' opinion at the date of their elaboration and publication. Sustainalytics nor any of its third-party suppliers accept any liability for damage arising from the use of the information, data or opinions contained herein, in any manner whatsoever, except where explicitly required by law. Any reference to third party names is for appropriate acknowledgement of their ownership and does not constitute a sponsorship or endorsement by such owner. Insofar as applicable, researched companies referred herein may have a relationship with different Sustainalytics' business units. Sustainalytics has put in place adequate measures to safeguard the objectivity and independence of its opinions. For more information, contact [compliance@sustainalytics.com](mailto:compliance@sustainalytics.com).

### Bloomberg disclaimer

Bloomberg or Bloomberg's licensors own all proprietary rights in the Bloomberg Indices. Neither Bloomberg nor Bloomberg's licensors approves or endorses this material, or guarantees the accuracy or completeness of any information herein, or makes any warranty, express or implied, as to the results to be obtained therefrom and, to the maximum extent allowed by law, neither shall have any liability or responsibility for injury or damages arising in connection therewith.

### Disclaimer

This document has been carefully prepared by Robeco Institutional Asset Management B.V. (Robeco). The information contained in this publication is based upon sources of information believed to be reliable. Robeco is not answerable for the accuracy or completeness of the facts, opinions, expectations and results referred to therein. Whilst every care has been taken in the preparation of this document, we do not accept any responsibility for damage of any kind resulting from incorrect or incomplete information. This document is subject to change without notice. The value of the investments may fluctuate. Past performance is no guarantee of future results. If the currency in which the past performance is displayed differs from the currency of the country in which you reside, then you should be aware that due to exchange rate fluctuations the performance shown may increase or decrease if converted into your local currency. Unless otherwise stated, performances are i) net of fees based on transaction prices and ii) with dividends reinvested. Please refer to the prospectus and the Key Information Document of the funds for further details. These are available at the Robeco offices or via the [www.robeco.com](http://www.robeco.com) website. The ongoing charges mentioned in this publication express the operational costs including management fee, service fee, taxe d'abonnement, depositary fee and bank charges and is the one stated in the fund's latest annual report at closing date. The information contained in this document is solely intended for professional investors under the Dutch Act on the Financial Supervision (Wet financieel toezicht) or persons who are authorized to receive such information under any other applicable laws. Robeco Institutional Asset Management B.V. has a license as manager of UCITS and AIFs from the Netherlands Authority for the Financial Markets in Amsterdam.