

# CS Nova (Lux) Global Senior Loan Fund MBH CHF

## Fund information

Fixed income

**2'833'072'447**

Fund total net assets in USD

Share class TNA, CHF <b>291'626'894</b>	Share class NAV, CHF <b>1'304.21</b>	Management fee p.a. <sup>1</sup> <b>0.50%</b>
MTD (net) return <b>0.13%</b>	QTD (net) return <b>1.60%</b>	YTD (net) return <b>1.60%</b>

## Fund details

Investment Manager	Credit Suisse AM Credit Investments Group
Fund launch date	01.07.2011
Share class launch date	09.04.2013
Share class	MBH
Share class currency	CHF
Distribution policy	Accumulating
Fund domicile	Luxembourg
ISIN	LU0635709669
Benchmark <sup>2</sup>	No benchmark

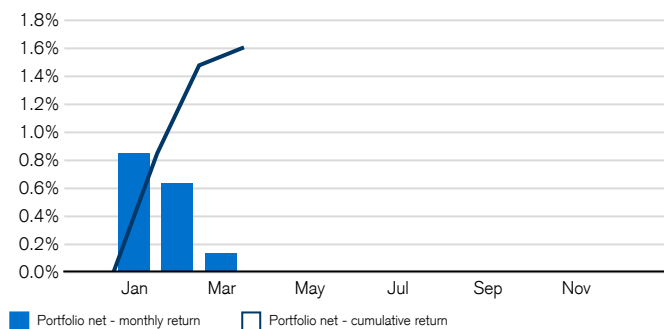
## Investment Policy

The aim of the Fund is to provide a high level of risk adjusted income by investing in higher yielding, secured and unsecured floating rate senior loans and other secured and unsecured senior floating rate debt instruments issued by corporations and other businesses globally. The Fund can also invest in certain derivative instruments. The Fund invests in instruments which are typically rated below investment grade credit quality (BB+ or below) or, if not rated, will be of equivalent credit quality. The underlying portfolio seeks to diversify its investments across issuers and industries at all times.

Investing involves risk including the risk of loss of capital. Past performance does not predict future returns. Neither simulated nor historical performance is a reliable indicator for current or future performance.

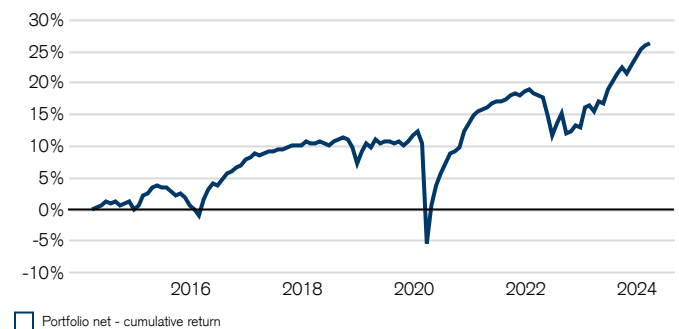
## Performance overview - monthly & cumulative

since 01.01.2024



## Performance overview - cumulative

since 01.04.2014



## Performance overview - monthly & YTD

since 01.01.2024, in %

	Jan	Feb	Mar	Apr	May	Jun	Jul	Aug	Sep	Oct	Nov	Dec	YTD
Portfolio net	0.84	0.62	0.13										1.60

## Performance overview

since 01.05.2013, in %

	Rolling Returns			Annualized Returns			
	1 months	3 months	1 year	3 years	5 years	ITD	
Portfolio net	0.13	1.60	9.12	2.93	2.81	2.42	

## Risk overview - ex post

since 01.05.2013, in %

	Annualized risk, in %			
	1 year	3 years	5 years	ITD
Portfolio volatility	2.36	4.01	8.14	5.78

<sup>1</sup> If the currency of a financial product and/or its costs is different from your reference currency, the return and cost may increase or decrease as a result of currency fluctuations.

<sup>2</sup> It is not possible to invest in an index. The index returns shown do not represent the results of actual trading of investable assets/securities. Investors pursuing a strategy similar to an index may experience higher or lower returns and will bear the cost of fees and expenses that will reduce return.

## Performance overview - yearly

since 01.01.2015, in %

	2015	2016	2017	2018	2019	2020	2021	2022	2023	2024
Portfolio net	0.61	7.01	2.21	-2.54	4.17	1.66	4.37	-4.72	9.87	1.60

### Key figures

Yield to maturity	9.77%
Average price	94.74
Average coupon	8.77%
3-Yr Discount Margin / Spread to Worst	574
Current yield	9.31%
Average remaining term to maturity in years	4.30

### Asset breakdown by asset class

In % of total economic exposure

	Portfolio	Portfolio
Senior Loans	86.04%	
High Yield bonds	10.77%	
Floating-rate Notes (FRN)	0.27%	
Equities	0.74%	
Cash/Cash Equivalents	2.18%	

### Asset breakdown by sector

In % of total economic exposure

	Portfolio	Portfolio
Information Technology	18.58%	
Financial	13.06%	
Service	11.93%	
Health Care	8.40%	
Media/Telecom	8.31%	
Manufacturing	5.96%	
Chemicals	5.55%	
Transportation	4.06%	
Forest Prod/Containers	3.99%	
Housing	3.74%	
Aerospace	3.33%	
Gaming/Leisure	2.96%	
Consumer Durables	2.75%	
Food/Tobacco	1.87%	
Consumer Non-Durables	1.86%	
Energy	1.39%	
Metals/Minerals	1.02%	
Food and Drug	0.47%	
Utility	0.46%	
Retail	0.29%	
Other	0.00%	

### Key figures

Modified duration	0.61
% 1st Lien (Loans Portfolio)	94.51%
Number of Issuers	383
Linear weighted average credit rating	B
Percentage of top 10 positions	10.07%

### Asset breakdown by rating bucket

In % of total economic exposure

	Portfolio	Portfolio
BBB	4.18%	
BB	19.92%	
B	62.05%	
CCC	9.20%	
CC	1.22%	
C	0.28%	
D	0.00%	
Not rated	3.16%	

### Asset breakdown by country

In % of total economic exposure

	Portfolio	Portfolio
United States	74.90%	
United Kingdom	5.25%	
Netherlands	4.39%	
France	3.77%	
Canada	3.38%	
Luxembourg	2.36%	
Germany	2.23%	
Jersey, Channel Islands	1.44%	
Italy	0.61%	
Others	1.67%	

### Asset breakdown by currency (before hedging)

In % of total economic exposure

	Portfolio	Portfolio
USD	81.44%	
EUR	15.75%	
GBP	2.81%	

### Asset breakdown by currency (after hedging)

In % of total economic exposure

	Portfolio
CHF	100%

## Top 10 issuers

In % of total economic exposure

Issuer name <sup>3</sup>	Portfolio
UKG Inc	1.25%
Keter Group BV	1.16%
Polaris Newco LLC	1.13%
HUB International Ltd	1.02%
LTI Holdings Inc	1.01%
Idemia Group S.A.S.	0.95%
William Morris Endeavor Entertainment LLC	0.91%
Aston Finco Sarl	0.91%
Form Technologies Inc	0.89%
ABG Intermediate Holdings 2 LLC	0.85%

## Fund Statistics - ex post

	3 years	5 years
	Portfolio	Portfolio
Maximum drawdown, in %	-6.05	-15.74

## Potential Risks

The Fund's risk and reward profile does not reflect the risk inherent in future circumstances that differ from what the Fund has experienced in the recent past. This includes the following events which are rare but can have a large impact.

- Credit risk: Issuers of assets held by the Fund may not pay income or repay capital when due. The Fund's investments have considerable credit risk.
- Liquidity risk: Assets cannot necessarily be sold at regular cost in an adequately short timeframe. The Fund's investments may be prone to very limited liquidity. The Fund will endeavor to mitigate this risk by various measures.
- Valuation risk: The value of certain assets held by the Fund may be inherently difficult to establish and is potentially the subject of substantial uncertainty.
- Counterparty risk: Bankruptcy or insolvency of the Fund's derivative counterparties may lead to payment or delivery default. The Subfund will endeavor to mitigate this risk by the receipt of financial collateral given as guarantees.
- Operational risk: Deficient processes, technical failures or catastrophic events may cause losses.
- Political and Legal risks: Investments are exposed to changes of rules and standards applied by a specific country. This includes restrictions on currency convertibility, the imposing of taxes or controls on transactions, the limitations of property rights or other legal risks.
- Sustainability risks: Sustainability risks are environmental, social or governance events or conditions that can have a material negative effect on the return, depending on the relevant sector, industry and company exposure.

The product's investment objectives, risks, charges and expenses, as well as more complete information about the product, are provided in the prospectus (or relevant offering document), which should be read carefully before investing.

**Investors may lose part or all of their invested amount.**

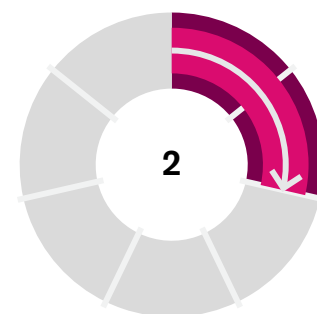
**The Fund's use of leverage may lead to an amplified reaction to market movements, i.e. increase the volatility of the Fund and may amount to a more substantial loss than in unleveraged products.**

**The full offering documentation including complete information on risks may be obtained free of charge from a Credit Suisse client advisor, representative, or, where applicable, via Fundsearch ([credit-suisse.com/fundsearch](https://credit-suisse.com/fundsearch)).**

**The investment promoted in this marketing material concerns the acquisition of units or shares in a fund and not of any underlying assets. The underlying assets are owned by the fund only.**

## Risk profile<sup>4</sup>

PRIIP SRI



Larger values (up to 7) indicate higher risk while lower values (up to 1) indicate lower risk.

## Key identifiers

Instrument Name	Credit Suisse Nova (Lux) Global Senior Loan Fund MBH CHF
Bloomberg ticker	CSNGSWC LX
ISIN	LU0635709669
Valor no.	13122108
Benchmark	No benchmark

## Key facts

Fund management company	Credit Suisse Fund Management S.A.
Investment Manager	Credit Suisse AM Credit Investments Group
UCITS	No
SFDR Classification	Article 6
Accounting year end	31. October
Securities lending	No
Ongoing charges <sup>5</sup>	0.62%
Subscription notice period	daily
Redemption notice period	Twice monthly (1st & 15th or the next business day) with 10 business days notice
Swinging single pricing (SSP)	partial swing NAV

<sup>3</sup> The individual entities and/or instruments mentioned on this page are meant for illustration purposes only and are not intended as a solicitation or an offer to buy or sell any interest or any investment.

<sup>4</sup> The risk indicator assumes you keep the Product for 5 years. The actual risk can vary significantly if you redeem at an early stage and you may get back less. The Summary Risk Indicator is a guide to the level of risk of this Product compared to other products. It shows how likely it is that the Product will lose money because of movements in the markets. Be aware of currency risk if your reference currency differs from the currency of the Product. You may receive payments in a different currency, so the final return you will get depends on the exchange rate between the two currencies. Investors shall note that the Product may be exposed to further risks such as operational, counterparty, political, sustainability and legal risks that are not included in the Summary Risk Indicator. This Product does not include any protection from future market performance so you could lose some or all of your investment.

<sup>5</sup> If the currency of a financial product and/or its costs is different from your reference currency, the return and cost may increase or decrease as a result of currency fluctuations.

Past performance does not predict future returns. Neither simulated nor historical performance is a reliable indicator for current or future performance.

## Quarterly Portfolio Commentary

The CS Nova (Lux) Global Senior Loan Fund returned 2.72% on a gross basis in Q1 2024, outperforming the Credit Suisse Leveraged Loan Index by 20 basis points.

For the first quarter, the fund's out of benchmark allocation to high yield bonds detracted from its relative performance versus the index.

From a sector perspective, Healthcare and Information Technology were both positive contributors to performance. Within both sectors, security selection contributed to outperformance. Media/Telecommunications and Financial were detractors to performance. Within Media/Telecommunications, security selection detracted from outperformance. And within Financial, security selection and an overweight position versus the benchmark detracted from outperformance.

From a rating perspective, B3 was a positive contributor to performance due to security selection, while Caa3 was a detractor to performance due to security selection.

The fund continues to be overweight in Financial, Information Technology, and Manufacturing, and is underweight in Healthcare, Retail, and Gaming/Leisure.

AUM finished the quarter at USD 2,833.07mn, up from USD 2,804.54mn at the end of December 2023.

## Quarterly Market Review

Senior loan market returns were positive in the first quarter of 2024, with the Credit Suisse Leveraged Loan Index returning 2.52%, following 2.85% in the previous quarter.

The discount margin of the index, assuming a three-year average life, tightened by 19 basis points and finished the month of March at 509 basis points. The average price of the index increased by 69 basis points, finishing Q1 at 96.01.

Every industry in the Credit Suisse Leveraged Loan Index posted positive returns in the first quarter and extends to the sixth consecutive quarter of positive returns. Retail, Chemicals, and Food and Drug were the top sector performers, returning 3.51%, 3.43%, and 3.17%, respectively. Media/Telecommunications, Metals/Minerals, and Financial were the bottom sector performers, returning 1.57%, 1.88%, and 1.94%, respectively.

Organized by rating tier, the lower tier, returning 5.13%, outperformed the middle tier with returns of 2.50%, and the upper tier with returns of 1.90%.

## Outlook

The momentum with which we ended 2023 continued through the first quarter of 2024. The loan market returned 2.5%, driven primarily by CCC issuers, followed by single B and then BB. The beginning of the quarter was disproportionately influenced by repricing transactions given limited new issue supply in the market, and a significant percentage of the market trading above par. As we moved through the quarter, we believe the combination of repricing fatigue, increased new issue supply, private credit deals refinanced into the BSL market, and CLOs (collateralized loan obligations) being called (i.e. "secondary supply") somewhat quelled the re-pricing wave (they are occurring, but the pace has seemed to slow). Monthly loan market returns were generally in line with the coupon as prices have been somewhat rangebound - so much of the market was trading around par, so price appreciation potential was limited. However, given the constructive demand for loans from CLO buyers - new CLOs, ramping funds, warehouses - that even despite trading near par, spreads compressing, and increasing supply, there was support for performing loans to keep prices in that near-par range. The primary segment where price appreciation was possible has been for lower rated, lower priced loans due to the discount. As such, we saw the pricing of cuspiers B3s and CCCs increase the most (given they are trading at the largest discount), single Bs have generally been flat, and double BB prices fell slightly to compensate for the lower spreads and rotation into riskier loans. We believe the support for the favorable technical environment is a strong macroeconomic backdrop. We expect rates to stay elevated given strong economic data, increased confidence in the economy, and the higher for longer mantra. As a result, the elevated carry has benefitted floating rate investors.

We believe the most attractive opportunities are buying primary issuance, increasing exposure to short-maturities issuers which we feel may get refinanced via BSL (Broadly Syndicated Loans) or private credit, and reducing exposure to issuers which we perceive to have credit risk which we believe are trading at elevated levels (due to the demand for the discount). Given where the market is trading, we believe there is downside risk related to earnings misses, bespoke end-market challenges, and overly aggressive issuers pursuing liability management exercises.

It is not possible to invest in an index. The index returns shown do not represent the results of actual trading of investable assets/securities. Investors pursuing a strategy similar to an index may experience higher or lower returns and will bear the cost of fees and expenses that will reduce returns.

To the extent that these materials contain statements about the future, such statements are forward looking and are subject to a number of risks and uncertainties and are not a guarantee of future results/performance.

## Glossary

Accumulating	Indicates a regular reinvestment of the dividends received in the portfolio itself
Ex post	Refers to metrics based on historical data
ITD	Inception-to-date
Maximum drawdown	Represents the worst possible result (in percentage terms) that occurred during the period being analyzed.
MTD	Month-to-date
NAV	Net Asset Value
Ongoing Charges	The calculation of the ongoing charge is based on the Committee of European Securities Regulators/10-674 Directive. For a maximum of 12 months from fund fiscal year end and since inception, the ongoing charges figure is based on estimated expenses. After that, the ongoing charges correspond to the TER of the last annual report. It excludes performance fees and portfolio transaction costs, except in the case of an entry/exit charge paid by the fund when buying or selling shares/units in another collective investment undertaking.
QTD	Quarter-to-date
Rating	A measure of creditworthiness of a financial instrument (e.g. bond) or their issuer (e.g. corporate or sovereign). They are published by credit rating agencies and can be combined into a single representative metric.
Sustainable Finance Disclosure Regulation (SFDR)	Regulation (EU) 2019/2088 of the European Parliament and of the Council of 27 November 2019 on sustainability-related disclosures in the financial services sector
TNA	Total Net Assets
YTD	Year-to-date

## Warning statements

Asset breakdown	Indicative allocation may change over time. All holdings are shown strictly for information purposes only and do not constitute investment recommendations of Credit Suisse. Please note that this does not constitute an offer or a solicitation to buy or sell any interest or any investment.
Swinging Single Pricing	For more details, please refer to the relevant chapter "Net Asset Value" of the fund's prospectus
Performance start date	Performance calculation and presentation start with the first full month of an invested strategy. This can lead to a difference in launch and performance start dates.
PRIIP SRI	The Summary Risk Indicator is a guide to the level of risk of this Product compared to other products. It shows how likely it is that the Product will lose money because of movements in the markets.
Yield to maturity/Yield to worst	The shown yield to maturity/yield to worst is calculated as of 31.03.2024 and does not take into account costs, changes in the portfolio, market fluctuations and potential defaults. The yield to maturity / yield to worst is an indication only and is subject to change.

**Want to learn more?**

Visit: <https://credit-suisse.com/fundsearch>

#### Important information

Source: Credit Suisse, unless otherwise specified

This material constitutes marketing material of Credit Suisse AG and/or its affiliates (hereafter "CS").

This material does not constitute or form part of an offer or invitation to issue or sell, or of a solicitation of an offer to subscribe or buy, any securities or other financial instruments, or enter into any other financial transaction, nor does it constitute an inducement or incitement to participate in any product, offering or investment.

This marketing material is not a contractually binding document or an information document required by any legislative provision.

Nothing in this material constitutes investment research or investment advice and may not be relied upon. It is not tailored to your individual circumstances, or otherwise constitutes a personal recommendation, and is not sufficient to take an investment decision.

The information and views expressed herein are those of CS at the time of writing and are subject to change at any time without notice. They are derived from sources believed to be reliable.

CS provides no guarantee with regard to the content and completeness of the information and where legally possible does not accept any liability for losses that might arise from making use of the information. If nothing is indicated to the contrary, all figures are unaudited. The information provided herein is for the exclusive use of the recipient.

The information provided in this material may change after the date of this material without notice and CS has no obligation to update the information.

This material may contain information that is licensed and/or protected under intellectual property rights of the licensors and property right holders. Nothing in this material shall be construed to impose any liability on the licensors or property right holders. Unauthorised copying of the information of the licensors or property right holders is strictly prohibited.

The full offering documentation including, the prospectus or offering memorandum, the Key Investor Information Document (KIID), the Key Information Document (KID), the fund rules, as well as the annual and bi-annual reports ("Full offering documentation"), as the case may be, may be obtained free of charge in one of the languages listed below from the legal entity/entities indicated below and where available via FundSearch ([credit-suisse.com/fundsearch](https://credit-suisse.com/fundsearch)).

Information on your local distributors, representatives, information agent, paying agent, if any, and your local contacts in respect of the investment product(s) can be found below.

The only legally binding terms of any investment product described in this material, including risk considerations, objectives, charges and expenses are set forth in the prospectus, offering memorandum, subscription documents, fund contract and/or any other fund governing documents.

For a full description of the features of the products mentioned in this material as well as a full description of the opportunities, risks, and costs associated with the respective products, please refer to the relevant underlying securities prospectuses, sales prospectuses, or other additional product documents, which we will be pleased to provide to you at any time upon request.

The investment promoted in this marketing material concerns the acquisition of units or shares in a fund and not of any underlying assets. The underlying assets are owned by the fund only.

This material may not be forwarded or distributed to any other person and may not be reproduced. Any forwarding, distribution or reproduction is unauthorized and may result in a violation of the U.S. Securities Act of 1933, as amended (the "Securities Act"). The securities referred to herein have not been, and will not be, registered under the Securities Act, or the securities laws of any states of the United States and, subject to certain exceptions, the securities may not be offered, pledged, sold or otherwise transferred within the United States or to, or for the benefit or account of, U.S. persons.

In addition, there may be conflicts of interest with regard to the investment.

In connection with the provision of services, Credit Suisse AG and/or its affiliates may pay third parties or receive from third parties, as part of their fee or otherwise, a one-time or recurring fee (e.g., issuing commissions, placement commissions or trailer fees).

Prospective investors should independently and carefully assess (with their tax, legal and financial advisers) the specific risks described in available materials, and applicable legal, regulatory, credit, tax and accounting consequences prior to making any investment decision.

The alternative investment fund manager or the (UCITS) management company, as applicable, may decide to terminate local arrangements for the marketing of the shares/units of a fund, including terminating registrations or notifications with the local supervisory authority.

A summary of investor rights for investing into European Economic Area domiciled investment funds managed or sponsored by Credit Suisse Asset Management can be obtained in English via [www.credit-suisse.com/am/regulatory-information](https://www.credit-suisse.com/am/regulatory-information), local laws relating to investor rights may apply.

#### Spain

**Regulator / Supervisor legal entity:** Comisión Nacional del Mercado de Valores ("CNMV"), Edison, 4, 28006 Madrid Spain, Tel: 34 91 585 15 00, Website: [www.cnmv.es](https://www.cnmv.es)

**Distributor - if this material is distributed by:** Credit Suisse AG, Sucursal en España\*, Calle Ayala 42, 28001 Madrid, España

\* Legal entity, from which the full offering documentation, the key investor information document (KIID), the fund rules, as well as the annual and bi-annual reports, if any, may be obtained free of charge.

**Language versions available:** English, German, French or Italian

Copyright © 2024 CREDIT SUISSE. All rights reserved.