



Oaktree Global Convertible Bond Fund Class H EUR EB

a subfund of Oaktree (Lux.) Funds

INVESTMENT POLICY

The fund carefully selects convertible securities from across the globe, including lower-rated instruments and securities with attractive terms. It combines the upside potential of global equities with the defensive character of bonds. The objective is to capture the greater portion of equity performance over full market cycles with reduced volatility. The fund pursues a bottom-up, non-benchmark oriented strategy and aims to be positioned at the “sweet spot” of the curve, where the chance for upside potential outweighs downside risks. Currency risk is fully hedged.

FUND FACTS

Fund manager	Oaktree Capital Management, L.P./ Stu Spangler, Abe Ofer, Andrew Watts, Jean-Pierre Latrille, Petar Raketic
Fund manager since	06 Aug. 2013
Location	Los Angeles
Fund domicile	Luxembourg
Fund currency	USD
Close of financial year	30. Sep
Total net assets (in millions)	681.64
Share Class Inception Date	06 Aug. 2013
SICAV Strategy Inception Date	01 Dec. 2003
Portfolio management fee in % p.a.	0.60
Benchmark (BM)	Thomson Reuters CV GI. Focus (TR) (EUR-Hgd) (03/16)
Unit Class	Category H EUR EB (capital growth)
Unit class currency	EUR
ISIN number	LU0931237787
Bloomberg ticker	OAKHEEB LX
Valor no.	21363534
WKN number	A1W3YJ
SEDOL	BYTL4F4
Net Asset Value	116.03
Min. Investment Amount	50,000
Redemptions	Daily
EU taxation	In scope - tax

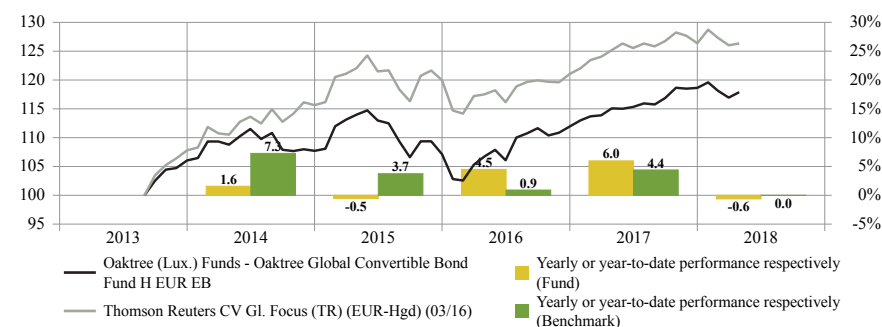
The benchmark changed from ICE BofAML Global 300 Convertible (TR) (EUR-Hgd) to Thomson Reuters CV GI. Focus (TR) (EUR-Hgd) (03/16) effective as of 01.03.2016.

FUND STATISTICS

	1 year	3 years
Annualized volatility in %	2.75	5.36
Information ratio	0.67	-0.01
Tracking Error (Ex post)	2.23	2.28
Maximum draw down in %	-2.21	-10.61

Maximum drawdown is the most negative cumulative return over a given time period.

NET PERFORMANCE IN EUR (REBASED TO 100) AND YEARLY PERFORMANCE¹



Source: Lipper, a Thomson Reuters company

NET PERFORMANCE IN EUR¹

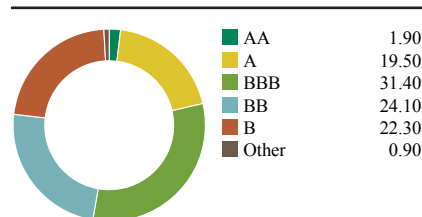
	1 month	3 months	YTD	1 year	3 years	5 years	Since inception
Fund	0.81	-1.42	-0.63	2.45	3.43	-	16.03
Benchmark	0.26	-1.85	-0.02	0.93	3.52	-	25.10

¹ Historical performance indications and financial market scenarios are no guarantee for current or future performance. Performance indications do not consider commissions levied at subscription and/or redemption.

SECTORS IN %

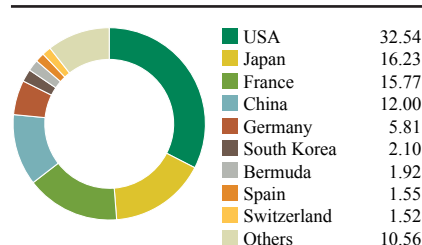
Industrials	19.26
Information Technology	17.72
Consumer Discretionary	17.16
Health Care	8.95
Financials	7.76
Energy	7.73
Real Estate	7.61
Materials	7.03
Others	6.79

CREDIT RATINGS IN %



Average = BB+

COUNTRIES IN %



DURATION AND YIELD

Delta in %	54.30
Gross portfolio yield in %	1.04
Modified duration in years	4.02

Due to the optionalities involved in the structure of convertible bonds, certain assumptions must be applied in order to calculate these figures.

TOP 10 HOLDINGS IN %

Position	as % of assets
Airbus Group	2.09
JPMorgan Chase	1.79
Golar Lng Ltd.	1.79
Sony	1.76
Artemis SA	1.68
Ctrip.Com	1.65
ANA Holdings Inc	1.64
China Railway Const.	1.60
Qingdao	1.56
Mitsubishi Chemical	1.53
Total	17.09

NUMBER OF HOLDINGS

Fund	267
-------------	------------

Contact

Oaktree Capital Management (UK) LLP
Verde, 10 Bressenden Place
London SW1E 5DH, United Kingdom
Email: OaktreeLuxFunds@oaktreecapital.com

Please see disclaimer at the end of this document.

MARKET COMMENTARY

- Global stocks rebounded 2.2% (FTSE All World Total Return Index- Local Currency) in April, after falling for two consecutive months. Equities rose on easing market fears of a U.S.-China trade war. Energy stocks, the top performing sector, rose 10% on growing supply worries in Venezuela as well as rising geopolitical tensions in the Middle East. Non-U.S. stocks (MSCI EAFE – USD Hedged +4.6%) materially outperformed U.S. stocks (Russell 2000 +0.9%). Why the outperformance of Non-U.S. stocks? Europe and Japan, comprising the majority of the EAFE index, may have rebounded more sharply than the U.S. for three reasons: 1) as large exporting regions, Europe and Japan should benefit disproportionately from the potential easing of global trade disputes, 2) the USD dollar appreciated compared to other major currencies (DXY +2%), thus making European and Japanese exports more competitive, and 3) Non-U.S. stocks may be recouping a portion of their underperformance from the first quarter of 2018. High yield bonds rose 0.7% (BofAML Non-Financial Developed Market Constrained Index) as credit spreads tightened, more than offsetting higher U.S. and German benchmark sovereign rates. Volatility fell in April from elevated levels in February and March (VIX).
- The Fund rose 1.0% (net) in April, driven by higher stock prices. The Fund captured 45% of the equity market's advance, which is broadly in line with our expectations. The regions with the best performing stock markets, namely EMEA and Japan, contributed the most to absolute returns. By sector, energy and consumer discretionary were the top performers, while information technology was the bottom performer.
- The Fund outperformed the benchmark by 50 basis points (net of fees). Relative attribution shows that EMEA and Japan were the top contributing regions, driven by security selection, and consumer discretionary and information technology were the best performing sectors.
- New issuance was decent for the month of April with \$6.0 billion coming to market. It is generally slower during this month as the first quarter earnings season begins. A majority of issuance came from the United States with \$3.9 billion, followed by Asia \$1.1 billion, Europe \$692 million, and lastly Japan with \$253 million. Issuance continues to be dominated by technology companies (especially software) in the U.S., while Non-U.S. deals remain more diversified by sector. For the first four months of the year, global issuance was \$34.3 billion, compared to \$26.2 billion at this time last year. While we are pleased with the volumes, the pricing of new deals has been mixed with U.S. pricing generally more attractive than Non-U.S. pricing. As a result, we remain selective in our participation of new issues coming to market.
- We continue to believe that convertibles should provide investors with equity-type returns over a full market cycle while absorbing about two-thirds of the stock market's volatility.

LEGAL INFORMATION

GENERAL

The term "Oaktree" refers to Oaktree Capital Management, L.P.TM or its affiliates, individually or collectively, as the context requires, including Oaktree Capital Management (UK) LLP.

Oaktree makes no representation, and it should not be assumed, that past investment performance is an indication of future results or performance. In addition, there can be no assurance that the Oaktree (Lux.) Funds – Oaktree Global Convertible Bond Fund (the "Fund") will achieve any stated investment objective. Moreover, wherever there is the potential for profit, there is also the possibility of loss. Any performance information contained herein should be read in conjunction with the footnotes which provide important information related to the calculation of the returns and benchmark information, as applicable.

An investment in the Fund is speculative and involves a high degree of risk. There can be no assurance that the securities and obligations purchased by the Fund will in fact increase in value, or that the Fund will not incur significant losses. An investment in the Fund is speculative and involves a high degree of risk. A potential investor considering an investment in the Fund should read the separate prospectus of Oaktree (Lux.) Funds (the "Prospectus") which contains a more complete description of the Fund's investment practices, restrictions, risks and other factors relevant to a decision to invest. All information contained herein is subject to and qualified in its entirety by the Prospectus. No person has been authorized to make any statement concerning the Fund other than as set forth in the Prospectus, and any such statements, if made, may not be relied upon. Terms used but not defined herein shall have the meanings set forth in the Prospectus. The Prospectus and/or articles of the Fund may be obtained free of charge from MultiConcept Fund Management S.A., 5, rue Jean Monnet, L-2013 Luxembourg.

The information contained herein is unaudited and is being shared with the recipient upon its specific request to help the recipient obtain a better understanding of the investments and performance of the Fund. Certain information contained herein concerning economic trends and performance is based on or derived from information provided by independent third party sources. Oaktree believes that such information is accurate and that the sources from which it has been obtained are reliable; however, they cannot guarantee the accuracy of such information. None of Oaktree, the Management Company, the Registrar and the Transfer Agent, the Central Administration or the Custodian of the Fund (each being defined in the Prospectus) has independently verified any information contained herein and no party makes any representation or warranty as to the accuracy, completeness or reliability of such information or the assumptions on which such information is based. Moreover, independent third party sources cited in this communication are not making any representation or warranty regarding any information attributed to them and shall have no liability to any investor in connection with the use of such information in this communication. Oaktree makes no representation or warranty regarding the accuracy or completeness of the information contained herein or whether it will assist the recipient in connection with your due diligence.

ADVISORY SERVICES AND SECURITIES

Oaktree Capital Management (UK) LLP is located in London and provides investment advisory services and marketing and client support services to and on behalf of Oaktree Capital Management, L.P. It has also been appointed as Global Distributor of the Fund. Oaktree Capital Management (UK) LLP is authorised and regulated by the Financial Conduct Authority (registration number 550908) and its registered office is at 10 Bressenden Place, London SW1E 5DH.

This communication is for informational purposes only and does not constitute an offering of advisory services or any securities. Any such offer may only be made pursuant to the Prospectus, subscription documents and constituent documents in their final form. This communication does not constitute and should not be construed as investment, legal or tax advice, or a recommendation or opinion regarding the merits of investing in the Fund. Any investment should only be made after consultation with independent qualified sources of investment and tax advice.

The source of market data is BofA Merrill Lynch.