

# Muzinich Emerging Markets Short Duration Fund

Muzinich & Co

Hedged EUR Accumulation S Unit Class

February 2022

FOR PROFESSIONAL CLIENTS USE ONLY - NOT FOR RETAIL USE OR DISTRIBUTION. FOR ILLUSTRATIVE PURPOSES ONLY.

## Fund Summary

The Fund seeks to protect capital and generate attractive returns which exceed those available from similar-duration benchmark government bonds. The Fund targets a diverse portfolio, primarily in corporate investment grade and high yield (sub-investment grade) bonds with short maturities or short duration-to-worst. These bonds are primarily issued by companies registered in or doing business mainly in emerging markets in Asia, Africa, Latin America and certain parts of Europe.

## Portfolio Management

Warren Hyland - Portfolio Manager, & Team

## Fund Facts

|                     |                       |
|---------------------|-----------------------|
| Fund Size           | \$ 1.39 bn            |
| Fund Inception      | 23/07/2013            |
| Dealing             | Daily                 |
| Settlement          | T + 3                 |
| Domicile            | Irish-Domiciled UCITS |
| SFDR Classification | Article 8             |
| Subscription Fee    | Maximum 1%            |

## Unit Class Details

|                           |                                     |
|---------------------------|-------------------------------------|
| ISIN                      | IE00BCCW0T67                        |
| Bloomberg Ticker          | MUZMSSE ID                          |
| Valor                     | 21977261                            |
| NAV                       | € 112.80                            |
| Inception                 | 23/07/2013                          |
| Minimum Investment        | € 100 mn                            |
| Management Fee            | 0.50%                               |
| Ongoing Charges Figure    | 0.64%                               |
| Countries of Registration | DE,CH,LU,AT,FR,ES,IT,UK,IE,SG,SE,FI |

## Fund Characteristics

|  |         |
|--|---------|
| Average Credit Rating ‡                            | BB2     |
| Duration to Worst                                  | 2.02    |
| Yield to Worst (%), local/unhedged <sup>1</sup>    | 6.11    |
| Yield to Worst (%), EUR hedged <sup>1</sup>        | 4.85    |
| Yield to Maturity (%), local/unhedged <sup>1</sup> | 6.23    |
| Yield to Maturity (%), EUR hedged <sup>1</sup>     | 4.98    |
| Cash Position (%)                                  | 8.32    |
| No. of Sectors                                     | 29      |
| No. of Issuers/Issues                              | 149/198 |

<sup>1</sup> Please see Notes section for further information on currency hedging.

‡ Ratings shown reflect a blend of Moody's, Fitch and S&P or, where such is unavailable, Muzinich assigned rating but may not reflect the ratings regime used for the account's official guideline compliance calculations.

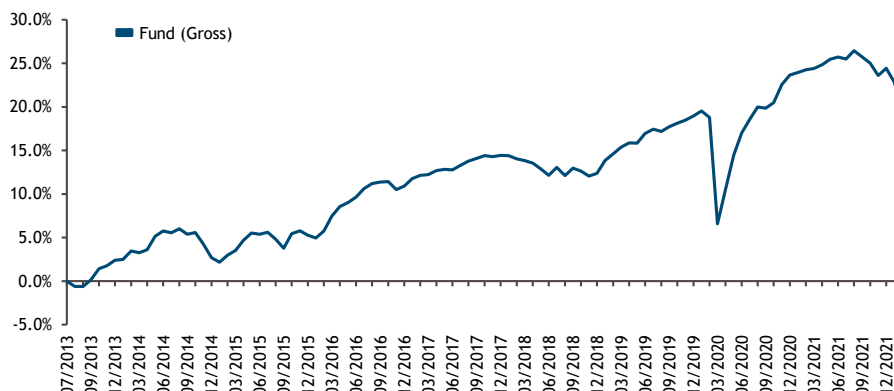
Morningstar ratings are sourced from Morningstar



## Risk Measures

|                  | 3 Yrs  | 5 Yrs  | SI     |
|------------------|--------|--------|--------|
| Volatility (%)   | 7.38   | 5.79   | 4.69   |
| Sharpe Ratio     | 0.26   | 0.31   | 0.51   |
| Max Drawdown (%) | -10.84 | -10.84 | -10.84 |

## Performance



| Performance (%) | 1 Mth | 3 Mths | YTD   | 1 Yr  | 3 Yrs | 5 Yrs | SI   |
|-----------------|-------|--------|-------|-------|-------|-------|------|
| Fund (Net)      | -2.71 | -3.40  | -3.98 | -4.38 | 0.77  | 0.63  | 1.41 |
| Fund (Gross)    | -2.66 | -3.24  | -3.88 | -3.76 | 1.43  | 1.30  | 2.10 |

| Calendar Year (%) | 2015 | 2016 | 2017 | 2018  | 2019 | 2020 | 2021  |
|-------------------|------|------|------|-------|------|------|-------|
| Fund (Net)        | 1.82 | 4.58 | 2.49 | -2.43 | 5.16 | 3.28 | -0.04 |
| Fund (Gross)      | 2.52 | 5.36 | 3.18 | -1.79 | 5.86 | 3.95 | 0.62  |

All data over 12 months is annualised. Gross performance does not account for the effect of commissions, fees and other charges associated with investment in the Fund, which would reduce the values depicted. Past performance is not an indication of future returns. Source: Muzinich & Co. internal data.

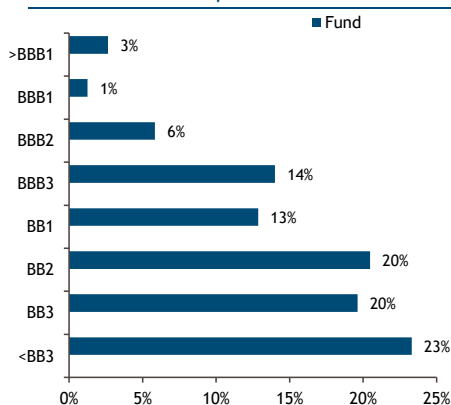
## 10 Largest Holdings by Issuer (%)

|                          | Fund |
|--------------------------|------|
| Petroleos Mexicanos      | 2.24 |
| Teva Pharmaceuticals Ne  | 1.76 |
| Leviathan Bond Ltd       | 1.51 |
| Huarong Finance li       | 1.41 |
| Ecopetrol Sa             | 1.24 |
| Itau Unibanco Hldg Sa/ky | 1.22 |
| Brf Sa                   | 1.18 |
| Energean Israel Finance  | 1.11 |
| Bank Of East Asia Ltd    | 1.10 |
| Jsw Steel Ltd            | 1.09 |

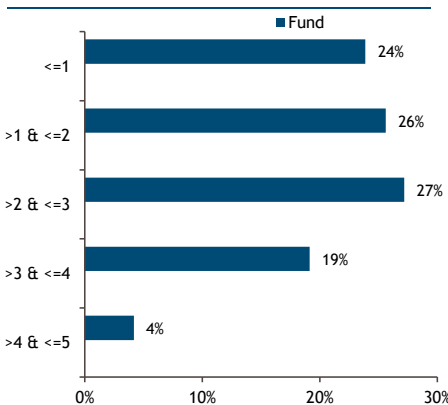
## 10 Largest Industries (%)

|                                | Fund  |
|--------------------------------|-------|
| Energy                         | 14.23 |
| Banking                        | 13.07 |
| Homebuilders/Real Estate       | 12.65 |
| Diversified Financial Services | 8.54  |
| Telecommunications             | 6.05  |
| Chemicals                      | 4.60  |
| Utilities                      | 4.46  |
| Food/Beverage/Tobacco          | 3.77  |
| Services                       | 3.52  |
| Steel                          | 3.48  |

## Credit Breakdown ‡



## Duration Distribution



## Currency Breakdown (%)

|     | Fund  |
|-----|-------|
| USD | 85.82 |
| EUR | 12.20 |
| GBP | 1.05  |
| CHF | 0.93  |

## Geographic Diversification (%)

|                    | Fund  |
|--------------------|-------|
| Asia (Ex Japan)    | 36.60 |
| Latin America      | 28.78 |
| Africa/Middle East | 20.64 |
| Western Europe     | 7.62  |
| Eastern Europe     | 3.49  |
| US & Canada        | 1.67  |
| Other              | 1.19  |

# Muzinich Emerging Markets Short Duration Fund

*Muzinich & Co*

## Hedged EUR Accumulation S Unit Class

February 2022

### Administrative Notes

The Sustainable Finance Disclosure Regulation (SFDR) classification relates to Regulation (EU) 2019/2088 whereby an investment product classified as: Article 9 has sustainable investment as its objective; Article 8 is promoted on the basis of certain environmental or social characteristics; or Article 6 does not incorporate sustainability into the investment process.

### Notes

For the Muzinich Funds Prospectus and Key Investor Information Document (KIID) go to [www.muzinich.com](http://www.muzinich.com).

All data as of 28/02/2022. All calculations in Fund Characteristics are based on internal Muzinich & Co. calculations. SI = since inception. YTD = year to date.

Ratings shown reflect a blend of Moody's, Fitch and S&P or, where such is unavailable, Muzinich assigned rating but may not reflect the ratings regime used for the account's official guideline compliance calculations. Duration Distribution, Credit Breakdown, 10 Largest Industries, Geographic Diversification, Currency Breakdown and Fund Information includes securities portfolio only, excluding cash. Cash position is shown on a trade date basis.

Note on currency hedging: Currency exposure can introduce significant risk to an international bond allocation; hedging that risk can reduce that volatility over time. Hedging currency, however, produces a return - positive or negative - that is distinct from currency return and the return of an investment's underlying bonds. This "hedged return" is part of the investor's total return, and it effectively replaces the currency return. The hedged yield may therefore differ materially from the local currency yield.

### Important Information

For professional clients and, in Switzerland and Singapore, for qualified investors only. Before subscribing investors should read the most recent Prospectus, financial reports and KIID which contain a comprehensive disclosure of applicable risks. Past performance is not a reliable indicator of future results. The value of investments and the income from them may fall as well as rise and is not guaranteed and investors may not get back the full amount invested. The views, opinions expressed and Fund characteristics should not be construed as an offer to buy or sell or invitation to engage in any investment activity and are subject to change. Investors in the UK should also access the Muzinich Supplemental Information Document (SID). Investors should confer with their independent financial, legal or tax advisors.

Issued in the European Union by Muzinich & Co. (Ireland) Limited, which is authorized and regulated by the Central Bank of Ireland. Registered in Ireland, Company Registration No. 307511. Registered address: 32 Molesworth Street, Dublin 2, D02 Y512, Ireland. Issued in Switzerland by Muzinich & Co. (Switzerland) AG. Registered in Switzerland No. CHE-389.422.108. Registered address: Tödi strasse 5, 8002 Zurich, Switzerland. Issued in Singapore and Hong Kong by Muzinich & Co. (Singapore) Pte. Limited, which is licensed and regulated by the Monetary Authority of Singapore. Registered in Singapore No. 201624477K. Registered address: 6 Battery Road, #26-05, Singapore, 049909. Issued in all other jurisdictions (excluding the U.S.) by Muzinich & Co. Limited, which is authorized and regulated by the Financial Conduct Authority. Registered in England and Wales No. 3852444. Registered address: 8 Hanover Street, London W1S 1YQ, United Kingdom.

For Switzerland - the prospectus (edition for Switzerland), the KIID, the Trust Deed, the annual and semi-annual report and further information can be obtained free of charge (in English, French or German) from the representative in Switzerland: Carnegie Fund Services S.A., 11, rue du Général-Dufour, CH-1204 Geneva, Switzerland, tel.: + 41 22 7051177, fax: + 41 22 7051179, web: [www.carnegie-fund-services.ch](http://www.carnegie-fund-services.ch). The Swiss paying agent is: Banque Cantonale de Genève, 17, quai de l'Île, CH-1204 Geneva, Switzerland. The last unit prices can be found on [www.fundinfo.com](http://www.fundinfo.com).

For Singapore - the Fund is a restricted scheme under the Sixth Schedule to the Securities and Futures (Offers of Investments) (Collective Investment Schemes) Regulations of Singapore. No offer of the units in the Fund for subscription or purchase (or invitation to subscribe for or purchase the units) may be made, and no document or other material relating to the offer of units may be circulated or distributed, whether directly or indirectly, to any person in Singapore other than to: (i) "institutional investors" pursuant to Section 304 of the Securities and Futures Act of Singapore (the "Act"), (ii) "relevant persons" pursuant to section 305(1) of the Act, (iii) persons who meet the requirements of an offer made pursuant to Section 305(2) of the Act, or (iv) pursuant to, and in accordance with the conditions of, other applicable provisions of the Act. The offer, holding and subsequent transfer of units are subject to restrictions and conditions under the Act. Please see page 1 for information on management fees and ongoing charges figure.

The Fund is not managed against a particular benchmark or index unless otherwise stated in the relevant KIID or prospectus. Any reference to a benchmark or index in this document is purely for risk/performance comparison purposes.

#### US

450 Park Avenue  
New York, NY 10022  
P: +1 212 888 3413

#### UK - London

8 Hanover Street  
London, W1S 1YQ  
P: +44 (0) 207 612 8760

#### UK - Manchester

No. 1 Spinningfields  
Quay Street  
Manchester, M3 3JE  
P: +44 (0) 161 509 1561

#### France

37/39 avenue de Friedland  
75008 Paris  
P: +33 (0) 1 7306 3700

#### Germany

Neue Mainzer Strasse 20  
60311 Frankfurt am Main  
P: +49 (0) 69 153 25 70 0

#### Ireland

16 Fitzwilliam Street Upper  
Dublin 2  
P: +353 (1) 683 4300

#### Italy

Via Senato 12  
20121 Milan  
P: +39 02 83 42 73 00

#### Singapore

Six Battery Road, #26-05  
Singapore 049909  
P: +65 6983 7200

#### Spain

Paseo Eduardo Dato, 18  
28010 Madrid  
P: +34 91 084 8895

#### Switzerland - Geneva

2nd Floor, Passage des Lions, 6  
1204 Geneva  
P: +41 22 545 17 00

#### Switzerland - Zurich

Tödi strasse 5  
8002 Zurich  
P: +41 44 218 14 14