

# Mirabaud - Sustainable Global High Yield Bonds AH dist. EUR

29 February 2024

## Investment Overview

Seeking out investment opportunities across the global high yield universe, this strategy aims to make the most of an active, flexible, unconstrained approach. A top-down, macro view informs our dynamic allocation across the different geographies and sectors, moving between credit and duration risk. Bottom-up analysis incorporates fundamental, technical and valuation (FTV) factors, along with ESG integration to help us identify strong sustainable opportunities. We mitigate down markets with an active hedging process.

## Approach to Sustainability

We encourage responsible and sustainable industry practices, and assess how material ESG issues can positively and negatively impact the overall credit profile. The integration of ESG and extra-financial considerations into our analysis is key to understanding risk and long-term opportunity. Our three-step process: 1. Exclusion – we apply an exclusion filter for controversial activities; 2. Positive screening – companies are reviewed according to their ESG-climate profile using a traffic light system that classifies the universe into green, orange and red investments; we exclude the worst performing 20%. Eligible companies are subject to Fundamental, Technical & Valuation analysis to define the portfolio 3. Engagement (post-investment), through active engagement we address ESG/climate issues and encourage best practices among orange issuers and across critical sectors for energy transition.

## Classification

**SFDR<sup>1</sup>:** Article 8

**Summary Risk Indicator<sup>2</sup>:** 3

**Asset Class:** Fixed Income

**Region:** Global

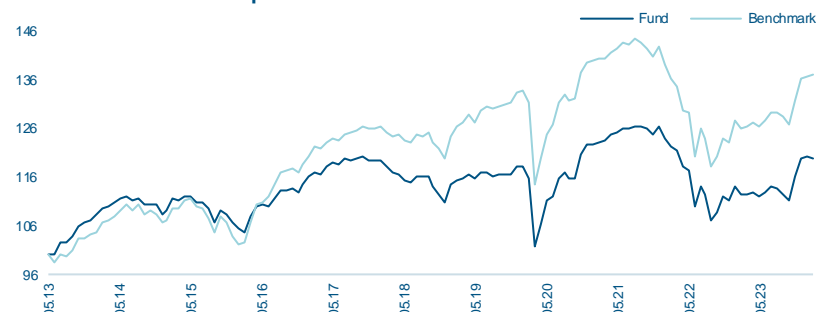
<sup>1</sup> SFDR: Regulation (EU) 2019/2088 on sustainability-related disclosures in the financial services sector

<sup>2</sup> Scale runs from 1 to 7, with 1 being the lowest and 7 being the highest risk.

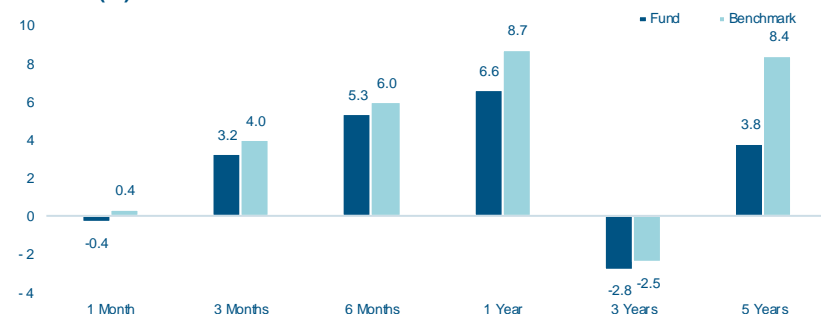
## Fund Facts

Portfolio Manager(s)	Andrew Lake / Fatima Luis
NAV	74.94
Share Class Currency	EUR
Share Class Inception Date	19.06.2013
Registration	CH / DE / ES / FR / UK / IT / LU
Quotation	Daily
Domicile	Luxembourg
ISIN	LU0862027512
Bloomberg	MIGHDAH LX
Valoren / WKN	20080886 / A1KC3D
Lipper ID	68193476
Target Clients	All Investors
Subscription / Redemption	Daily / Daily
Subscription: Notice / Settlement	0 Business Day / 2 Business Days
Redemption: Notice / Settlement	0 Business Day / 2 Business Days
Mgmt. Fee	1.20%
Minimum Investment	1 share
Fund Size (in share class ccy)	206.15 million EUR
Fund Legal Type	SICAV
Legal Status	Open-ended
Dividends Distribution Policy	Distributed
Benchmark	ICE BAML Global HY Index EUR Hedged
TER 31.12.2023	1.47%

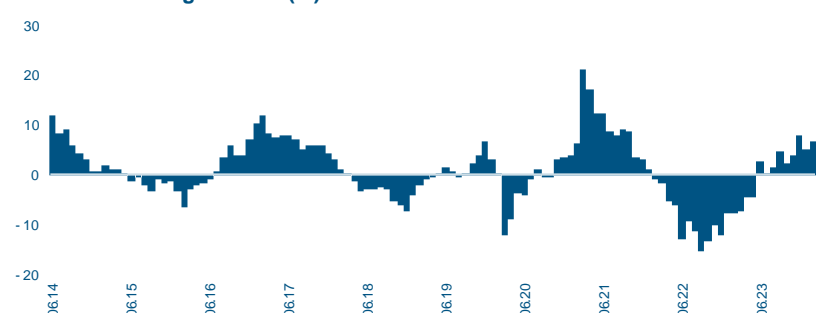
## Performance since inception



## Returns (%)



## 12 Months Rolling Returns (%)



## Statistics

	Fund	Bench.
Last Month Return (%)	-0.36	0.35
Last 3 Months Return (%)	3.23	3.98
YTD Return (%)	0.05	0.68
Return since inception (%)	19.83	36.95
Annualized Return (since inception) (%)	1.71	2.98
Information Ratio (since inception)*	-0.78	
Alpha (since inception) (%)*	-0.84	
Beta (since inception)*	0.85	
Correlation (since inception)*	0.94	
Effective Duration	3.00	
Yield to Maturity (%)	7.17	
Current Yield (%)	6.07	

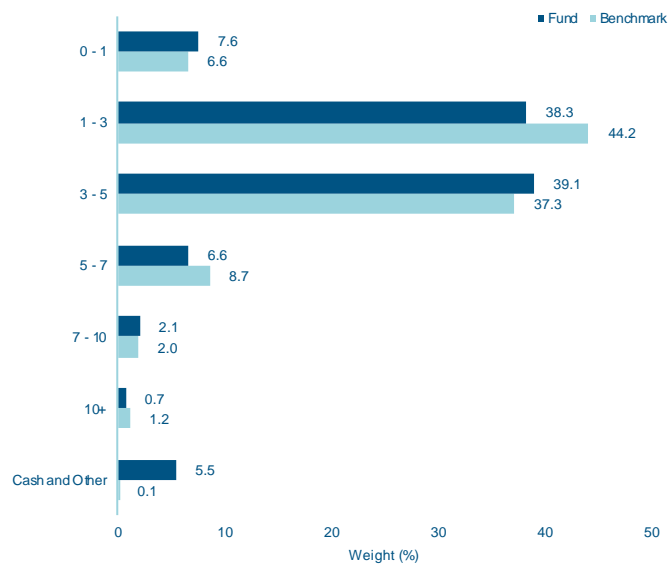
\*Based on daily data

## Monthly & Yearly Performances (%)

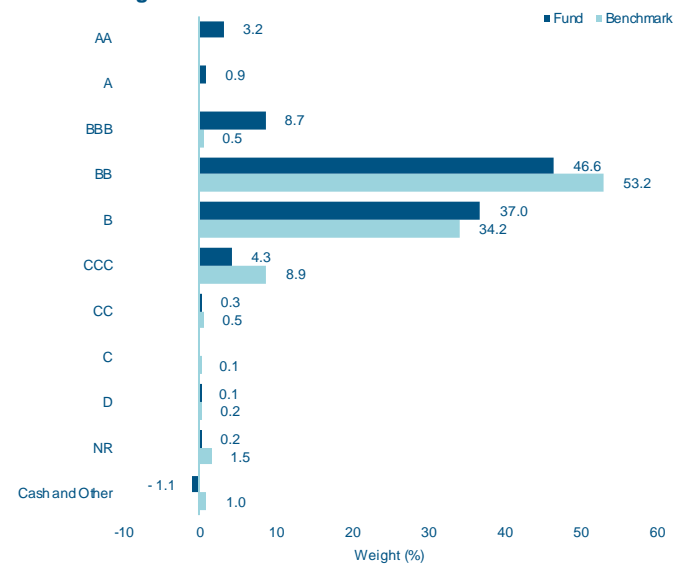
	Jan	Feb	Mar	Apr	May	Jun	Jul	Aug	Sep	Oct	Nov	Dec	Year
<b>Fund 2024</b>	0.42	-0.36											<b>0.05</b>
Benchmark	0.33	0.35											0.68
<b>Fund 2023</b>	2.86	-1.53	0.05	0.37	-0.93	0.94	1.17	-0.41	-1.21	-0.97	4.29	3.17	<b>7.89</b>
Benchmark	3.65	-1.38	0.42	0.47	-0.75	1.25	1.23	-0.02	-0.83	-1.07	3.87	3.28	10.39
<b>Fund 2022</b>	-1.94	-1.54	-0.52	-2.80	-0.69	-6.39	3.79	-1.48	-4.55	1.62	2.72	-0.75	<b>-12.24</b>
Benchmark	-2.50	-2.14	-1.24	-3.48	-0.45	-6.99	4.85	-1.76	-4.52	1.67	2.99	-0.38	-13.58
<b>Fund 2021</b>	0.12	0.38	0.12	0.91	0.32	0.82	0.00	0.35	-0.02	-0.34	-1.00	1.43	<b>3.10</b>
Benchmark	0.11	0.35	0.03	0.97	0.35	0.90	-0.11	0.64	-0.50	-0.78	-1.13	1.30	2.12
<b>Fund 2020</b>	-0.12	-2.00	-12.25	4.52	4.81	0.75	3.17	1.13	-1.13	0.11	4.04	1.81	<b>3.70</b>
Benchmark	0.20	-1.61	-12.84	4.44	4.33	1.65	3.54	1.23	-1.09	0.34	4.01	1.74	4.78
<b>Fund 2019</b>	3.15	0.91	0.26	0.77	-0.87	1.13	0.01	-0.82	0.40	0.02	0.23	1.37	<b>6.71</b>
Benchmark	3.74	1.47	0.78	1.12	-1.25	2.12	0.52	-0.23	0.30	0.29	0.29	1.57	11.14

## Portfolio Breakdowns

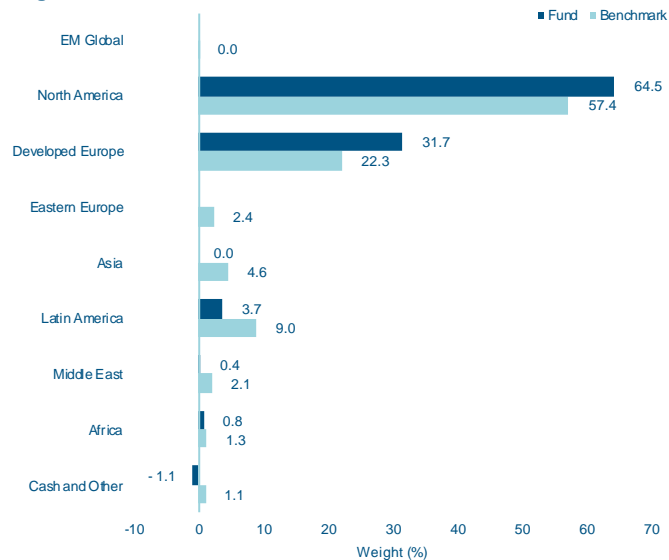
### Duration



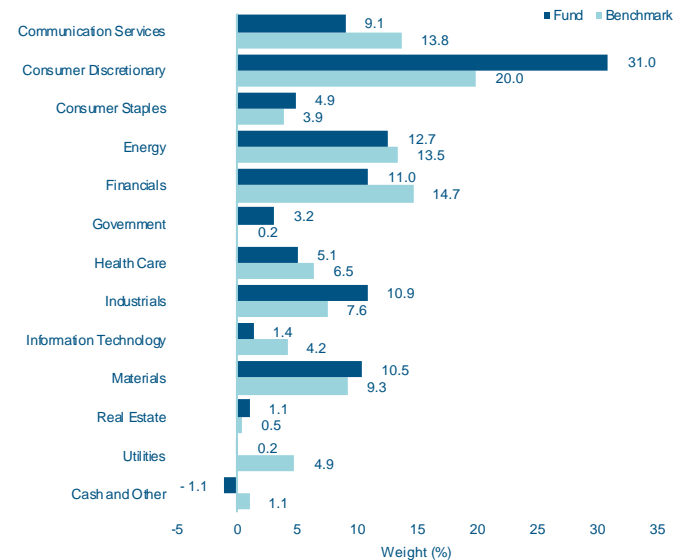
### Credit Rating



### Region



### Sector



## Top Holdings (total 237 holdings)

Name	Weight (%)
US TREASURY N/B 4.25% 2024-09	3.2
CARNIVAL CORP 10.5% 2030-06	1.3
IQVIA INC 2.25% 2029-03	1.1
DEUCE FINCO 5.5% 2027-06	1.1
IRON MOUNTAIN INC 5.25% 2030-07	1.1
CCO HLDGS LLC/CAP CORP 7.375% 2031-03	1.0
LIGHT & WONDER INTL INC 7.25% 2029-11	1.0
SERVICE CORP INTL 5.125% 2029-06	1.0
DELTA AIR LINES INC 3.75% 2029-10	1.0
DANA FINANCING LUX SARL 8.5% 2031-07	0.9

## Fund Information

**Fund Inception Date:** 01/02/2013

**Management Company**  
Mirabaud Asset Management (Europe) SA

**Custodian:** Pictet & Cie (Europe) SA

**Auditor:** Ernst & Young Luxembourg

**Transfer Agent:** FundPartner Solutions (Europe) SA

**Administrator:** FundPartner Solutions (Europe) SA

**Representative (Switzerland)**  
Mirabaud Asset Management (Suisse) SA, 29, Boulevard Georges-Favon, 1204 Geneva, Switzerland

**Paying Agent (Switzerland)**  
Mirabaud & Cie SA, 29, Boulevard Georges-Favon, 1204 Geneva, Switzerland

**Email:** [marketing@mirabaud-am.com](mailto:marketing@mirabaud-am.com)

**Website:** <https://www.mirabaud-am.com/>

## Information per Share Class

Name	NAV	Currency	ISIN
Mirabaud - Sustainable Global High Yield Bonds A cap. USD	141.41	USD	LU0862027272
Mirabaud - Sustainable Global High Yield Bonds A dist. USD	87.29	USD	LU0862027355
Mirabaud - Sustainable Global High Yield Bonds AH cap. CHF	111.73	CHF	LU0862028080
Mirabaud - Sustainable Global High Yield Bonds AH cap. EUR	118.98	EUR	LU0862027439
Mirabaud - Sustainable Global High Yield Bonds AH cap. GBP	130.62	GBP	LU0862027868
Mirabaud - Sustainable Global High Yield Bonds AH dist. CHF	69.15	CHF	LU0862027603
Mirabaud - Sustainable Global High Yield Bonds AH dist. EUR	74.94	EUR	LU0862027512
Mirabaud - Sustainable Global High Yield Bonds AH dist. GBP	81.40	GBP	LU0862027785
Mirabaud - Sustainable Global High Yield Bonds DH cap. GBP	128.98	GBP	LU0972917131
Mirabaud - Sustainable Global High Yield Bonds DH dist. GBP	78.90	GBP	LU0972917214
Mirabaud - Sustainable Global High Yield Bonds E dist. USD	81.83	USD	LU1261365107
Mirabaud - Sustainable Global High Yield Bonds I cap. USD	150.02	USD	LU0862028247
Mirabaud - Sustainable Global High Yield Bonds I dist. USD	82.48	USD	LU0862028593
Mirabaud - Sustainable Global High Yield Bonds IH cap. EUR	115.79	EUR	LU0862028759
Mirabaud - Sustainable Global High Yield Bonds IH dist. CHF	70.61	CHF	LU0862029567
Mirabaud - Sustainable Global High Yield Bonds IH dist. EUR	105.77	EUR	LU0862028916
Mirabaud - Sustainable Global High Yield Bonds N cap. USD	118.98	USD	LU1708488611
Mirabaud - Sustainable Global High Yield Bonds N dist. USD	90.04	USD	LU1708488702
Mirabaud - Sustainable Global High Yield Bonds NH cap. CHF	100.59	CHF	LU1708489262
Mirabaud - Sustainable Global High Yield Bonds NH cap. EUR	104.22	EUR	LU1708488967
Mirabaud - Sustainable Global High Yield Bonds NH dist. CHF	80.59	CHF	LU1708489346
Mirabaud - Sustainable Global High Yield Bonds NH dist. EUR	79.95	EUR	LU1708489007

## Risk Information

Investments in debt securities are subject to interest rate, credit and default risk. The fund may invest in emerging markets that may be more volatile and generate higher operational risks than equity markets of well established economies. The fund may invest in lower rated securities that are subject to higher credit risk and are more volatile than higher rated securities. The fund may invest in asset backed instruments that would lose their value if their underlying assets value was to diminish or if their issuer was to default and be unable to meet its contractual obligations. The fund may invest in securities that are less liquid because buyers/sellers are not always in sufficient numbers to trade these securities readily. Financial derivative instruments may be used as part of the investment process, which may increase the fund volatility and expose the fund to the risk of default of its counterparties. Currency forwards will be used to reduce the currency risk generated by investments in share-classes or instruments that are not denominated in the fund base currency. The effectiveness of that hedging process will be subject to counterparty and operational risk. Cash placed in time deposits or money market funds are exposed to their issuer default risk.

## IMPORTANT INFORMATION

This marketing material contains or may incorporate by reference information concerning certain collective investment schemes ("funds") which are only available for distribution in the registered countries. It is for your exclusive use only and it is not intended for any person who is a citizen or resident of any jurisdiction where the publication, distribution or use of the information contained herein would be subject to any restrictions. It may not be copied or transferred.

**This material is provided for information purposes only and shall not be construed as an offer or a recommendation to subscribe, retain or dispose of fund units or shares, investment products or strategies.** Before investing in any fund or pursuing any investment strategy, potential investors should take into account all their characteristics or objectives as well as consult the relevant legal documents. Potential investors are recommended to seek prior professional financial, legal and tax advice. The sources of the information contained within are deemed reliable. However, the accuracy or completeness of the information cannot be guaranteed and some figures may only be estimates. In addition, any opinions expressed are subject to change without notice. There is no guarantee that objectives and targets will be met by the portfolio manager.

**All investment involves risks, returns may decrease or increase because of currency fluctuations and investors may lose the amount of their original investment. Past performance is not indicative or a guarantee of future returns.**

This communication may only be circulated to Eligible Counterparties and Professional Investors and should not be circulated to Retail Investors for which it is not suitable.

Issued by: in the UK: Mirabaud Asset Management Limited which is authorised and regulated by the Financial Conduct Authority. In Switzerland: Mirabaud Asset Management (Suisse) SA, 29, boulevard Georges-Favon, 1204 Geneva, as Swiss representative. Swiss paying agent: Mirabaud & Cie SA, 29, boulevard Georges-Favon, 1204 Geneva. In France: Mirabaud Asset Management (France) SAS., Spaces 54-56, avenue Hoche, 75008 Paris. In Luxembourg, Italy and Spain: Mirabaud Asset Management (Europe) SA, 6B, rue du Fort Niedergruenewald, 2226 Luxembourg. The Prospectus, the Articles of Association, the Key Investor Information Document (KIID) as well as the annual and semi-annual reports (as the case may be), of the funds may be obtained free of charge from the above-mentioned entities and on the webpage: <https://www.mirabaud-am.com/en/funds-list/>. Further information on sustainability is available at the following link: <https://www.mirabaud-am.com/en/responsibly-sustainable>.

The index data referenced herein is the property of ICE Data Indices, LLC, its affiliates ("ICE Data") and/or its Third Party Suppliers and has been licensed for use by Mirabaud Asset Management (Suisse) SA. ICE Data and its Third Party Suppliers accept noliability in connection with its use.