

Total net assets	11.15 M€	Inception date	Aug 20, 2013	Morningstar Category	Eurozone Flex-Cap Equity
NAV	171.62 €	ISIN Code	FR0011537646		
		SFDR Classification	Article 8		

Country of registration





MANAGER(S)



S. Coquebert de Neuville

Scander BENTCHIKOU

RISK SCALE\*\*



Recommended investment period of 5 years

BENCHMARK INDEX

Eurostoxx Net Return EUR

FEATURES

Legal Form	FCP
Legal Domicile	France
UCITS	Yes
SFDR Classification	Article 8
AMF Classification	Eurozone equities
Eligibility to PEA (personal equity savings plan)	Yes
Currency	EURO
Subscribers concerned	No restriction
Inception date	20/08/2013
Date of share's first NAV calculation	20/08/2013
Management company	Lazard Frères Gestion SAS
Custodian	Lazard Frères Banque
Fund administration	CACEIS Fund Admin
Frequency of NAV calculation	Daily
Order execution	On next NAV for orders placed before 11:00 a.m
Subscription terms	D (NAV date) + 2 business day
Settlement of redemptions	D (NAV date) + 2 business day
Share decimalisation	Yes
Minimum investment	1 share
Subscription fees	4% max.
Redemption fees	Nil
Management fees (max)	1.38%
Performance fees <sup>(1)</sup>	Nil
Current expenses	1.59%

\*\*Risk scale : For the SRI methodology, please refer to Art. 14(c) , Art. 3 and Annexes II and III PRIIPs RTS

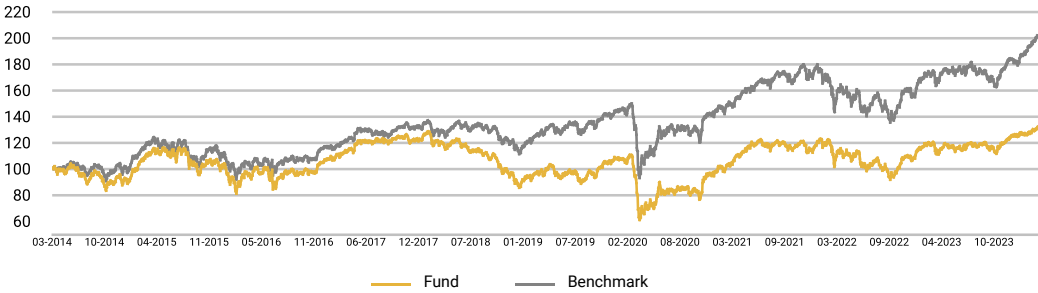
<sup>(1)</sup> Please refer to the Prospectus for more details about the performance fees

<sup>(3)</sup> Ratios calculated on a weekly basis

INVESTMENT POLICY

Over a recommended investment horizon of 5 years minimum, the management aim is to outperform the Euro Stoxx index, net reinvested dividends.

HISTORICAL NET ASSET VALUE (10 YEARS OR SINCE INCEPTION)



Past performance is no guarantee of future performance and is assessed at the end of the recommended investment period.

HISTORICAL PERFORMANCE

Cumulative							Annualized		
	1 Month	YTD	1 Year	3 Years	5 Years	10 Years	3 Years	5 Years	10 Years
Fund	4.26%	5.54%	14.54%	19.03%	37.35%	32.43%	5.98%	6.55%	2.85%
Benchmark	4.52%	10.04%	16.65%	28.82%	58.28%	102.20%	8.81%	9.62%	7.29%
Difference	-0.26%	-4.50%	-2.11%	-9.79%	-20.93%	-69.77%	-2.83%	-3.07%	-4.45%

PERFORMANCE BY CALENDAR YEAR

	2023	2022	2021	2020	2019	2018	2017	2016	2015	2014
Fund	16.12%	-8.33%	20.74%	-9.13%	22.21%	-27.92%	16.01%	1.36%	12.64%	1.11%
Benchmark	18.55%	-12.31%	22.67%	0.25%	26.11%	-12.72%	12.55%	4.15%	10.33%	4.14%

TRAILING 1Y PERFORMANCE

	03 2024	03 2023	03 2022	03 2021	03 2020	03 2019	03 2018	03 2017	03 2016	03 2015
Fund	14.54%	2.49%	1.39%	62.55%	-29.01%	-17.53%	1.03%	20.18%	-13.80%	11.71%
Benchmark	16.65%	7.70%	2.54%	45.13%	-15.34%	0.60%	2.23%	19.41%	-13.05%	19.65%

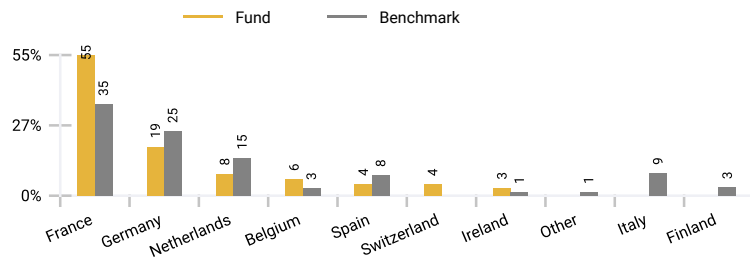
RISK RATIOS\*\*\*

	1 Year	3 Years		1 Year	3 Years
Volatility			Sharpe ratio	1.01	0.31
Fund	10.77%	15.44%	Alpha	0.99	-2.12
Benchmark	12.07%	15.55%	Beta	0.82	0.93
Tracking Error	4.87%	5.58%	<sup>(3)</sup> Ratios calculated on a weekly basis		
Information ratio	-0.43	-0.55			

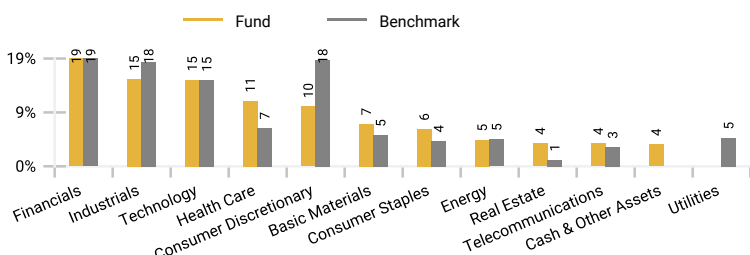
### MAIN HOLDINGS

Holdings	Country	Sector	Weight	
			Fund	Index
SANOFI	France	Health Care	4.9%	1.9%
SAP SE	Germany	Technology	4.9%	3.5%
TOTALENERGIES SE	France	Energy	4.6%	2.7%
VINCI	France	Construction & Materials	4.3%	1.2%
DAIMLER TRUCK HOLD(ISSUE 2021)	Germany	Automobiles & Parts	4.2%	0.5%
SOCIETE GENERALE -A-	France	Banks	4.0%	0.4%
ORANGE	France	Telecommunications	3.9%	0.4%
EIFFAGE SA (EX-FOUGEROLLE)	France	Construction & Materials	3.8%	0.2%
ASML HOLDING N.V.	Netherlands	Technology	3.6%	6.3%
ANHEUSER-BUSCH INBEV	Belgium	Food, Beverage & Tobacco	3.5%	0.9%
Total			41.6%	18.0%

### GEOGRAPHICAL BREAKDOWN (%)



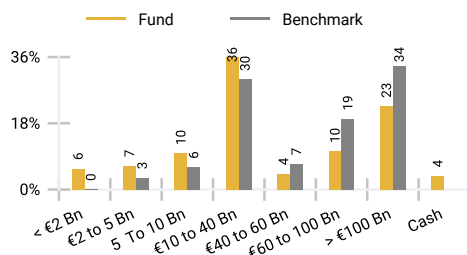
### SECTOR BREAKDOWN (%)



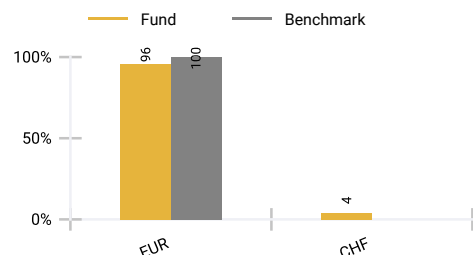
### MAIN TRANSACTIONS

New positions	Positions sold
ASML HOLDING N.V.	SPIE SA
SCOR SE	DSM FIRMENICH AG
AIR LIQUIDE (L')	KION GROUP AG
Positions increased	Positions reduced
	TOTALENERGIES SE
	SAP SE
	VINCI

### CAPITALIZATION BREAKDOWN (%)



### CURRENCY BREAKDOWN (%)



### RELATIVE OVER AND UNDERWEIGHTS

Overexposures		Underexposures	
DAIMLER TRUCK HOLD(ISSUE 2021)	3.7%	LVMH (MOET HENNESSY L.VUITTON)	-3.8%
SOCIETE GENERALE -A-	3.7%	ASML HOLDING N.V.	-2.7%
EIFFAGE SA (EX-FOUGEROLLE)	3.6%	SIEMENS AG.(N)	-2.4%
ORANGE	3.5%	SCHNEIDER ELECTRIC SE	-2.1%

### RELATIVE CONTRIBUTORS TO PERFORMANCE

First positive contributors			First negative contributors		
	Absolute perf.	Relative contribution (bp)		Absolute perf.	Relative contribution (bp)
DAIMLER TRUCK HOLD(ISSUE 2021)	24.3%	59	NEXITY	-10.7%	-24
SPIE SA	9.2%	29	VINCI	0.1%	-19
BANKINTER SA	16.7%	23	KERRY GROUP P.L.C. -A-	-2.1%	-18
Total		111	Total		-62

#### FUND MANAGERS COMMENT

In March, the market maintained its momentum and ended the month up once again (SSXXE +4,52%), despite high geopolitical tensions, a wait-and-see attitude on the part of central banks and manufacturing PMI indices that continued to perform poorly. The value sectors were in the limelight, led by finance, real estate, energy and basic resources. For once, technology was at the bottom of the ranking. while the fund (P unit) underperformed slightly with a rise of 4,26%. The fund suffered from its exposure to healthcare (presence of Roche, Bayer and Fresenius) and technology (presence of STM and Infineon), while it benefited from good stock picks in automotive (presence of Daimler Trucks, absence of Daimler).

## CONTACTS AND ADDITIONAL INFORMATION

### Glossary :

Alpha represents the return of a portfolio that is attributable to the manager's investment decisions.  
Beta measures a fund's sensitivity to movements in the overall market.  
Information ratio represents the value added by the manager (excess return) divided by the tracking error.  
Sharpe ratio measures return in excess of the risk free rate for every unit of risk taken.  
Tracking error measures the volatility of the difference between a portfolio's performance and the benchmark.  
Volatility is a measure of the fund's returns in relation to its historic average.  
Yield to Maturity indicates the rate of return generated if a security is held to its maturity date.  
Coupon Yield is the annual coupon value divided by the price of the bond.  
Average Credit Spread is the credit spread of a bond over LIBOR, taking into account the value of the embedded option.

Average Rating is the weighted average credit rating of bonds held by the Fund.

Modified Duration is the percentage change in the value of a bond resulting from a 1% interest rate change.

Average Maturity is the average time to maturity of all bonds held by the Fund.

Spread Duration is the sensitivity of a bond price to a change in spreads.

Yield is the internal rate of return of a bond if held to maturity, but not accounting for conversion features of a convertible bond.

Delta represents the sensitivity of convertible bonds held by the Fund to a change in the underlying security price.

Website: [www.lazardfreresgestion.com](http://www.lazardfreresgestion.com)  
France  
Lazard Frères Gestion, S.A.S. 25 rue de Courcelles, 75008 Paris  
Telephone : +33 1 44 13 01 79

Belgium and Luxembourg  
Lazard Fund Managers (Ireland) Limited, Belgium Branch  
326 Avenue Louise, 1050 Brussels, Belgium  
Telephone: +32 2 626 15 30/ +32 2 626 15 31  
Email: [lfm\\_belgium@lazard.com](mailto:lfm_belgium@lazard.com)

Germany and Austria  
Lazard Asset Management (Deutschland) GmbH  
Neue Mainzer Str. 75, 60311 Frankfurt am Main  
Telephone: +49 69 / 50 60 60  
Email: [fondsinformationen@lazard.com](mailto:fondsinformationen@lazard.com)

Italy  
Lazard Asset Management (Deutschland) GmbH  
Via Dell'Orso 2, 20121 Milan  
Telephone: + 39-02-8699-8611  
Email: [fondi@lazard.com](mailto:fondi@lazard.com)

Spain, Andorra and Portugal  
Lazard Fund Managers (Ireland) Limited, Sucursal en España  
Paseo de la Castellana 140, Piso 10°, Letra E, 28046 Madrid  
Telephone : + 34 91 419 77 61  
Email: [contact.es@lazard.com](mailto:contact.es@lazard.com)

United Kingdom, Finland, Ireland, Denmark, Norway and Sweden  
Lazard Asset Management Limited 50 Stratton Street, London W1J 8LL  
Telephone : 0800 374 810  
Email: [contactuk@lazard.com](mailto:contactuk@lazard.com)

Switzerland and Liechtenstein  
Lazard Asset Management Schweiz AG Uraniast. 12, CH-8001 Zürich  
Telephone : +41 43 / 888 64 80  
Email: [lfm.ch@lazard.com](mailto:lfm.ch@lazard.com)

Pays-Bas  
Lazard Fund Managers (Ireland) Limited.  
Amstelvein 54, 26th floor 1096BC Amsterdam  
Téléphone: +31 / 20 709 3651  
Email: [contact.NL@lazard.com](mailto:contact.NL@lazard.com)

Non-contractual document: This is a marketing communication. This document is provided for the information of unitholders or shareholders in accordance with applicable regulations. It does not constitute investment advice, an invitation or an offer to subscribe to financial instruments. Investors should read the prospectus carefully before subscribing. Please note that not all share classes are authorised for distribution in all jurisdictions. No investment in the portfolio will be accepted until it has been properly registered in the relevant jurisdiction.

France: Any person requiring information in relation to the Fund mentioned in this document is required to consult the prospectus and the PRIIPS KID which are available on request from Lazard Frères Gestion SAS. The information contained in this document has not been independently verified or audited by the statutory auditors of the UCITS(s) concerned. This information is provided by Lazard Frères Gestion SAS, 25, rue de Courcelles 75 008 Paris.

Switzerland and Liechtenstein: Lazard Asset Management Schweiz AG, Uraniastrasse 12, CH-8001 Zurich. The representative in Switzerland is ACOLIN Fund Services AG, Leutschenbachstrasse 50, CH-8050 Zurich, the Paying Agent is Banque Cantonale de Genève, 17, quai de l'île, CH-1204 Geneva. For further information please visit our website, contact the Swiss representative or visit [www.fundinfo.com](http://www.fundinfo.com). The paying agent in Liechtenstein is LGT Bank AG, Herrengasse 12, FL-9490 Vaduz. Not all share classes of the respective sub-fund are registered for distribution in Liechtenstein and are aimed exclusively at institutional investors. Subscriptions may only be made on the basis of the current prospectus. The performance shown does not take account of any commissions and costs charged when subscribing to and redeeming shares.

United Kingdom, Finland, Ireland, Denmark, Norway and Sweden: The information is approved, on behalf of Lazard Fund Managers (Ireland) Limited, by Lazard Asset Management Limited, 50 Stratton Street, London W1J 8LL. Company registered in England and Wales under number 525667. Lazard Asset Management Limited is authorised and regulated by the United Kingdom's Financial Conduct Authority (FCA).

Germany and Austria: Lazard Asset Management (Deutschland) GmbH, Neue Mainzer Strasse 75, 60311 Frankfurt am Main is authorised and regulated in Germany by the Federal Financial Supervisory Authority (BaFin). The Paying Agent in Germany is Landesbank BadenWürttemberg, Am Hauptbahnhof 2, 70173 Stuttgart; the Paying Agent in Austria is UniCredit Bank Austria AG, Rothschildplatz 1, 1020 Vienna.

Belgium and Luxembourg: This information is provided by the Belgian Branch of Lazard Fund Managers Ireland Limited, Blue Tower Louise, Avenue Louise 326, Brussels, 1050 Belgium. The Paying Agent and the Representative in Belgium for the registration and the receipt of requests for issuance or repurchase of units or for switching sub-funds for French funds is RBC Investor Services Bank S.A. : 14, Porte de France, L-4360 Esch-sur-Alzette-Grand Duché de Luxembourg

Italy: This information is provided by the Italian branch of Lazard Asset Management (Deutschland) GmbH. Lazard Asset Management (Deutschland) GmbH Milano Office, Via Dell'Orso 2 - 20121 Milan is authorised and regulated in Germany by BaFin. Not all the share classes of the relevant sub-fund are registered for marketing in Italy and they are intended exclusively for institutional investors. Subscriptions may only be made on the basis of the current prospectus. The Paying Agent for the French funds are Société Générale Securities Services, Via Benigno Crespi, 19, 20159 Milano, and BNP Paribas Securities Services, Piazza Lina Bo Bardi, 3, 20124 Milano.

Netherlands: This information is provided by the Dutch branch of Lazard Fund Managers (Ireland) Limited, which is registered with the Dutch Authority for the Financial Markets (Autoriteit Financiële Markten).

Spain and Portugal: This information is provided by the Spanish branch of Lazard Fund Managers Ireland Limited, Paseo de la Castellana 140, Piso 100, Letra E, 28046 Madrid and registered with the National Securities Market Commission (Comisión Nacional del Mercado de Valores or CNMV) under number 18.

Andorra: Only for financial entities authorised in Andorra. This information is provided by the Spanish branch of Lazard Fund Managers Ireland Limited, Paseo de la Castellana 140, Piso 100, Letra E, 28046 Madrid and registered with the National Securities Market Commission (Comisión Nacional del Mercado de Valores or CNMV) under number 18. This information is approved by Lazard Asset Management Limited (LAML). LAML and the Fund are not regulated or authorised or registered in the official registers of the Andorran regulator (AFA) and, accordingly, Shares in the Fund may not be offered or sold in Andorra through active marketing activities. Any order transmitted by an authorised Andorran financial entity for the purpose of acquiring Units in the Fund and/or any commercial document relating to the Fund shall be communicated in response to an unsolicited contact from the investor.

For any complaint, please contact the LFM, LAM or LFG office in your country. You will find the contact details above.