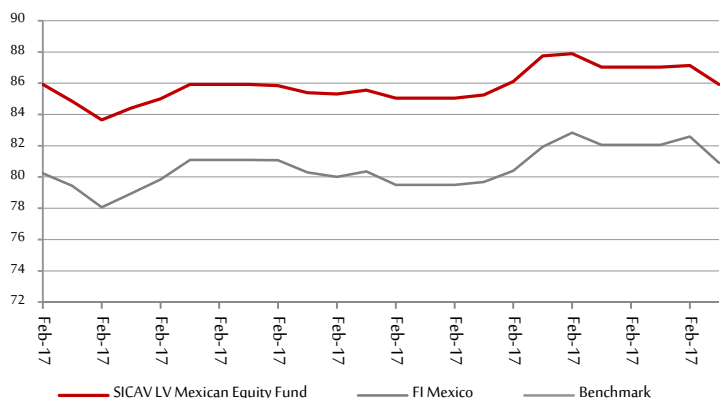
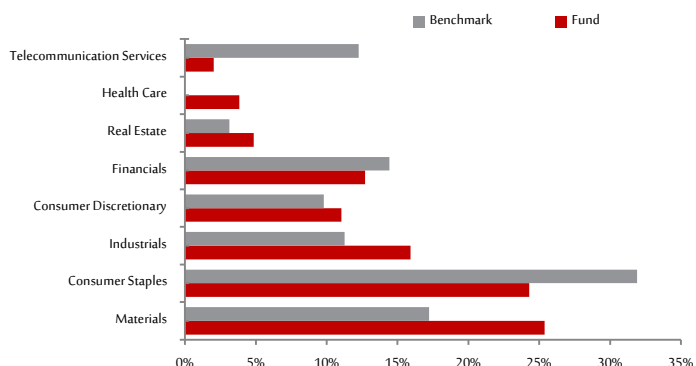


PERFORMANCE (USD) (1)

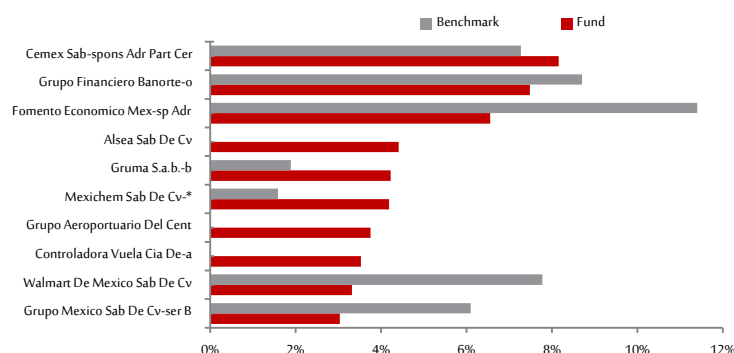


Performance	1 Month	3 Months	6 Months	1 Year	2 Years	YTD
Fund	2,56%	2,62%	-10,71%	-9,89%	-16,77%	2,53%
Benchmark	3,39%	6,30%	-5,90%	-1,57%	-17,27%	5,67%

INDUSTRY BREAKDOWNS (2)



TOP 10 HOLDINGS (2)



RISK (3)



INVESTMENT OBJECTIVE (4)

The Larrain Vial Mexican Equity Fund invests in stocks of Mexican companies. This fund provides exposure to the new growth story of Mexico, stemming from the growing manufacturing competitiveness and the profound structural changes that are occurring.

FUND DETAILS

Fund Launch Date	08/Oct/13
Portfolio Manager	Helmut Henríquez
Co-Portfolio Manager	Martín Benítez
Legal Form	SICAV Fund, Luxemburgo
Asset Management Location	Santiago, Chile
Base Currency	USD
Benchmark	MSCI Mexico
NAV Price	84,96
ISIN	LU0939495957
Bloomberg	LAMMUSF LX
Bloomberg Benchmark	M1MX Index
Fund Size	22997301,79
Number of Holdings	38
Dividends	Reinvested

DEALING & PRICES

Dealing Frequency	Daily basis
Settlement	Valuation date + 2 days
Management Fee	Up to 1,60% Annual
Subscription / Performance Fee	Up to 5% of the subscription amount
Minimum Investment Amount	US\$ / € 300.000
Serie	High Net Worth Investors (F)

FUND STATISTICS (5)

	3 Month		6 Months		1 Year	
	Fund	Bench mark	Fund	Bench mark	Fund	Bench mark
Tracking Error ex post	7,9%	--	9,4%	--	9,2%	--
VAR (95%)	1,4%	1,6%	2,1%	2,1%	1,7%	2,0%
Volatilidad	17,8%	18,5%	28,3%	28,0%	23,8%	25,4%
Sharpe Ratio	1,23	1,96	-0,69	-0,29	-0,39	-0,02
Information Ratio	-1,81	--	-1,23	--	-0,97	--

1) The performance graph displays data of the LarrainVial Asset Management SICAV - LarrainVial Mexican Equity Fund (base 100). The underlying data corresponding to periods before 01.07.2015 stem from the Fondo de Inversión LarrainVial Mexico. The graphs of the breakdowns display data of the fund's assets and are based on Bloomberg methodology (base 100). (2) Percentage of total assets. Positioning as at September 30, 2016. (3) Risk level calculated according to the "Committee of European Securities Regulator" methodology based on the historical volatility of the fund. (4) A detailed description of the objective and investment policies of the fund can be found in the current offering prospectus and the Key Investor Information Document (KIID). (5) The statistics are expressed in annualized terms, with the exception of VaR (daily). This document has been prepared for general information and does not constitute a recommendation or financial advice and cannot be relied on as such. This is not an offer or a solicitation to buy shares in LarrainVial asset Management SICAV - LarrainVial Mexican Equity Fund ("the Fund"). Shares of the Fund may not be sold to citizens or residents of the United States or in any other state or jurisdiction where it would be unlawful to offer, solicit an offer or sell the shares. Before investing, please read the prospectus of LarrainVial Asset Management SICAV, including with respect to the investment objectives of the Fund, and consult your financial professional. No representation or warranty can be given with respect to the accuracy or completeness of the information herein.