

FUND FACTSHEET

MIROVA GLOBAL SUSTAINABLE EQUITY FUND

DECEMBER 2020

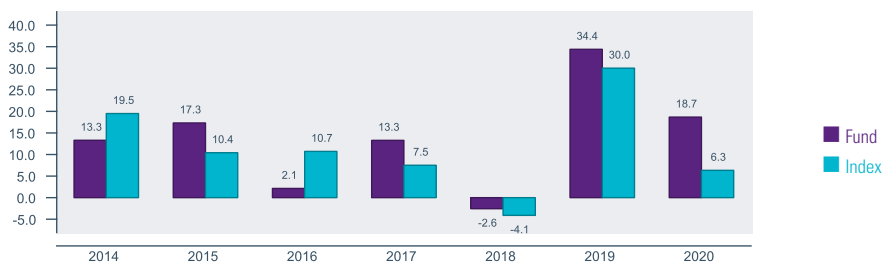
FUND HIGHLIGHTS

- Invested in global companies that are positively exposed to, or develop solutions to, sustainable development issues.
- Adopts an original thematic approach based on long-term trends to identify investment opportunities throughout the value chain and across all industries.
- Selects companies that can deliver performance over the long term, based on thorough financial analysis that evaluates quality of strategic positioning, management and financial strength.
- Portfolio construction is driven by investment opportunities, without any reference to a specific benchmark.
- Supported by the Mirova in-house responsible research team made up of more than 10 analysts.

ILLUSTRATIVE GROWTH OF 10,000 (EUR)



CALENDAR YEAR RETURNS %



TOTAL RETURNS	Fund %	Index %
1 month	2.88	1.91
3 months	9.20	9.22
1 year	18.68	6.33
Year to date	18.68	6.33
3 years	55.40	32.57
5 years	79.80	57.82
Since inception	152.41	116.00

ANNUALISED PERFORMANCE (Month End)	Fund %	Index %
3 years	15.83	9.85
5 years	12.45	9.55
Since inception	13.75	11.31

RISK MEASURES	1 year	3 years	5 years
Fund Standard Deviation	25.84	18.28	16.38
Index Standard Deviation	28.88	19.58	17.28
Tracking error	4.73	3.73	3.74
Fund Sharpe ratio	0.68	0.83	0.74
Index Sharpe ratio	0.23	0.50	0.55
Information Ratio	2.32	1.42	0.70
Alpha	11.36	6.04	3.27
Beta	0.89	0.92	0.93
R-squared	0.98	0.97	0.95
Max. drawdown	-29.3% reached on 3/23/20		
Max Drawdown duration	33 days		
Time to recovery	156 days		

PERFORMANCE DATA SHOWN REPRESENTS PAST PERFORMANCE AND IS NOT A GUARANTEE OF FUTURE RESULTS. Some recent performance may be lower or higher. As the value of the capital and the returns change over time (notably due to currency fluctuations), the repurchase price of the shares can be higher or lower than their initial price. The performance indicated is based on the NAV (net asset value) of the share class, and is net of all charges applying to the fund but does not account for sale commissions, taxation or paying agent fees, and assumes that dividends if any are reinvested. Taking such fees or commissions into account would lower the returns. The performance of other share classes would be higher or lower based on the differences between the fees and the entry charges. In the periods where certain share classes are not subscribed or not yet created (inactive share classes), performance is calculated based on the actual performance of an active share class of the fund whose characteristics are considered by the management company as being closest to the inactive share class concerned, after adjusting it for the differences between the total expense ratios (TER), and converting any net asset value of the active share class in the currency in which the inactive share class is listed. The performance given for the inactive share class is the result of a calculation provided for information. Please read the important information given in the additional notes at the end of this document.

SHARE CLASS: N/A (EUR)



References to rankings, awards or ratings are not an indicator of the funds future performance.

ABOUT THE FUND

Investment Objective

To outperform the reference index, with net dividends reinvested, denominated in euro, through investments in companies whose activities are linked to sustainable investment themes, over a minimum recommended investment horizon of five years.

Overall Morningstar Rating TM

★★★★ | 30/11/2020

Morningstar category TM

Global Large-Cap Growth Equity

Reference Index

MSCI WORLD NET TOTAL RETURN EUR INDEX

FUND CHARACTERISTICS

Legal structure	Sub-fund of a SICAV
Share Class Inception	25/10/2013
Valuation Frequency	Daily
Custodian	CACEIS BANK, LUXEMBOURG BRANCH
Currency	EUR
Cut off time	11:30 CET D
AuM	EURm 2,548.0
Recommended investment period	> 5 years
Investor Type	Retail

AVAILABLE SHARE CLASSES

Share Class	ISIN	Bloomberg
H-N/A (CHF)	LU1133053808	
N/A (EUR)	LU0914730626	MGSENAE LX

RISK & REWARD PROFILE

Lower risk Higher risk
Typically lower rewards Typically higher rewards



The category of the synthetic risk-return indicator is based on historical data.

The Sub-fund's investment policy exposes it primarily to the following risks :

- Capital loss
- Equity securities
- Global Investing
- ESG Driven Investments

For more information, please refer to the section detailing specific risks at the end of this document.

Mirova Global Sustainable Equity Fund

PORTFOLIO ANALYSIS AS OF 31/12/2020

ASSET ALLOCATION	Fund %
Equities	95.8
Cash	4.2
Total	100.0

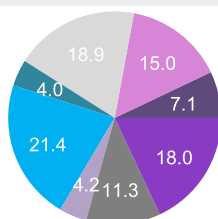
MAIN ISSUERS	Fund %
ORSTED A/S	5.0
VESTAS WIND SYSTEMS	4.5
MICROSOFT CORP.	4.3
MASTERCARD INC.	4.1
ECOLAB INC	4.0
THERMO FISHER SCIENTIFIC INC.	3.6
EBAY INC.	3.5
SYMRISE AG	3.4
EATON CORP PLC	3.3
NOVO-NORDISK A/S	3.2
Total	39.0
Number of issuers per portfolio	46

SECTOR BREAKDOWN	Fund %	Index %
Information Technology	21.7	22.1
Health Care	15.3	13.0
Industrials	12.9	10.5
Consumer Discretionary	11.3	12.2
Financials	11.0	12.8
Materials	9.5	4.5
Utilities	8.0	3.1
Consumer Staples	3.2	7.6
Communication services	3.0	8.9
Energy	0.0	2.7
Real Estate	0.0	2.6
Cash & cash equivalent	4.2	0.0

MSCI Breakdown

CAPITALIZATION BREAKDOWN	Fund %	Index %
USD 2 to 10 Bln	5.2	7.1
USD 10 to 100 Bln	51.8	48.9
> USD 100 Bln	38.8	44.0
Cash & cash equivalent	4.2	0.0

THEMATIC BREAKDOWN



Consumption	Resources
Energy	Health
Finance	
Buildings	
Information technology	
Mobility	

in % of AuM, cash excluded

GEOGRAPHICAL BREAKDOWN BY COUNTRY	Fund %	Index %
United States	50.8	65.7
Denmark	14.4	0.8
Germany	5.3	2.9
United Kingdom	4.7	4.6
France	4.6	3.4
Japan	4.3	7.8
Netherlands	3.6	1.2
Taiwan	2.8	0.0
Hong Kong	2.4	1.0
Belgium	1.5	0.3
Other countries	1.2	12.4
Cash & cash equivalent	4.2	0.0

CURRENCY BREAKDOWN	Fund %
US Dollar	49.1
Euro	23.2
Danish Krone	10.7
Swiss Franc	5.9
Pound Sterling	5.1
Japan Yen	3.4
Hong Kong Dollar	2.2
Singapore Dollar	0.4

in % of AuM incl. Forwards

MAIN CUMULATIVE EQUITY TRANSACTIONS

Purchases	Amount
ORSTED	4,834,321
MICROSOFT	4,782,256
ECOLAB	4,716,179
MASTERCARD INC.	4,530,520
VESTAS WIND SYSTEM	4,460,302

SHARE CLASS : N/A (EUR)

FEES & CODES

All-in-Fee	0.90%
Max. Sales Charge	4.00%
Max. Redemption Charge	-
Performance fees	20.0%
Minimum Investment	-
NAV (31/12/2020)	252.41 EUR

MANAGEMENT

Management Company
NATIXIS INVESTMENT MANAGERS INTERNATIONAL
Investment Manager
MIROVA US

Mirova US is a U.S.- based investment advisor that is a wholly owned affiliate of Mirova. Mirova is operated in the U.S. through Mirova US. Mirova US and Mirova entered into an agreement whereby Mirova provides Mirova US investment and research expertise, which Mirova US then combines with its own expertise when providing advice to clients.

Headquarters	Boston
Founded	2019

Assets Under Management (Billion)	\$ 3.13 (30/09/2020)
-----------------------------------	-------------------------

Portfolio Managers

Jens Peers, CFA, began his investment career in 1998; he joined Ostrum AM in 2013 as CIO of Sustainable Equities of Mirova; he has jointly managed the sub-fund since 2013; He is a graduate of the University of Antwerp with a Master's degree in applied economics. He is also a CFA Charterholder and is a CEFA of the BVFA-ABAF.

Hua Cheng, CFA, began his investment career in 2005; he joined Ostrum Asset Management in 2006; he has jointly managed the sub-fund since 2014, he holds a Ph.D. degree in Financial Economics from the University of Paris Dauphine (France) and a Bachelor's degree in International Economics & Finance from the Wuhan University (China).

Amber Fairbanks, CFA, is a co-portfolio manager at Mirova on the global equities team. Ms. Fairbanks joined Mirova in 2018 from Zevin Asset Management, where she worked as a portfolio manager and analyst for 11 years. During that time she managed client portfolios in addition to researching and analyzing company financials as well as industry trends to recommend investment decisions. Before Zevin, she worked as an analyst for J.L. Kaplan Associates, a division of Evergreen Investments, and for Delta Partners, L.L.C., a Boston based hedge fund.

She received her MBA from Boston College and a BS in Environmental Science, Cum Laude, from University of Massachusetts. Ms. Fairbanks is a member of the Chartered Financial Analysts Institute and the Boston Security Analysts Society (BSAS).

INFORMATION

Prospectus Enquiries

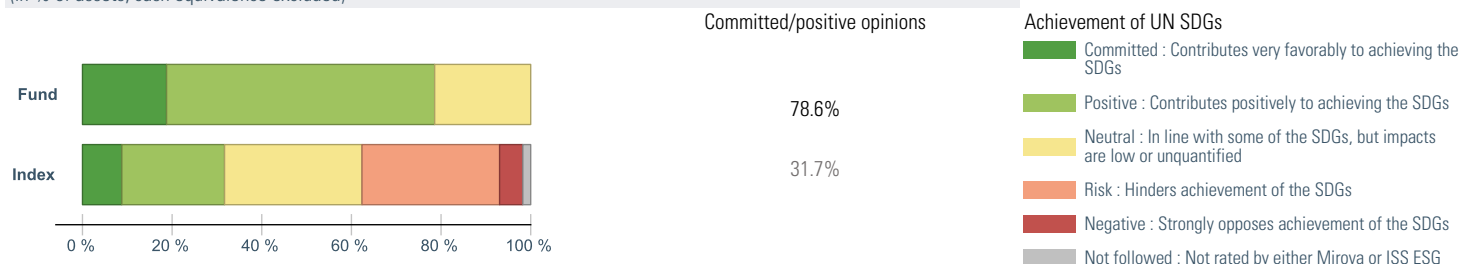
E-mail ClientServicing_Requirements@natixis.com

Mirova Global Sustainable Equity Fund

PORTFOLIO ANALYSIS AS OF 31/12/2020

SUSTAINABILITY OPINION BREAKDOWN

(in % of assets, cash equivalence excluded)



The ESG Opinion is designed to assess whether the investment is compatible with the UN SDGs and is based upon the analysis of Mirova and ISS ESG, a third party. The assessment does not guarantee a profit or protect against a loss, and does not ensure the stability or safety of the overall portfolio.

Source : Natixis Investment Managers International

CONTRIBUTION TO UN SUSTAINABLE DEVELOPMENT GOALS (SDGs)

in % of assets with Committed/positive opinions

	Mirova pillars	Extent to which an asset contributes to the SDGs corresponding to each pillar
Environment	CLIMATE STABILITY Limit greenhouse gas levels to stabilize global temperature rise under 2°C	40%  
	HEALTHY ECO-SYSTEMS Maintain ecologically sound landscape and seas for nature and people	32%  
	RESOURCE SECURITY Preserve stocks of natural resources through efficient and circular use	35% 
Social	BASIC NEEDS Basic services (food, water, energy, transport, health, etc.) for all	20%      
	WELL BEING Enhanced health education, justice and equality of opportunity for all	37%      
	DECENT WORK Secure socially inclusive jobs and working conditions for all	14%   

The United Nations adopted 17 Sustainable Goals (SDGs) in 2015, with an ambition to achieve them by 2030. Please see an overview relating to all SDGs (1-17) on the UN's website : <https://www.un.org/sustainabledevelopment/sustainable-development-goals/>. This chart displays to what extent an asset contributes to the UN Sustainable Development Goals ("SDGs"). Mirova has signed an agreement with Cambridge University, based on a research partnership focusing on sustainable development themes as well as the establishment of a task force in 2013, the Investors Leaders Group. To illustrate the main sustainability impacts of our investments, six impact pillars have been developed, three environmental and three social, for each asset (as displayed on the left). The same assets may contribute to several pillars / SDGs.

The percentages indicated represent the share of portfolio values (by weight) that contribute positively to the pillar concerned (companies with an ESG opinion "Committed" or "Positive" on the pillar). *

Our evaluation of the contribution is based both on the capacity of companies to offer products and services with positive impact and on the quality of their environmental and social practices across their value chain.*

Source : Mirova

Due to active management, portfolio characteristics are subject to change. References to specific securities or industries should not be considered a recommendation.

ESTIMATED IMPACT ON GLOBAL AVERAGE INCREASE OF TEMPERATURE

	Fund	Index
	 1.5 °C	 3.5 °C
Induced Emissions (tCO ₂ / million € company value)	45.0	101.3
Avoided Emissions : (tCO ₂ / million € company value)	36.4	11.5
Coverage rate (% of holdings analysed)	99%	96%

In 2015, Mirova and Carbone 4 jointly developed a method which assesses carbon data in view of the specific challenges facing a low carbon economy: Carbon Impact Analytics (CIA).

This method focuses on two main indicators :

. «induced» emissions arising from the « lifecycle » of a company's activities, taking into account both direct emissions and those of suppliers and products

. «avoided» emissions due to improvements in energy efficiency or « green » solutions

Each company is first evaluated individually according to an evaluation framework adapted to each sector. Since energy producers, carbon-intensive sectors (energy, industry, buildings, transportation, and agriculture), and companies which produce low-carbon solutions have especially significant climate impact potential, they receive particular attention.

Then, each company's individual carbon assessment is aggregated at portfolio-level and reprocessed to avoid double counting.

Source : Natixis Investment Managers International

* For more information on our methodologies, please refer to our Mirova website : <https://www.mirova.com/en/research>

Calculation of performance during periods of share class inactivity (if applicable)

For periods when certain share classes were unsubscribed or not yet created (the "inactive share classes"), performance is imputed using the actual performance of the fund's active share class which has been determined by the management company as having the closest characteristics to such inactive share class and adjusting it based on the difference in TERs and, where applicable, converting the net asset value of the active share class into the currency of quotation of the inactive share class. The quoted performance for such inactive share class is the result of an indicative calculation.

Illustrative Growth of 10,000

The graph compares the growth of 10,000 in a fund with that of an index. The total returns are not adjusted to reflect sales charges or the effects of taxation, but are adjusted to reflect actual ongoing fund expenses, and assume reinvestment of dividends and capital gains. If adjusted, sales charges would reduce the performance quoted. The index is an unmanaged portfolio of specified securities and cannot be invested in directly. The index does not reflect any initial or ongoing expenses. A fund's portfolio may differ significantly from the securities in the index. The index is chosen by the fund manager.

Risk Measures

The risk and reward indicator is shown as a scale of 1 to 7 representing the levels of risk and rewards in increasing order that enables you to assess the potential performance of a fund compared to the risk it represents. The general calculation method of this regulatory indicator is based on the annualized past volatility of the fund, calculated from weekly returns over a five-year period. This indicator is monitored regularly and may vary. The SRRI level indicated in this document is the level in force on the date the document was drawn up.

Special Risk Considerations

The specific risks of investing in the Sub-Fund are linked to :

- Capital loss
- Equity securities
- Global Investing
- Exchange rates
- Changes in laws and/or tax regimes
- Portfolio concentration
- Small and Mid and Large Capitalization Companies
- Emerging markets
- ESG Driven Investments

The Global Risk Exposure of the Sub-Fund is managed through the use of the "Commitment Approach" method described under "Use of derivatives, Special Investment and Hedging Techniques" - "Global Risk Exposure".

For a complete description of these risks, please refer to the Key Investor Information Document(s) and to the chapter entitled "Principal Risks" in the prospectus. This same chapter also describes the other risks linked to an investment into the Sub-Fund.

Reference Index

The Sub-Fund is actively managed. The Reference Index is used for comparison purposes only. The Delegated Investment Manager remains free to choose the stocks that make up the portfolio in accordance with the Sub-Fund's investment policy.

Sustainable Investing

Sustainable investing focuses on investments in economic activities that relate to certain sustainable development themes and demonstrate adherence to environmental, social and governance (ESG) practices; therefore the Fund's investment universe may be reduced. It may sell a security when it could be disadvantageous to do so or forgo opportunities in certain companies, industries, sectors or countries. This could have a negative impact on performance depending on whether such investments are in or out of favor.

Portfolio Statistics

Volatility

Extent of change of a security or stock, fund, market or index over a given period. High volatility is indicative of a significant change in the share price, and therefore the risk associated with the security is high.

Information ratio

Indicator of the outperformance of the manager (with respect to the benchmark), given the additional risk taken by the manager with respect to the same index (fund's tracking error). The higher the value, the better the fund.

Tracking error

Measurement of the relative risk taken by a fund with respect to its benchmark.

Sharpe ratio

Outperformance indicator of a product with respect to a risk-free rate, given the risk accepted (product volatility). The higher the value, the better the fund.

Alpha

A fund's outperformance relative to its benchmark, expressed as a percentage. It is an indicator of the manager's ability to create value, excluding market effects. Thus, the higher the alpha, the better the fund's performance relative to its benchmark.

Beta

Measurement of a fund's sensitivity to market movements (as represented by its benchmark). A beta of over 1 indicates that the fund amplifies movements in its reference market on both the upside and downside. Conversely, a beta of under 1 means that the fund tends to react less than its reference market.

Asset allocation

Cash offset for Derivatives represents the amount of cash the portfolio manager should borrow if he's Long exposed via derivatives and vice versa. The weighting of the portfolio in various asset classes, including "Other," is shown in this table. "Other" includes security types that are not neatly classified in the other asset classes, such as convertible bonds and preferred stocks. In the table, allocation to the classes is shown for long positions, short positions, and net (long positions net of short) positions. These statistics summarize what the managers are buying and how they are positioning the portfolio. When short positions are captured in these portfolio statistics, investors get a more robust description of the funds' exposure and risk.

Fund Charges

The ongoing charges figure is based on expenses for the year ending December 2019. It excludes the portfolio transaction costs, except in the case of an entry/exit charge paid by the SICAV when buying or selling units in another collective investment undertaking. CDSC (if applicable): Investors in class C Shares who redeem some or all of their Shares within one year from the date of their subscription may however be levied a contingent deferred sales charge ("CDSC") that will be retained by the financial institution through which the subscription of Shares was made by deduction from the redemption proceeds paid to the relevant investor. Investors in class CW Shares who redeem some or all of their Shares within the first 3 years from the date of their subscription may however be subject to a contingent deferred sales charge ("CDSC") that will be retained by the financial institution through which the subscription of Shares was made by deducting such charge from the redemption proceeds paid to the relevant investor.

Morningstar Rating and Category

Morningstar Rating and Category

© 2020 Morningstar. All Rights Reserved. The information, data, analyses and opinions ("Information") contained herein (1) include Morningstar's confidential and proprietary information (2) may not be copied or redistributed, (3) do not constitute investment advice (4) are provided solely for informational purposes (5) are not warranted to be complete, accurate or timely and (6) are drawn from fund data published on various dates. The information is provided to you at your own risk. Morningstar is not responsible for any trading decisions, damages or other losses related to the Information or its use. Please verify all of the Information before using it and don't make any investment decision except upon the advice of a professional financial adviser. Past performance is no guarantee of future results. The value and income derived from investments can go up or down. The Morningstar rating applies to funds having at least 3 years of history. It takes into account subscription fee, the yield without risk and the standard deviation to calculate for every fund its ratio MRAR (Morningstar Risk Adjust Return). Funds are then classified in decreasing order by MRAR: first 10 per cent receive 5 stars, the following 22.5 % 4 stars, the following 35 % 3 stars, following 22.5 % 2 stars, the last 10 % receive 1 star. Funds are classified within 180 European categories.

SRI Label

Created by the French Ministry of Finance in early 2016, with the support of Asset Management professionals, this public Label aims at giving Sustainable Responsible Investment (SRI) management an extra visibility with savers. It will make it easier for investors to identify financial products integrating Environmental, Social, and Governance (ESG) criteria into their investment process. To qualify for certification, funds must satisfy several requirements, including:

- Transparency vis-à-vis investors (in terms of investment objectives and process, analysis, portfolio holdings, etc.)
- Use of ESG criteria in investment decision making,
- Long-term approach to investing,
- Consistent voting and engagement policy,
- Measured and reported positive impacts.

More information on

www.lelabelisr.fr

The fund is a sub-fund of Mirova Funds, an investment company with variable capital (SICAV open-ended collective investment scheme) under Luxembourg law, approved by the supervisory authority (CSSF) as a UCITS domiciled at the address 5, allée Scheffer L-2520 Luxembourg - Business registration RCS Luxembourg B 177509. Natixis Investment Managers International - a portfolio management company authorized by the Autorité des Marchés Financiers (French Financial Markets Authority - AMF) under no. GP 90-009, and a public limited company (société anonyme) registered in the Paris Trade and Companies Register under no. 329 450 738. Registered office: 43 avenue Pierre Mendès France, 75013 Paris.

Mirova, is a French asset manager approved by the French market regulator, AMF (number GP02-014).

The distribution of this document may be limited in some countries. The fund cannot be sold in all jurisdictions; the local supervisory authority may limit the offering and the sale of its shares exclusively to certain types of investors.

The tax treatment for the shares or fund units held, acquired or sold depends on the status or the tax treatment of each investor, and may change. Please contact your financial advisor if you have any questions. Your financial advisor is responsible for ensuring that the offer and the sale of the shares in the fund comply with the governing national laws. **The fund may not be offered or sold in the USA, to citizens or residents of the USA, or in any other country or jurisdiction where it would be unlawful to offer or sell the fund.**

This document is provided for information purposes only. The investment processes and themes as well as the portfolio characteristics and interests are valid on the specified date and may be modified. References to a ranking, rating or award are not a guarantee of future performance and fluctuate over time. This document is not a prospectus and does not constitute an offer of shares. The information contained in this document may be updated occasionally and may differ from the information in the earlier or future versions of this document.

For more detailed information about this fund, as well as the charges, expenditure and risks, please contact your financial advisor to obtain, free of charge, a full prospectus, a Key Investor Information Document, a copy of the articles of association, half-yearly and annual reports and/or other documents and translations required in your jurisdiction. To find a financial advisory in your jurisdiction, please contact ClientServicingAM@natixis.com

-In the E.U. (ex UK and France) Provided by Natixis Investment Managers S.A. or one of its branch offices listed below. Natixis Investment Managers S.A. is a Luxembourg management company that is authorized by the Commission de Surveillance du Secteur Financier and is incorporated under Luxembourg laws and registered under n. B 115843. Registered office of Natixis Investment Managers S.A.: 2, rue Jean Monnet, L-2180 Luxembourg, Grand Duchy of Luxembourg.

Italy: Natixis Investment Managers S.A., Succursale Italiana (Bank of Italy Register of Italian Asset Management Companies no 23458.3). Registered office: Via Larga, 2 - 20122, Milan, Italy.

Germany: Natixis Investment Managers S.A., Zweigniederlassung Deutschland (Registration number: HRB 88541). Registered office: Im Trutz Frankfurt 55, Westend Carrée, 7. Floor, Frankfurt am Main 60322, Germany.

Netherlands: Natixis Investment Managers, Netherlands (Registration number 50774670). Registered office: World Trade Center Amsterdam, Strawinskylaan 1259, D-Tower, Floor 12, 1077 XX Amsterdam, the Netherlands. Sweden: Natixis Investment Managers, Nordics Filial (Registration number 516405-9601 - Swedish Companies Registration Office). Registered office: Kungsgatan 48 5tr, Stockholm 111 35, Sweden. Spain: Natixis Investment Managers, Sucursal en España. Registered office: Torre Colon II - Plaza Colon, 2 - 28046 Madrid, Spain.

-In France Provided by Natixis Investment Managers International-a portfolio management company authorized by the Autorité des Marchés Financiers (French financial Markets Authority-AMF) under no GP90-009, and a public limited company (société anonyme) registered in the Paris Trade and Companies Register under no 329450738. Registered office:43 avenue Pierre Mendès France,75013 Paris.

-In Switzerland Provided by Natixis Investment Managers, Switzerland Sàrl. Rue du Vieux Collège 10, 1204 Geneva, Switzerland or its representative office in Zurich, Schweizergasse 6, 8001 Zürich.

-In the U.K. Provided by Natixis Investment Managers UK Limited, authorized and regulated by the Financial Conduct Authority (register no. 190258). Registered Office: NGAM UK Limited, One Carter Lane, London, EC4V 5ER

-In Australia Provided by Natixis Investment Manager Australia Pty Limited (ABN 60 088 786 289) (AFSL No. 246830) and is intended for the general information of financial advisers and wholesale clients only.

-In Chile Esta oferta privada se inicia el día de la fecha de la presente comunicación. La presente oferta se acoge a la Norma de Carácter General N° 336 de la Superintendencia de Valores y Seguros de Chile. La presente oferta versa sobre valores no inscritos en el Registro de Valores o en el Registro de Valores Extranjeros que lleva la Superintendencia de Valores y Seguros, por lo que los valores sobre los cuales ésta versa, no están sujetos a su fiscalización. Que por tratarse de valores no inscritos, no existe la obligación por parte del emisor de entregar en Chile información pública respecto de estos valores. Estos valores no podrán ser objeto de oferta pública mientras no sean inscritos en el Registro de Valores correspondiente.

-In Colombia Provided by Natixis Investment Managers S.A. Oficina de Representación (Colombia) to professional clients for informational purposes only as permitted under Decree 2555 of 2010. Any products, services or investments referred to herein are rendered exclusively outside of Colombia. This material does not constitute a public offering in Colombia and is addressed to less than 100 specifically identified investors.

-In Uruguay Provided by Natixis Investment Managers Uruguay S.A., a duly registered investment advisor, authorised and supervised by the Central Bank of Uruguay. Office: San Lucar 1491, Montevideo, Uruguay, CP 11500. The sale or offer of any units of a fund qualifies as a private placement pursuant to section 2 of Uruguayan law 18,627.

-In Latin America Provided by Natixis Investment Managers S.A.

-In the DIFC Distributed in and from the DIFC financial district to Professional Clients only by Natixis Investment Managers Middle East (DIFC Branch) which is regulated by the DFSA. Related financial products or services are only available to persons who have sufficient financial experience and understanding to participate in financial markets within the DIFC, and qualify as Professional Clients as defined by the DFSA. Registered office: Office 603 - Level 6, Currency House Tower 2, PO Box 118257, DIFC, Dubai, United Arab Emirates.

-In Singapore Provided by Natixis Investment Managers Singapore (name registration no.53102724D), a division of Ostrum Asset Management Asia Limited (company registration no.199801044D). Registered address of Natixis Investment Managers Singapore: 5 Shenton Way,#22-05 UIC Building, Singapore 068808.

-In Hong Kong Provided by Natixis Investment Managers Hong Kong Limited to institutional/ corporate professional investors only.

-In Taiwan Provided by Natixis Investment Managers Securities Investment Consulting (Taipei) Co., Ltd., a Securities Investment Consulting Enterprise regulated by the Financial Supervisory Commission of the R.O.C. Registered address: 34F., No.68, Sec. 5, Zhongxiao East Road, Xinyi Dist., Taipei City 11065, Taiwan (R.O.C), license number 2018 FSC SICE No.024, Tel.+886 2 8789 2788.

-In the United States Provided by Natixis Distribution L.P. 888 Boylston St. Boston, MA 02199. Natixis Investment Managers includes all of the investment management and distribution entities affiliated with Natixis Distribution, L.P. and Natixis Investment Managers S.A.

-In Mexico Provided by Natixis IM Mexico, S. de R.L. de C.V., which is not a regulated financial entity or an investment manager in terms of the Mexican Securities Market Law (Ley del Mercado de Valores) and is not registered with the Comisión Nacional Bancaria y de Valores (CNBV) or any other Mexican authority. Any products, services or investments referred to herein that require authorization or license are rendered exclusively outside of Mexico. Natixis Investment Managers is an entity organized under the laws of France and is not authorized by or registered with the CNBV or any other Mexican authority to operate within Mexico as an investment manager in terms of the Mexican Securities Market Law (Ley del Mercado de Valores). Any use of the expression or reference contained herein to "Investment Managers" is made to Natixis Investment Managers and/or any of the investment management subsidiaries of Natixis Investment Managers, which are also not authorized by or registered with the CNBV or any other Mexican authority to operate within Mexico as investment managers.

This document may contain references to copyrights, indexes and trademarks that may not be registered in all jurisdictions. Third party registrations are the property of their respective owners and are not affiliated with Natixis Investment Managers or any of its related or affiliated companies (collectively "Natixis"). Such third party owners do not sponsor, endorse or participate in the provision of any Natixis services, funds or other financial products