



July, 2023

Goldman Sachs Emerging Markets Corporate Bond Portfolio

Market Review

EM Corporates, as tracked by the JP Morgan CEMBI Broad Diversified Index, returned 0.98% in July. Spreads over treasury tightened by 16 bps to 308 bps throughout the month. Spreads on the IG component tightened by 11 bps to 164 bps while spreads the HY component tightened by 21 bps to 551 bps. Yields on 5 yr US treasuries were 5 bps higher on the month at 4.18%.

Yields on US treasuries increased to a high of 4.37% at the beginning of the month, fell to a low 3.94%, and ended the month at 4.18%. The manufacturing purchasing managers' index (PMI) increased to 49.0 in July from 46.3 in June, while the services PMI slightly fell to 52.3 in July from 54.4 in June.

Spreads on EMD credit are trading wide relative to their historic levels with corporates at their 38th percentile while sovereigns are at their 78th percentile based on spread ranges since 2010. By comparison, US IG is at the 25th percentile and US HY the 25th percentile. Of note, the spread pickup of EM Corporates vs. US IG is in the 53rd percentile over the same time period.

| Top Performing Sectors | | Worst Performing Sectors | |
|------------------------|------|--------------------------|-------|
| Transport | 2.1% | Real Estate | -1.7% |
| Oil & Gas | 1.6% | Diversified | 0.6% |
| Pulp & Paper | 1.6% | Metals & Mining | 0.7% |

Source: Bloomberg. As of July 31, 2023

Portfolio Performance

The GS Emerging Markets Corporate Bond Portfolio (Base) returned 1.31% gross (1.19% net) in July 2023, outperforming the benchmark over the month by 34bps gross.

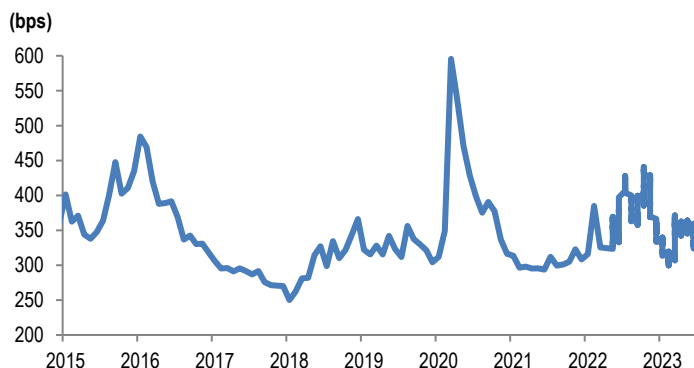
Outperformance in July was driven by our corporate EMD selection strategy, particularly our overweight to Kosmos Energy and Seplat Energy. Our overweight to Brazilian corporates, including Banco do Brasil, positively contributed to performance due to an improved macro dynamic. Overall, HY credit outperformed relative to IG over the month. Our long beta exposure to EM corporates further aided in excess returns as spreads tightened by 16bps in July. On a sector basis, our overweight in Oil & Gas and underweight in Financial further outperformed.

Meanwhile, our exposure to China property names, including Country Garden and Sunac China, negatively contributed to performance due to weak sales volumes and ongoing liquidity concerns within the real estate sector. Our off-benchmark overweight to Mexico sovereign debt slightly detracted from returns over the month. On a sector basis, our underweight in Real Estate and Utilities underperformed versus the benchmark.

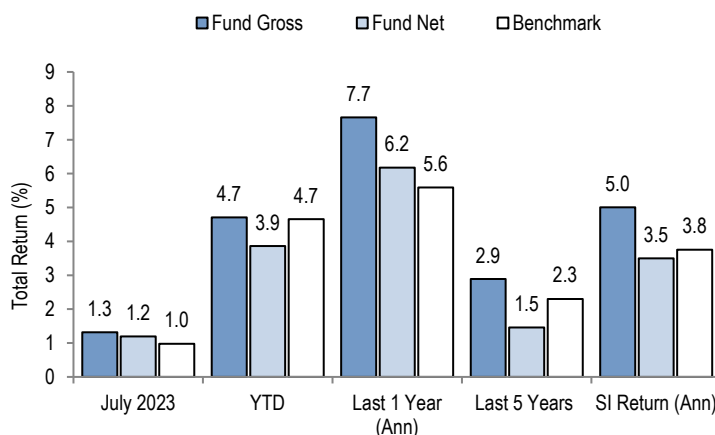
. Source: GSAM, JPMorgan, Bloomberg. **Past performance does not predict future returns.** Average Credit Quality excludes NR. Any mention of an investment decision is intended only to illustrate our investment strategy and is not indicative of the performance of our strategy as a whole. It should not be assumed that any investment decisions shown will prove to be profitable or any future investment decisions will be profitable or equal the performance of the investments discussed herein. The holdings and/or allocations shown may not represent all of the strategy's investments. Please contact your Goldman Sachs Asset Management representative to obtain the calculation methodology used to determine the holdings presented above as well as each holding's contribution to performance and a complete list of past recommendations. Please see additional disclosures.

Fixed Income

Corporate Debt Spreads (JPM CEMBI BD)



Base share class performance



Source: JPMorgan, GSAM. As of July 31, 2023

Summary Statistics

| | Portfolio | Benchmark | Difference |
|---|-----------|-----------|------------|
| Market value (MM) USD | 2,916 | 504,435 | |
| Number of Holdings | 389 | 1,894 | |
| Number of Countries | 52 | 70 | (18) |
| Average Credit Quality | BBB- | BBB | |
| Current Yield (%) | 5.87 | 5.30 | 0.56 |
| Yield To Worst (%) | 8.13 | 7.62 | 0.51 |
| Option Adjusted Duration (years) | 4.11 | 4.14 | (0.03) |
| Option Adjusted Spread Duration (years) | 4.01 | 4.16 | (0.15) |
| LIBOR OAS (bps) | 363 | 303 | 59 |

Source: GSAM. As of July 31, 2023



Market Outlook and Positioning

Fixed income markets were mixed in July as risk assets continued their strong performance while sovereign bonds underperformed amid continued tightening from developed market (DM) central banks. Both the US Federal Reserve (Fed) and European Central Bank (ECB) raised policy rates by 25bps over July to 5.25-5.5% and 3.75%, respectively, and suggested that incoming data would determine future policy actions. However, robust US data and lower-than-expected inflation raised market optimism that the Fed could orchestrate a soft-landing. Elsewhere, downside surprises in labor market and core inflation data prompted the Bank of England (BoE) to downshift from a 50bps rate increase in June to 25bps at their August meeting. Broadly, the timeframe for a monetary policy pivot and the duration of the late-cycle phase remains highly uncertain. As such, we continue to believe the current macro environment and policy backdrop favors exposure to fixed income spread sectors, particularly through our ability to manage active strategies.

For Emerging Markets (EM), monetary policy actions and global recession risks will likely be the most significant drivers of asset class trends over the coming months. Despite strong US growth, upside benefits for EM are tempered due to weaker activity in China and Euro area. Given China's lower-than-expected 2Q GDP figures, July's Politburo meeting offered positive signals in support of consumption and investment. However, spillover effects from China-related risks and weaker Euro growth are likely to impact the EM Asia and CEE outlooks respectively, while strong US growth will likely benefit Latin America the most. Meanwhile, rapid disinflation and sizeable real rate cushions are pushing EM central banks to chart a path towards rate cuts, in contrast to their DM counterparts. In turn, Latin America is leading the way in the rate cutting cycle consistent with its rapid hiking cycle in 2021, although the region presents certain election risk in Ecuador and Argentina.

Going forward, we continue to monitor geopolitical risks and central bank hiking cycles, as well as the effect of DM policy on emerging markets. The continued strength in US growth data and inflation prints as we head into the second half of the year provides a beneficial backdrop for EM. However, the subsequent risk rally has led to the tightest spread levels YTD for the EMBI Global Diversified index, driven by the highest yielding sovereigns given their significant beta to global risk. From a local rates perspective, easing inflationary pressures, upcoming rate cuts, and closing government deficits present attractive opportunities, although EM local yields have compressed. Elsewhere, corporates reflect robust standalone fundamentals with the lowest levels of net leverage in the last 10 years. Therefore, we believe the dislocation by countries and companies represents an opportunity for active management to outperform and, as such, remain positioned with the bias to be long EM assets.

We remain overweight EM corporates, as we believe valuations are attractive within the fixed income universe. We think EM corporate fundamentals are resilient, earnings have recovered well from their pandemic induced slump of 2020, debt levels have marginally increased driven by Asian corporates while other regions have declined and leverage has come down while CAPEX picked up. We recognize there will continue to be geopolitical and sector specific idiosyncratic risks.

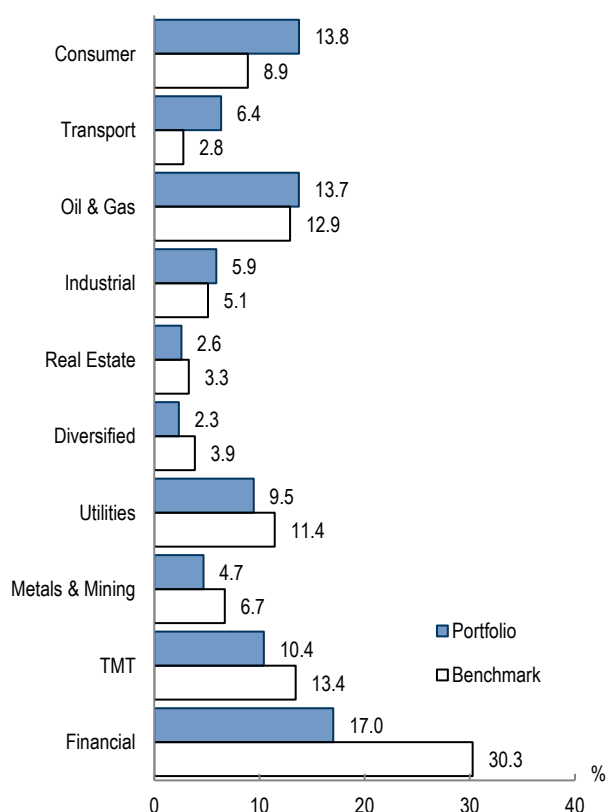
We see value in recession-resistant non-cyclical sectors such as Food & Beverages where companies benefit from strong brand recognition and customer loyalty. Our exposures range from a Chilean beer brand with presence across Latin America to a Turkish Coca-Cola bottler that operates in markets in the Middle East and Asia. We are also overweight domestically-oriented Banks—operating in countries such as Mexico, Colombia, and Israel—that have traditional lending models, strong capital positions and strong net interest margins. Within Turkey, we own exposure to banks, where we continue to like the risk-reward of Turkish financials and bank-to-sovereign compression opportunities and resilient fundamental outlook, despite sovereign volatility. Our portfolio additionally seeks exposure to Romanian banks as they are high yielding, up in quality, deposit-taking institutions with governance uplifts.

Across Latin America, we see investment potential in the transport sector, as we find attractive value in select airport names in Mexico and Panama. In Brazil we own a stock exchange, which we believe can generate strong cashflows in periods of market or political volatility, as a result of increased trading volumes. We remain underweight Asia; primarily driven by the benchmark composition versus a view on Asia as a region, as the benchmark contains a significant portion of high quality Asian financials which tend to offer limited compensation (spread) for credit risks. Structurally, we find opportunities in companies which are aligned to secular themes like the energy transition, such as Indian Renewables, which have strong business models and stable long term cash flows, benefitting from increasing demand for clean energy.

We continue to monitor the situation in the China Real Estate sector as we evaluate policy announcement, but overall we are underweight the sector with modest exposure to select issuers. The outlook for the transport sector relative to valuations, is improving, and we find attractive value in select airport and port names. Port exposure has been benefitting from a pick up global trade volumes. We are also overweight select supranational banks, which we believe are structurally undervalued relative to the credit quality of the issuers, as the sector lacks a natural buyer base. Through our integrated ESG analysis we also believe a key contributor to the value proposition of select supranationals is their purpose to promote financial inclusion across regions, which is an important social factor enabling companies in financially less developed countries access to credit at more affordable interest rates.

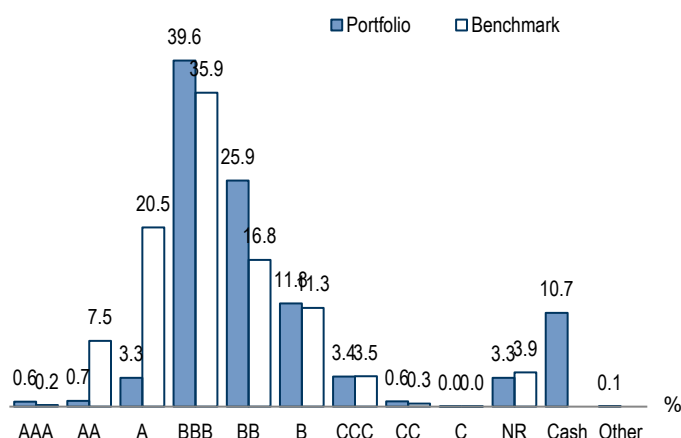
. Source: GSAM, JPMorgan, Bloomberg. **Past performance does not predict future returns.** There is no guarantee that objectives will be met.

Industry Allocations (MV%)



Source: GSAM. As of July 31, 2023

Credit Rating Allocation (MV%)



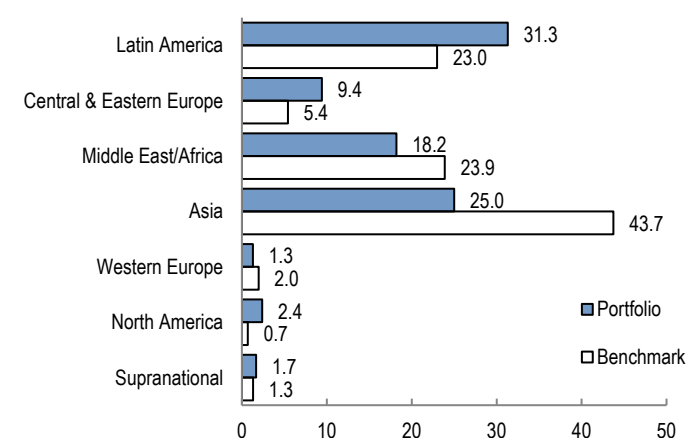
Source: GSAM. As of July 31, 2023

New Issuance

Emerging markets corporate primary issuance failed to recover in July despite improved market sentiment. In fact, July issuance was the slowest month YTD at only \$13bn. Currently YTD volumes stand at \$152bn, representing the lowest level since 2011. Asia has been the most active region with \$76bn issuance YTD, followed by Middle East at \$39bn, Latin America at \$21bn, and EM Europe at \$16bn

Source: JP Morgan. As of July 31, 2023.

Regional Allocations (MV%)



Source: GSAM. As of July 31, 2023

Defaults and Rating Actions

June ended with a total of 34 upgrades and 37 downgrades within the JP Morgan CEMBI Broad Diversified index.

| Rating Action by Region | | |
|-------------------------|----------|------------|
| | Upgrades | Downgrades |
| Africa | 3 | - |
| Asia | 2 | 12 |
| EM Europe | 4 | - |
| Latin America | 23 | 8 |
| Middle East | 1 | - |

Source: JP Morgan. As of July 31, 2023.

. Any mention of an investment decision is intended only to illustrate our investment approach or strategy, and is not indicative of the performance of our strategy as a whole. Any such illustration is not necessarily representative of other investment decisions. Portfolio holdings and/or allocations shown above are as of the date indicated and may not be representative of future investments. The holdings and/or allocations shown may not represent all of the portfolio's investments. Future investments may or may not be profitable. Source: Portfolios and benchmarks are not rated by an independent ratings agency. Goldman Sachs Asset Management may receive credit quality ratings on the underlying securities of portfolios and their respective benchmarks from the three major rating agencies: Standard & Poor's, Moody's and Fitch. Goldman Sachs Asset Management calculates the credit quality breakdown and overall rating for both portfolios and their respective benchmarks according to the client's preferred method or such other method as selected by Goldman Sachs Asset Management in its sole discretion. The applicable method may differ from the method independently used by benchmark providers. Securities that are not rated by all three agencies are reflected as such in the breakdown. For illustrative purposes, Goldman Sachs Asset Management converts all ratings to the equivalent S&P major rating category when reporting the credit rating breakdown. Ratings and portfolio credit quality may change over time. Unrated securities do not necessarily indicate low quality, and for such securities the investment adviser will evaluate the credit quality. GSAM, JPMorgan, Bloomberg. **Past performance does not predict future returns.**

Past Performance Disclosures

| 12-Month Rolling Returns (Annualized) | Portfolio (Gross) | Portfolio (Net) | Index / Benchmark |
|---------------------------------------|-------------------|-----------------|-------------------|
| Aug 01, 2022 - Jul 31, 2023 | 7.66 | 6.18 | 5.59 |
| Aug 01, 2021 - Jul 31, 2022 | (14.82) | (16.02) | (13.54) |
| Aug 01, 2020 - Jul 31, 2021 | 8.14 | 6.66 | 6.44 |
| Aug 01, 2019 - Jul 31, 2020 | 5.45 | 3.96 | 5.20 |
| Aug 01, 2018 - Jul 31, 2019 | 10.26 | 8.71 | 9.60 |
| Aug 01, 2017 - Jul 31, 2018 | 1.26 | (0.18) | 0.51 |
| Aug 01, 2016 - Jul 31, 2017 | 7.75 | 6.26 | 5.97 |
| Aug 01, 2015 - Jul 31, 2016 | 8.49 | 6.90 | 6.99 |
| Aug 01, 2014 - Jul 31, 2015 | 2.62 | 1.08 | 2.33 |
| Aug 01, 2013 - Jul 31, 2014 | 9.87 | 8.25 | 8.67 |

| Calendar Full Year Returns (Annualized) | 2022 | 2021 | 2020 | 2019 | 2018 | 2017 | 2016 | 2015 | 2014 | 2013 |
|---|---------|--------|------|-------|--------|------|-------|------|------|--------|
| Fund (Gross) | (11.95) | 0.69 | 8.79 | 14.60 | (1.61) | 9.55 | 11.39 | 2.05 | 5.51 | 0.57 |
| Fund (Net) | (13.18) | (0.69) | 7.27 | 13.00 | (3.00) | 7.98 | 9.76 | 0.56 | 3.93 | (0.92) |
| Index / Benchmark | (12.26) | 0.91 | 7.11 | 13.09 | (1.65) | 7.96 | 9.62 | 1.30 | 4.96 | (0.60) |

Source: Goldman Sachs Asset Management, JPMorgan, Bloomberg. Index/Benchmark: JPM CEMBI Broad Diversified Index. Performance inception date: 17-May-2011. Mandate: Goldman Sachs Emerging Markets Corporate Bond Portfolio. Fund ID: 7620.

Past performance does not predict future returns.

Risks

- **Market risk** - the value of assets in the Portfolio is typically dictated by a number of factors, including the confidence levels of the market in which they are traded.
- **Contingent Convertible (“Coco”) Bond Risk** - investment in this particular type of bond may result in material losses to the Portfolio based on certain trigger events. The existence of these trigger events creates a different type of risk from traditional bonds and may more likely result in a partial or total loss of value or alternatively they may be converted into shares of the issuing company which may also have suffered a loss in value. Such trigger events may include a reduction in the issuers' capital ratio, determination by a regulator or the injection of capital by a national authority. Investors should be aware that in the event of a financial crisis that action by regulators or the companies themselves may cause concentrations of these trigger events across the Portfolio.
- **Operational risk** - material losses to the Portfolio may arise as a result of human error, system and/or process failures, inadequate procedures or controls.
- **Liquidity risk** - the Portfolio may not always find another party willing to purchase an asset that the Portfolio wants to sell which could impact the Portfolio's ability to meet redemption requests on demand.
- **Exchange rate risk** - changes in exchange rates may reduce or increase the returns an investor might expect to receive independent of the performance of such assets. If applicable, investment techniques used to attempt to reduce the risk of currency movements (hedging), may not be effective. Hedging also involves additional risks associated with derivatives.
- **Custodian risk** - insolvency, breaches of duty of care or misconduct of a custodian or sub-custodian responsible for the safekeeping of the Portfolio's assets can result in loss to the Portfolio.
- **Interest rate risk** - when interest rates rise, bond prices fall, reflecting the ability of investors to obtain a more attractive rate of interest on their money elsewhere. Bond prices are therefore subject to movements in interest rates which may move for a number of reasons, political as well as economic.
- **Credit risk** - The failure of a counterparty or an issuer of a financial asset held within the Portfolio to meet its payment obligations will have a negative impact on the Portfolio.
- **Derivatives risk** - certain derivatives may result in losses greater than the amount originally invested.
- **Counterparty risk** - a party that the Portfolio transacts with may fail to meet its obligations which could cause losses.
- **Emerging markets risk** - emerging markets are likely to bear higher risk due to lower liquidity and possible lack of adequate financial, legal, social, political and economic structures, protection and stability as well as uncertain tax positions.

. Any mention of an investment decision is intended only to illustrate our investment approach or strategy, and is not indicative of the performance of our strategy as a whole. Any such illustration is not necessarily representative of other investment decisions. Source: GSAM, JPMorgan, Bloomberg. **Past performance does not predict future returns.**

Disclosures

General Disclosures

This document has been issued by Goldman Sachs International, authorised by the Prudential Regulation Authority and regulated by the Financial Conduct Authority and the Prudential Regulation Authority.

Documents providing further detailed information about the fund/s, including the articles of association, prospectus, supplement and key investor information document (KIID), annual/semi-annual report (as applicable), and a summary of your investor rights, are available free of charge in English language and as required, in your local language by navigating to your local language landing page via <https://www.gsam.com/content/gsam/ain/en/advisors/literature-and-forms/literature.html> and also from the fund's paying and information agents. If GSAMFSL, the management company, decides to terminate its arrangement for marketing the fund/s in any EEA country where it is registered for sale, it will do so in accordance with the relevant UCITS rules.

Offering Documents

This material is provided at your request for informational purposes only and does not constitute a solicitation in any jurisdiction in which such a solicitation is unlawful or to any person to whom it is unlawful. It only contains selected information with regards to the fund and does not constitute an offer to buy shares in the fund. Prior to an investment, prospective investors should carefully read the latest Key Investor Information Document (KIID) as well as the offering documentation, including but not limited to the fund's prospectus which contains inter alia a comprehensive disclosure of applicable risks. The relevant articles of association, prospectus, supplement, KIID and latest annual/semi-annual report are available free of charge from the fund's paying and information agent and/or from your financial adviser.

Distribution of Shares

Shares of the fund may not be registered for public distribution in a number of jurisdictions (including but not limited to any Latin American, African or Asian countries). Therefore, the shares of the fund must not be marketed or offered in or to residents of any such jurisdictions unless such marketing or offering is made in compliance with applicable exemptions for the private placement of collective investment schemes and other applicable jurisdictional rules and regulations.

Investment Advice and Potential Loss

Financial advisers generally suggest a diversified portfolio of investments. The fund described herein does not represent a diversified investment by itself. This material must not be construed as investment or tax advice. Prospective investors should consult their financial and tax adviser before investing in order to determine whether an investment would be suitable for them.

An investor should only invest if he/she has the necessary financial resources to bear a complete loss of this investment.

Investment Not Insured

Investment into the fund is not insured or guaranteed by any Government agency, including the Federal Deposit Insurance Company, and is not the same as placing funds on deposit with a bank or deposit-taking company. Although the Goldman Sachs money market funds seek to preserve a stable net asset value per share, it is possible to lose money by investing in the funds.

Swing Pricing

Please note that the fund operates a swing pricing policy. Investors should be aware that from time to time this may result in the fund performing differently compared to the reference benchmark based solely on the effect of swing pricing rather than price developments of underlying instruments.

Emerging markets securities may be less liquid and more volatile and are subject to a number of additional risks, including but not limited to currency fluctuations and political instability.

Index Benchmarks

Indices are unmanaged. The figures for the index reflect the reinvestment of all income or dividends, as applicable, but do not reflect the deduction of any fees or expenses which would reduce returns. Investors cannot invest directly in indices.

The indices referenced herein have been selected because they are well known, easily recognized by investors, and reflect those indices that the Investment Manager believes, in part based on industry practice, provide a suitable benchmark against which to evaluate the investment or broader market described herein. The exclusion of "failed" or closed hedge funds may mean that each index overstates the performance of hedge funds generally.

References to indices, benchmarks or other measures of relative market performance over a specified period of time are provided for your information only and do not imply that the portfolio will achieve similar results. The index composition may not reflect the manner in which a portfolio is constructed. While an adviser seeks to design a portfolio which reflects appropriate risk and return features, portfolio characteristics may deviate from those of the benchmark.

Although certain information has been obtained from sources believed to be reliable, we do not guarantee its accuracy, completeness or fairness. We have relied upon and assumed without independent verification, the accuracy and completeness of all information available from public sources.

Views and opinions expressed are for informational purposes only and do not constitute a recommendation by GSAM to buy, sell, or hold any security. Views and opinions are current as of the date of this presentation and may be subject to change, they should not be construed as investment advice.

United Kingdom and European Economic Area (EEA): In the United Kingdom, this material is a financial promotion and has been approved by Goldman Sachs International, which is authorised by the Prudential Regulation Authority and regulated by the Financial Conduct Authority and the Prudential Regulation Authority.

Switzerland: For Qualified Investor use only – Not for distribution to general public. This document is provided to you by Goldman Sachs Bank AG, Zürich. Any future contractual relationships will be entered into with affiliates of Goldman Sachs Bank AG, which are domiciled outside of Switzerland. We would like to remind you that foreign (Non-Swiss) legal and regulatory systems may not provide the same level of protection in relation to client confidentiality and data protection as offered to you by Swiss law. The prospectus, KIID, the articles, the annual and semi-annual reports of the Fund may be obtained free of charge from the Swiss Representative. In respect of the Shares distributed in Switzerland to Qualified Investors, the place of performance and the place of jurisdiction is at the registered office of the Swiss Representative. Swiss Representative: FIRST INDEPENDENT FUND SERVICES LTD, Klausstrasse 33, CH – 8008 Zurich

Paying Agent: GOLDMAN SACHS BANK AG, Claridenstrasse 25, CH-8002 Zurich.

Peru: The [Shares] have not been registered before the Superintendencia del Mercado de Valores (SMV) and are being placed by means of a private offer. SMV has not reviewed the information provided to the investor.

Chile: ESTA OFERTA PRIVADA SE INICIA EL DÍA [INITIAL DATE OF THE OFFER] Y SE ACOGE A LAS DISPOSICIONES DE LA NORMA DE CARÁCTER GENERAL N° 336 DE LA SUPERINTENDENCIA DE VALORES Y SEGUROS, HOY COMISIÓN PARA EL MERCADO FINANCIERO. Esta Oferta Versa Sobre Valores No Inscritos En El Registro De Valores O En El Registro De Valores Extranjeros Que Lleva La Comisión Para El Mercado Financiero, Por Lo Que Tales Valores No Están Sujetos A La Fiscalización De Ésta; Por Tratar De Valores No Inscritos No Existe La Obligación Por Parte Del Emisor De Entregar En Chile Información Pública Respecto De Los Valores Sobre Los Que Versa Esta Oferta; Estos Valores No Podrán Ser Objeto De Oferta Pública Mientras No Sean Inscritos En El Registro De Valores Corresponsiente.

. Any mention of an investment decision is intended only to illustrate our investment approach or strategy, and is not indicative of the performance of our strategy as a whole. Any such illustration is not necessarily representative of other investment decisions. Source: GSAM, JPMorgan, Bloomberg. **Past performance does not guarantee future results, which may vary.**

Past performance does not guarantee future results, which may vary. The value of investments and the income derived from investments will fluctuate and can go down as well as up. A loss of principal may occur.

This material is provided at your request for informational purposes only. It is not an offer or solicitation to buy or sell any securities.

THIS MATERIAL DOES NOT CONSTITUTE AN OFFER OR SOLICITATION IN ANY JURISDICTION WHERE OR TO ANY PERSON TO WHOM IT WOULD BE UNAUTHORIZED OR UNLAWFUL TO DO SO.

Capital is at risk.

Prospective investors should inform themselves as to any applicable legal requirements and taxation and exchange control regulations in the countries of their citizenship, residence or domicile which might be relevant.

This material is provided for informational purposes only and should not be construed as investment advice or an offer or solicitation to buy or sell securities. This material is not intended to be used as a general guide to investing, or as a source of any specific investment recommendations, and makes no implied or express recommendations concerning the manner in which any client's account should or would be handled, as appropriate investment strategies depend upon the client's investment objectives.

Economic and market forecasts presented herein reflect a series of assumptions and judgments as of the date of this presentation and are subject to change without notice. These forecasts do not take into account the specific investment objectives, restrictions, tax and financial situation or other needs of any specific client.

Actual data will vary and may not be reflected here. These forecasts are subject to high levels of uncertainty that may affect actual performance. Accordingly, these forecasts should be viewed as merely representative of a broad range of possible outcomes. These forecasts are estimated, based on assumptions, and are subject to significant revision and may change materially as economic and market conditions change. Goldman Sachs has no obligation to provide updates or changes to these forecasts. Case studies and examples are for illustrative purposes only.

The currency market affords investors a substantial degree of leverage. This leverage presents the potential for substantial profits but also entails a high degree of risk including the risk that losses may be similarly substantial. Such transactions are considered suitable only for investors who are experienced in transactions of that kind. Currency fluctuations will also affect the value of an investment.

High-yield, lower-rated securities involve greater price volatility and present greater credit risks than higher-rated fixed income securities.

This information should not be construed as a current recommendation, research or investment advice. It should not be assumed that investment decisions made in the future will be profitable or will equal the performance of investments discussed in this document. Any mention of an investment decision is intended only to illustrate our investment approach or strategy, and is not indicative of the performance of our strategy as a whole. Any such illustration is not necessarily representative of other investment decisions. A complete list of past recommendations may be available on request.

This material has been prepared by GSAM and is not financial research nor a product of Goldman Sachs Global Investment Research (GIR). It was not prepared in compliance with applicable provisions of law designed to promote the independence of financial analysis and is not subject to a prohibition on trading following the distribution of financial research. The views and opinions expressed may differ from those of Goldman Sachs Global Investment Research or other departments or divisions of Goldman Sachs and its affiliates. This information may not be current and GSAM has no obligation to provide any updates or changes. It should not be relied upon in making an investment decision.

Portfolio Holdings may not be representative of current or future investments. The securities discussed may not represent all of the portfolio's holdings and may represent only a small percentage of the strategy's portfolio holdings. Although certain information has been obtained from sources believed to be reliable, we do not guarantee its accuracy, completeness or fairness. We have relied upon and assumed without independent verification, the accuracy and completeness of all information available from public sources.

This material contains information that pertains to past performance or is the basis for previously-made discretionary investment decisions. This information should not be construed as a current recommendation, research or investment advice. It should not be assumed that any investment decisions shown will prove to be profitable, or that any investment decisions made in the future will be profitable or will equal the performance of investments discussed herein. Any mention of an investment decision is intended only to illustrate our investment approach and/or strategy, and is not indicative of the performance of our strategy as a whole. Any such illustration is not necessarily representative of other investment decisions.

This material has been prepared by Goldman Sachs Asset Management and is not financial research nor a product of Goldman Sachs Global Investment Research (GIR). It was not prepared in compliance with applicable provisions of law designed to promote the independence of financial analysis and is not subject to a prohibition on trading following the distribution of financial research. The views and opinions expressed may differ from those of Goldman Sachs Global Investment Research or other departments or divisions of Goldman Sachs and its affiliates. This information may not be current and Goldman Sachs Asset Management has no obligation to provide any updates or changes. It should not be relied upon in making an investment decision.

Portfolio holdings and/or allocations shown above are as of the date indicated and may not be representative of future investments. The holdings and/or allocations shown may not represent all of the portfolio's investments. Future investments may or may not be profitable.

Confidentiality

No part of this material may, without GSAM's prior written consent, be (i) copied, photocopied or duplicated in any form, by any means, or (ii) distributed to any person that is not an employee, officer, director, or authorized agent of the recipient. This information pertains to past performance or is the basis for previously-made discretionary investment decisions.

© 2023 Goldman Sachs. All rights reserved.

Goldman Sachs Emerging Market Corporate Bond Portfolio: (EMCORP): **Compliance Code : 298416-TMPL-11/2022-1704462, 315515-TMPL-04/2023-1787080**

. Any mention of an investment decision is intended only to illustrate our investment approach or strategy, and is not indicative of the performance of our strategy as a whole. Any such illustration is not necessarily representative of other investment decisions. Source: GSAM, JPMorgan, Bloomberg. **Past performance does not guarantee future results, which may vary.**

This document and the information contained herein, does not constitute, and is not intended to constitute, a public offer of securities in the United Arab Emirates and accordingly should not be construed as such. The securities are only being offered to a limited number of sophisticated investors in the UAE who either (a) an investment fund owned by federal or local government entities in the UAE, (b) an entity whose main object or purpose, or one of its objects, is to invest in securities and its investment in the securities would be for its own account and not for the account of its clients or (c) an investment manager with authority to make and execute investment decisions. The securities have not been approved by or licensed or registered with the Central Bank of the United Arab Emirates, the Securities and Commodities Authority or any other relevant licensing authorities or governmental agencies in the UAE. If you do not understand the contents of this document, you should consult with a financial advisor.

In the United Kingdom, this material is a financial promotion and has been approved by Goldman Sachs International, which is authorised by the Prudential Regulation Authority and regulated by the Financial Conduct Authority and the Prudential Regulation Authority.

. Any mention of an investment decision is intended only to illustrate our investment approach or strategy, and is not indicative of the performance of our strategy as a whole. Any such illustration is not necessarily representative of other investment decisions. Source: GSAM, JPMorgan, Bloomberg. **Past performance does not guarantee future results, which may vary.**