

FUND FACTSHEET

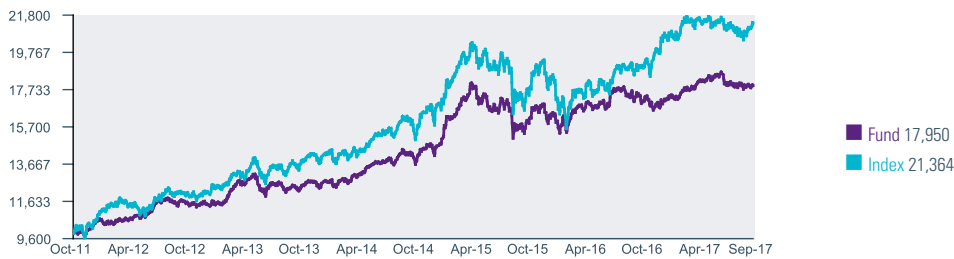
SEYOND GLOBAL MINVARIANCE

SEPTEMBER 2017

FUND HIGHLIGHTS

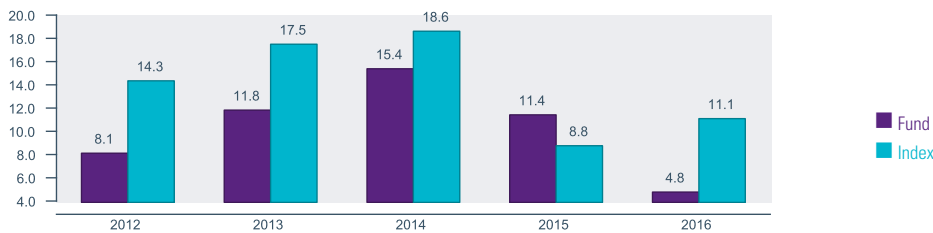
- Invests primarily in Global companies around the world.
- Aims to offer attractive risk-adjusted returns through a model-based approach to risk reduction with a discretionary leeway.
- Seeks to construct a diversified portfolio of stocks that demonstrate low volatility and low correlation to each other.
- Seeks to provide a complementary solution to pure fundamental stock picking strategies.

GROWTH OF 10,000 (EUR)



The performance indicated for the fund before its inception, for the period from 17/10/2011 (share class H-I : 30/07/2012) to 19/12/2013 is based on the historic performance of Seeyond Global MinVariance, FCP collective investment fund under French law, registered with AMF, the financial market authority, and managed by the same management company using the same investment process. This performance has been adjusted to show the various charges applicable to the fund as accurately as possible.

CALENDAR YEAR RETURNS %



TOTAL RETURNS	Fund %	Index %
1 month	-0.09	2.51
3 months	-0.70	1.48
Year to date	4.38	4.61
1 year	3.16	12.79
3 years	25.38	32.50
5 years	53.51	76.84
Since inception	79.50	113.64

ANNUALISED PERFORMANCE (Month End)	Fund %	Index %
3 years	7.83	9.83
5 years	8.95	12.08
Since inception	10.32	13.59

RISK MEASURES	1 year	3 years	5 years
Fund Standard Deviation	6.93	11.16	9.98
Index Standard Deviation	10.40	15.58	13.81
Tracking error	7.68	8.19	7.13
Alpha	-2.30	1.83	1.40
Beta	0.45	0.62	0.63
Fund Sharpe ratio	0.50	0.70	0.87
Index Sharpe ratio	1.19	0.62	0.83
Fund Max. Drawdown (%)	5.32	20.08	20.08
Reference Index Max. Drawdown (%)	6.4	30.2	30.2

ANNUALISED PERFORMANCE (quarter end)	Fund %	Index %
1 year	3.10	12.91
3 years	7.95	9.90
5 years	8.95	12.08
Since inception	10.33	13.60

The figures provided refer to performance in past years. Past performance is not a reliable indicator of future performance. Some recent performance may be lower or higher. As the value of the capital and the returns change over time (notably due to currency fluctuations), the repurchase price of the shares can be higher or lower than their initial price. The performance indicated is net of all charges applying to the fund but does not account for sale commissions, taxation or paying agent fees, and assumes that dividends if any are reinvested. Taking such fees or commissions into account would lower the returns. The performance of other share classes would be higher or lower based on the differences between the fees and the entry charges. In the periods where certain share classes are not subscribed or not yet created (inactive share classes), performance is calculated based on the actual performance of an active share class of the fund whose characteristics are considered by the management company as being closest to the inactive share class concerned, after adjusting it for the differences between the total expense ratios (TER), and converting any net asset value of the active share class in the currency in which the inactive share class is listed. The performance given for the inactive share class is the result of a calculation provided for information. Please read the important information given in the additional notes on pages 4 and 5 of this document.

SHARE CLASS: R (EUR)

ABOUT THE FUND

Investment Objective

To outperform the MSCI World All Countries Index, with net dividends reinvested (its "benchmark index") over a minimum recommended investment period of five years, while keeping volatility low.

Overall Morningstar Rating TM

★★★ | 31/08/2017

Morningstar category TM

Global Large-Cap Blend Equity

Reference Index

MSCI AC WORLD INDEX DNR €

FUND CHARACTERISTICS

Legal structure :	Lux. UCITS with Sub-funds
Share Class Inception	19/12/2013
Valuation Frequency :	Daily
Custodian :	CACEIS BANK, LUXEMBOURG BRANCH
Currency	EUR
Cut off time (Paris time, at Caceis Bank)	13h30 D
AuM	EURm 300.9
Recommended investment period	> 5 years
Investor Type	Retail

AVAILABLE SHARE CLASSES

Share Class	ISIN	Bloomberg
R/A (EUR)	LU0935231216	NATMVMR LX

RISK & REWARD PROFILE

Lower risk Higher risk
Typically lower rewards Typically higher rewards

1	2	3	4	5	6	7
---	---	---	---	---	---	---

The Sub-fund is ranked 5 on the synthetic risk and reward indicator scale, which is based on historical data. Due to its investment policy, the sub-fund is mainly exposed to the following risks :

- Capital loss
- Equity securities
- Small and Mid Capitalization companies
- Emerging markets
- Exchange rates
- Geographic and Portfolio concentration
- Financial Derivatives instruments
- Counterparty
- Changes in law and/or tax regimes

Please refer to page 4 for additional detail on risks.

Seeyond Global Minvariance

PORTFOLIO ANALYSIS AS OF 29/09/2017

TOP 10 HOLDINGS	Fund %
FRANCO NEVADA	1.9
THALES	1.7
PARTNERS GROUP HLG	1.6
YAMADA DENKI Y50	1.6
INTACT FINANCIAL COR	1.6
NN GROUP NA EUR	1.6
DASSAULT AVIATION	1.6
RTL GROUP S.A. NPV	1.5
TENAGA NASIONAL	1.4
SPARK NEW ZEALAND LT	1.4
Total	15.9
Total number of holdings in portfolio	114

SECTOR BREAKDOWN	Fund %	Index %
Financials	18.6	18.7
Industrials	14.8	10.7
Consumer Staples	10.6	8.8
Telecommunication	10.5	3.2
Health Care	8.9	11.2
Consumer Discretionary	8.7	12.0
Utilities	7.5	3.1
Materials	7.3	5.3
Real Estate	6.8	3.1
Information Technology	4.3	17.6
Energy	2.0	6.4
Cash	0.2	0.0

MSCI Breakdown

ASSET ALLOCATION	Fund %
Equities	99.8
Cash	0.2
Total	100.0

in % of AuM

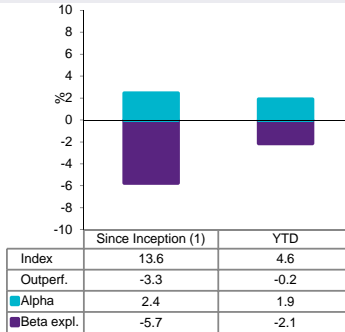
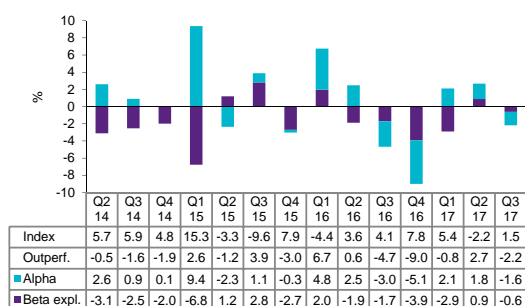
CURRENCY BREAKDOWN	Fund %
Other currencies	18.8
Euro	18.2
US Dollar	15.3
Japan Yen	12.9
Swiss Franc	10.4
Canadian Dollar	7.4
Malaysian Ringgit	6.2
New Israeli Sheqel	4.3
Baht	3.4
Pound Sterling	3.1

in % of AuM incl. Forwards

GEOGRAPHICAL BREAKDOWN BY COUNTRY	Fund %	Index %
United States	15.2	52.0
Japan	12.8	7.6
Switzerland	10.4	2.7
France	7.8	3.5
Canada	7.4	3.2
Malaysia	6.2	0.3
Israel	4.3	0.2
Thailand	3.4	0.3
Hungary	3.1	0.0
United Kingdom	3.1	6.0
Other countries / Treasury	26.3	24.2

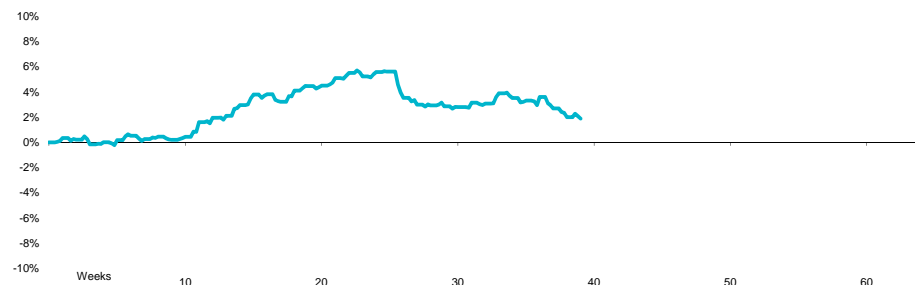
Specific Outperformance Attribution

Outperformance = Alpha + (Beta-1) x Index

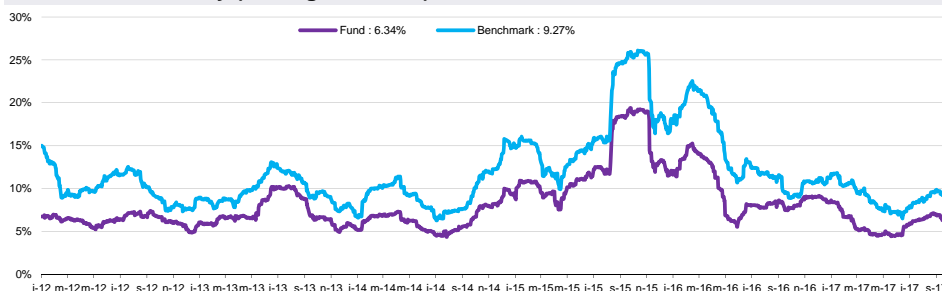


(1) Annualised data

YTD Alpha



Annualised Volatility (Rolling 3 Months)



SHARE CLASS: R (EUR)

FEES & CODES

All-in-Fee	1.80%
Max. Sales Charge	4.0%
Redemption Charge	-
Minimum Investment	-
NAV (29/09/2017)	179.5 EUR

MANAGEMENT

Management Company : NATIXIS ASSET MANAGEMENT

Investment Manager

Natixis Asset Management offers a wide range of expertise across asset classes denominated mainly in euros and other currencies.

In volatile markets in which trends have been depleted, Natixis AM's volatility management and structured product investment division, Seeyond, is convinced it is more efficient to exploit market volatility to generate value rather than invest according to return forecasts that are sometimes inaccurate and often unstable. The team thus uses market variability and dispersion to generate performance and focus on risk management to construct portfolios tailored to a more complex environment. Comprising 35 investment experts, this investment division manages €15.86 billion as at 30.06.2017.

Headquarters Paris
Founded 1984

Assets Under Management (Billion) US \$ 419.12/€ 367.46 (30/06/2017)

Portfolio Managers

Juan-Sebastian Caicedo, CFA : began investment career in Natixis AM in 2009 ; has managed the sub-fund since 2010; graduated from ESCP Europe.

Nicolas Just, CFA : began investment career in 1994 joined Natixis AM in 2008; has managed the sub-fund since 2010; graduated from MBA, CEMS (Management), HEC Paris..

INFORMATION

Prospectus Enquiries

E-mail nam-service-clients@am.natixis.com

Growth of 10,000

The graph compares the growth of 10,000 in a fund with that of an index. The total returns are not adjusted to reflect sales charges or the effects of taxation, but are adjusted to reflect actual ongoing fund expenses, and assume reinvestment of dividends and capital gains. If adjusted, sales charges would reduce the performance quoted. The index is an unmanaged portfolio of specified securities and cannot be invested in directly. The index does not reflect any initial or ongoing expenses. A fund's portfolio may differ significantly from the securities in the index. The index is chosen by the fund manager.

Risk Measures

The risk and reward indicator is shown as a scale of 1 to 7 representing the levels of risk and rewards in increasing order that enables you to assess the potential performance of a fund compared to the risk it represents. The general calculation method of this regulatory indicator is based on the annualized past volatility of the fund, calculated from weekly returns over a five-year period. This indicator is monitored regularly and may vary.

Portfolio Statistics

Volatility

Extent of change of a security or stock, fund, market or index over a given period. High volatility is indicative of a significant change in the share price, and therefore the risk associated with the security is high.

Information ratio

Indicator of the outperformance of the manager (with respect to the benchmark), given the additional risk taken by the manager with respect to the same index (fund's tracking error). The higher the value, the better the fund.

Tracking error

Measurement of the relative risk taken by a fund with respect to its benchmark.

Sharpe ratio

Outperformance indicator of a product with respect to a risk-free rate, given the risk accepted (product volatility). The higher the value, the better the fund.

Alpha

A fund's outperformance relative to its benchmark, expressed as a percentage. It is an indicator of the manager's ability to create value, excluding market effects. Thus, the higher the alpha, the better the fund's performance relative to its benchmark.

Beta

Measurement of a fund's sensitivity to market movements (as represented by its benchmark). A beta of over 1 indicates that the fund amplifies movements in its reference market on both the upside and downside. Conversely, a beta of under 1 means that the fund tends to react less than its reference market.

© 2017 Morningstar. All Rights Reserved.

The information, data, analyses and opinions ("Information") contained herein

(1) include Morningstar's confidential and proprietary information (2) may not be copied or redistributed,

(3) do not constitute investment advice

(4) are provided solely for informational purposes

(5) are not warranted to be complete, accurate or timely and

(6) are drawn from fund data published on various dates.

The information is provided to you at your own risk. Morningstar is not responsible for any trading decisions, damages or other losses related to the Information or its use. Please verify all of the Information before using it and don't make any investment decision except upon the advice of a professional financial adviser.

Past performance is no guarantee of future results.

The value and income derived from investments can go up or down.

The Morningstar rating applies to funds having at least 3 years of history. It takes into account subscription fee, the yield without risk and the standard deviation to calculate for every fund its ratio MRAR (Morningstar Risk Adjust Return). Funds are then classified in decreasing order by MRAR: first 10 per cent receive 5 stars, the following 22,5 % 4 stars, the following 35 % 3 stars, following 22,5 % 2 stars, the last 10 % receive 1 star. Funds are classified within 180 European categories.



Special Risk Considerations

The specific risks of investing in the Sub-Fund are linked to:

- Capital loss
- Equity securities
- Small and Mid Capitalization Companies
- Exchange rates
- Geographic and Portfolio concentration
- Financial Derivatives Instruments
- Counterparty
- Changes in laws and/or tax regimes

The global risk exposure of the Sub-Fund is managed through the use of the "Commitment Approach" method described under "Use of Derivatives, Special Investment and Hedging Techniques"- "Global Risk Exposure".

For a complete description of these risks, please refer to the chapter entitled "Principal Risks" in the prospectus. This same chapter also describes the other risks linked to an investment into the Sub-Fund.

The fund is a sub-fund of Natixis AM Funds, an investment company with variable capital (SICAV open-ended collective investment scheme) under Luxembourg law, approved by the supervisory authority (CSSF) as a UCITS domiciled at the address 5, allée Scheffer L-2520 Luxembourg - Business registration RCS Luxembourg B 177509.

Natixis Asset Management, subsidiary of Natixis Global Asset Management, is a French asset manager approved by the French market regulator, AMF (number GP90009).

The distribution of this document may be limited in some countries. The fund cannot be sold in all jurisdictions; the local supervisory authority may limit the offering and the sale of its shares exclusively to certain types of investors.

The tax treatment for the shares or fund units held, acquired or sold depends on the status or the tax treatment of each investor, and may change. Please contact your financial advisor if you have any questions. Your financial advisor is responsible for ensuring that the offer and the sale of the shares in the fund comply with the governing national laws.

The fund may not be offered or sold in the USA, to citizens or residents of the USA, or in any other country or jurisdiction where it would be unlawful to offer or sell the fund.

This document is provided for information purposes only. The investment processes and themes as well as the portfolio characteristics and interests are valid on the specified date and may be modified. References to a ranking, rating or award are not a guarantee of future performance and fluctuate over time. This document is not a prospectus and does not constitute an offer of shares. The information contained in this document may be updated occasionally and may differ from the information in the earlier or future versions of this document.

For more detailed information about this fund, as well as the charges, expenditure and risks, please contact your financial advisor to obtain, free of charge, a full prospectus, a Key Investor Information Document, a copy of the articles of association, half-yearly and annual reports and/or other documents and translations required in your jurisdiction. To find a financial advisory in your jurisdiction, please contact nam-service-clients@am.natixis.com

If the fund is registered in your jurisdiction, these documents may also be obtained free of charge from the Natixis Asset Management offices (www.nam.natixis.com) and the payer agents/representatives mentioned herebelow. **Please read the prospectus and Key Investor Information carefully before investing.**

Germany: CACEIS Bank Deutschland GmbH, Lilienthalallee 34 - 36, D-80939 München, Germany

UK: SOCIÉTÉ GÉNÉRALE LONDON BRANCH, SOCIÉTÉ GÉNÉRALE SECURITIES SERVICES CUSTODY LONDON, 9th Floor Exchange House 12 Primrose Street, EC2A 2EG London

Belgium: CACEIS Belgium SA, Avenue du Port 86 C b320 B-1000 Brussels

France: CACEIS Bank France, 1-3, Place Valhubert 75013 Paris

Italy: STATE STREET Bank S.P.A., Via Ferrante Aporti, 10 20125 Milan

ALL FUNDS Bank S.A., Via Santa Margherita 7, 20121 Milano

Luxembourg: CACEIS BANK Luxembourg, 5, allée Scheffer L-2520 Luxembourg

Netherlands: CACEIS Netherlands N.V., De Ruyterkade 6-i 1013 AA Amsterdam

Singapore: Natixis Asset Management Asia Limited, One Marina Boulevard #28-00 Singapore 018989 ; Principal place of business: 1 Robinson Road #20-02 AIA Tower Singapore 048542

Republic of Austria: RAIFFEISEN BANK INTERNATIONAL AG, Am Stadtpark 9, A-1030 Vienna, Republic of Austria

Switzerland: RBC Investor Services Bank S.A., Esch-sur-Alzette, Zurich Branch, Badenerstrasse 567, P.O. Box 101, CH-8048 Zurich

- In the E.U. (outside of the UK) Provided by NGAM S.A. or one of its branch offices listed below. NGAM S.A. is a Luxembourg management company that is authorized by the Commission de Surveillance du Secteur Financier and is incorporated under Luxembourg laws and registered under n. B 115843. Registered office of NGAM S.A.: 2, rue Jean Monnet, L-2180 Luxembourg, Grand Duchy of Luxembourg.

France: NGAM Distribution (n.509 471 173 RCS Paris). Registered office: 21 quai d'Austerlitz, 75013 Paris.

Italy: NGAM S.A., Succursale Italiana (Bank of Italy Register of Italian Asset Management Companies no 23458.3). Registered office: Via Larga, 2 - 20122, Milan, Italy.

Germany: NGAM S.A., Zweigniederlassung Deutschland (Registration number: HRB 88541). Registered office: Im Trutz Frankfurt 55, Westend Carrée, 7. Floor, Frankfurt am Main 60322, Germany.

Netherlands: NGAM, Nederlands filiaal (Registration number 50774670). Registered office: World Trade Center Amsterdam, Strawinskylaan 1259, D-Tower, Floor 12, 1077 XX Amsterdam, the Netherlands.

Sweden: NGAM, Nordics Filial (Registration number 516405-9601 - Swedish Companies Registration Office). Registered office: Kungsgatan 48 5tr, Stockholm 111 35, Sweden.

Spain: NGAM, Sucursal en España. Registered office: Torre Colon II - Plaza Colon, 2 - 28046 Madrid, Spain.

- In Switzerland Provided by NGAM, Switzerland Sàrl. Rue du Vieux Collège 10, 1204 Geneva, Switzerland or its representative office in Zurich, Schweizergasse 6, 8001 Zürich.

- In the U.K. Provided by NGAM UK Limited, authorized and regulated by the Financial Conduct Authority (register no. 190258). Registered Office: NGAM UK Limited, One Carter Lane, London, EC4V 5ER.

- In Australia Provided by NGAM Australia Pty Limited (ABN 60 088 786 289) (AFSL No. 246830) and is intended for the general information of financial advisers and wholesale clients only.

- In the DIFC Distributed in and from the DIFC financial district to Professional Clients only by NGAM Middle East, a branch of NGAM UK Limited, which is regulated by the DFSA. Related financial products or services are only available to persons who have sufficient financial experience and understanding to participate in financial markets within the DIFC, and qualify as Professional Clients as defined by the DFSA. Registered office: Office 603 - Level 6, Currency House Tower 2, PO Box 118257, DIFC, Dubai, United Arab Emirates.

- In Singapore Selected funds are registered for offers under Sections 304 and 305 of the Securities and Futures Act, Chapter 289 of Singapore, and the prospectus together with the "Important Information for Singapore Investors" must at all times accompany this document. Issued by NGAM Singapore (name registration no.53102724D), a division of Natixis Asset Management Asia Limited (company registration no.199801044D) which is licensed by the Monetary Authority of Singapore to conduct fund management in Singapore.

- In Hong Kong Provided by NGAM Hong Kong Limited to institutional/ corporate professional investors only.

- In Taiwan Provided by NGAM Securities Investment Consulting Co., Ltd., a Securities Investment Consulting Enterprise regulated by the Financial Supervisory Commission of the R.O.C. Registered address: 16F-1, No. 76, Section 2, Tun Hwa South Road, Taipei, Taiwan, Da-An District, 106 (Ruextex Financial Building II), R.O.C., license number 2012 FSC SICE No. 039, Tel. +886 2 2784 5777.

- In New Zealand This document is intended for the general information of New Zealand wholesale investors only. This is not a regulated offer for the purposes of the Financial Markets Conduct Act 2013 (FMCA) and is only available to New Zealand investors who have certified that they meet the requirements in the FMCA for wholesale investors. NGAM Australia Pty Limited is not a registered financial service provider in New Zealand.

- In the United States Provided by NGAM Distribution L.P. 888 Boylston St. Boston, MA 02199.

For U.S. financial advisors who do business with investors who are not U.S. Person (as that term is used in Regulation S under the Securities Act of 1933) or persons otherwise present in the U.S. It may not be redistributed to U.S. Persons or persons present in the U.S. Natixis Global Asset Management consists of Natixis Global Asset Management, S.A., NGAM Distribution, L.P., NGAM Advisors, L.P., NGAM S.A., and NGAM S.A.'s business development units across the globe, each of which is an affiliate of Natixis Global Asset Management, S.A. The affiliated investment managers and distribution companies are each an affiliate of Natixis Global Asset Management, S.A.

- In Uruguay Provided by NGAM Uruguay S.A., a duly registered investment advisor, authorised and supervised by the Central Bank of Uruguay. Office: San Lucar 1491, oficina 102B, Montevideo, Uruguay, CP 11500. The sale or offer of any units of a fund qualifies as a private placement pursuant to section 2 of Uruguayan law 18,627.

- In Chile Esta oferta privada se acoge a la Norma de Carácter General N°336 de la SVS de Chile.

- In Colombia Provided by NGAM S.A. Oficina de Representación (Colombia) to professional clients for informational purposes only as permitted under Decree 2555 of 2010. Any products, services or investments referred to herein are rendered exclusively outside of Colombia.

- In Mexico Provided by NGAM Mexico, S. de R.L. de C.V., which is not a regulated financial entity with the Comisión Nacional Bancaria y de Valores or any other Mexican authority. This material should not be considered an offer of securities or investment advice or any regulated financial activity. Any products, services or investments referred to herein are rendered exclusively outside of Mexico.

- In Latin America Provided by NGAM S.A.