

UBS Strategy Fund Income Sustainable EUR P-dist

Fund Fact Sheet

UBS Asset Allocation Funds > UBS Strategy Funds > Income

Fund description

- The actively managed fund invests globally in a diversified range of bonds, mainly high-quality bonds, money market instruments and equities.
- Investments are clearly focused on bonds.
- Foreign currencies are largely hedged versus the reference currency. Nevertheless, an active currency strategy is applied if opportunities are seen.
- The fund is based on UBS's investment policy, the UBS House View.

Please see additional information on the following page.


For further information, please see the Key Investor Information Document (KIID) available at: www.ubs.com/espanafondos.

| | |
|--|---|
| Name of fund | UBS (Lux) Strategy SICAV - Income Sustainable (EUR) |
| Share class | UBS (Lux) Strategy SICAV - Income Sustainable (EUR) P-dist |
| ISIN | LU0994669793 |
| Bloomberg | USSIEPD LX |
| Currency of fund / share class | EUR/EUR |
| Launch date | 28.01.2014 |
| Issue/redemption | daily |
| Swing pricing | yes |
| Accounting year end | 31 May |
| Theoretical yield to maturity (gross) ¹ | 4.94% |
| Modified duration | 3.76 |
| Distribution | August |
| Last distribution 04.08.2023 | EUR 0.35 |
| Management fee p.a. | 1.04% |
| Entry charge (max.) | 4.00% |
| Exit charge (max.) | 0.00% |
| Conversion fee (max.) | 4.00% |
| Performance fee | none |
| Ongoing costs p.a. ² | 1.42% |
| Name of the Management Company | UBS Fund Management (Luxembourg) S.A., Luxembourg |
| Fund domicile | Luxembourg |
| SFDR Classification | Art.8 |
| Overall Morningstar Rating | ★★ |
| Morningstar Sustainability rating ³ |  |

¹ The theoretical yield to maturity, refers to the fixed-income part of the portfolio.

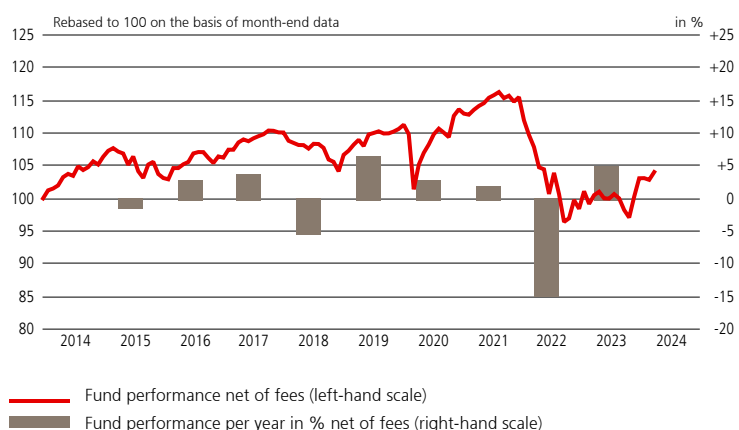
² As at 27.03.2024, without transaction costs

³ As of 31.10.2023



A category 1 rating should not be construed as indicating that the investment is free of any risk.

Performance (basis EUR, net of fees)¹



Past performance is not a reliable indicator of future results.

| in % | 1 year | 3 years | 5 years | Ø p.a. 3 years | Ø p.a. 5 years |
|------------|--------|---------|---------|----------------|----------------|
| Fund (EUR) | 3.52 | -8.38 | -3.86 | -2.87 | -0.79 |

The performance shown does not take account of any commissions, entry or exit charges.

¹ These figures refer to the past. **If the currency of a financial product, financial service or its costs is different from your reference currency, the return and/or costs can increase or decrease as a result of currency fluctuations.** Source for all data and chart (if not indicated otherwise): UBS Asset Management.

"The fund has been repositioned with effect of 15.11.2021. The name changed on 15.11.2021 from UBS (Lux) Strategy SICAV - Income (EUR) to UBS (Lux) Strategy SICAV - Income Sustainable (EUR)."

Fund statistics

| | |
|--|-------|
| Net asset value (EUR, 28.03.2024) | 94.82 |
| Last 12 months (EUR) – high | 94.88 |
| – low | 88.21 |
| Total fund assets (EUR m) (28.03.2024) | 44.46 |
| Share class assets (EUR m) | 6.62 |

| | 3 years | 5 years |
|-------------------------|---------|---------|
| Volatility ¹ | | |
| – Fund | 6.62% | 6.85% |
| Sharpe ratio | -0.63 | -0.20 |
| Risk free rate | 1.31% | 0.61% |

¹ Annualised standard deviation

For more information

Phone: +34-917-457 000

Internet: www.ubs.com/espanafondos

Contact your client advisor

Before making any investment decisions, we recommend that you read the Key Investor Information Document (KIID) and Prospectus, which are available at: www.ubs.com/espanafondos.

Morningstar Sustainability Rating™



As of 31.10.2023

UBS Strategy Fund Income Sustainable EUR P-dist

Investment instruments and currencies (%)

| | Cash + Bonds ¹ | Equities | Total | Total ² |
|-------|---------------------------|----------|-------|--------------------|
| AUD | 0.1 | 0.1 | 0.2 | 2.0 |
| CAD | 0.0 | 0.2 | 0.2 | 0.0 |
| CHF | 0.0 | 0.3 | 0.3 | -2.0 |
| CNY | 0 | 0.6 | 0.6 | 0.5 |
| CZK | 0 | 0.0 | 0.0 | 0.0 |
| EUR | 21.3 | 7.2 | 28.5 | 95.4 |
| GBP | 0.3 | 0.5 | 0.8 | -1.0 |
| HKD | 0 | 0.0 | 0.0 | 0.0 |
| JPY | 0 | 0.6 | 0.6 | -0.1 |
| PLN | 0.1 | 0.0 | 0.1 | 0.2 |
| SGD | 0 | 0.0 | 0.0 | -0.1 |
| USD | 60.2 | 6.1 | 66.3 | -2.0 |
| DIV | 0.0 | 2.4 | 2.4 | 7.1 |
| Total | 82.0 | 18.0 | 100.0 | 100.0 |

¹ of which: 5.18% high-yield bonds, 3% emerging market bonds

² incl. currency hedging

5 largest equity positions (%)¹

| | Fund |
|-------------------------------------|------|
| ASML Holding NV | 0.4 |
| LVMH Moët Hennessy Louis Vuitton SE | 0.3 |
| Iberdrola SA | 0.3 |
| Microsoft Corp | 0.3 |
| SAP SE | 0.3 |

¹ This is not a recommendation to buy or sell any security

5 largest bond issuers (%)¹

| | Fund |
|--|------|
| International Bank for Reconstruction & Developmen | 27.2 |
| Asian Development Bank | 3.1 |
| Inter-American Development Bank | 3.0 |
| European Bank for Reconstruction & Development | 1.2 |
| Bank of America Corp | 0.9 |

¹ This is not a recommendation to buy or sell any security

Benefits

The fund offers the investor straightforward and convenient access to UBS House View, which draws on the professional insights of UBS investment specialists worldwide. Investors benefit globally from diversified market opportunities in the area of bonds and equities. In addition to high-quality bonds, investments can also be made in other bond segments.

The weighting of the different asset classes is maintained within a specific range in order to take account of the fund's risk profile.

The fund is attractive for cautious investors who focus on interest and dividends, but who are also prepared to take on additional risks in order to generate capital gains.

Additional information

- This fund promotes environmental and social characteristics and falls under SFDR Article 8(1).
- The fund invests without any benchmark restrictions. The performance of the fund is not benchmarked against an index.

Risks

The fund invests globally in bonds of varying credit quality, money market securities and to a lesser extent in equities and may therefore be subject to fluctuations in value. The fund may use derivatives which can reduce investor risks or give rise to additional risks (inter alia the counterparty risk). The value of a unit may fall below the purchase price. This requires an elevated risk tolerance and capacity. Every fund exhibits specific risks, a description of these risks can be found in the prospectus.

Warning: this fund can invest a percentage of 100% in low credit quality fixed income issues, so it has a very high credit risk.

UBS Strategy Fund Income Sustainable EUR P-dist

Please note the following information about the Morningstar Ratings: © 2024 Morningstar. All Rights Reserved. The information contained herein: (1) is proprietary to Morningstar and/or its content providers; (2) may not be copied or distributed; and (3) is not warranted to be accurate, complete or timely. Neither Morningstar nor its content providers are responsible for any damages or losses arising from any use of this information. Past performance is no guarantee of future results. For more detailed information about Morningstar's Sustainability, including its methodology, please go to: https://www.morningstar.com/content/dam/marketing/shared/Company/Trends/Sustainability/Detail/Documents/SustainabilityRatingMethodology2019.pdf?cid=AEM_RED00016

Please note that additional fees (e.g. entry or exit fees) may be charged. Please refer to your financial adviser for more details. Investors should read the Key Information Document, Prospectus and any applicable local offering document prior to investing and to get complete information of the risks. Investors are acquiring units or shares in a fund, and not in a given underlying asset such as building or shares of a company. For a definition of financial terms refer to the glossary available at www.ubs.com/am-glossary.

For marketing and information purposes by UBS. UBS funds under Luxembourg law. Arrangements for marketing fund units mentioned in this document may be terminated at the initiative of the management company of the fund(s). CNMV registration number: UBS (Lux) Strategy Sicav 864. Prospectuses, key information document (KID) where applicable, the articles of association or the management regulations as well as annual and semi-annual reports are available for the purpose of inspection and obtaining copies thereof in a language required by the local applicable law free of charge at UBS Europe SE, sucursal en España, MARÍA DE MOLINA Nº 4, E-28006 MADRID / AVENIDA DIAGONAL Nº 640, 2º A, E-08017 BARCELONA / FERNÁNDEZ Y GONZÁLEZ Nº 2, PLANTA PRINCIPAL, E-41001 SEVILLA / C/ROGER DE LAURIA Nº 7, 1ª PLANTA, E-46002 VALENCIA / COSO Nº 33, 5º A, E-50003 ZARAGOZA, CANTÓN PEQUEÑO 15, 4º, E-15003 A CORUÑA and online at www.fundinfo.com. The product described herein aligns to Article 8 Regulation (EU) 2019/2088 on sustainability-related disclosures in the financial services sector. Information on sustainability-related aspects pursuant to that regulation can be found on www.ubs.com/funds. Before investing in a product please read the latest prospectus and key information document carefully and thoroughly. Any decision to invest should take into account all the characteristics or objectives of the fund as described in its prospectus, or similar legal documentation. Investors are acquiring units or shares in a fund, and not in a given underlying asset such as building or shares of a company. The information and opinions contained in this document have been compiled or arrived at based upon information obtained from sources believed to be reliable and in good faith, but is not guaranteed as being accurate, nor is it a complete statement or summary of the securities, markets or developments referred to in the document. Members of the UBS Group may have a position in and may make a purchase and / or sale of any of the securities or other financial instruments mentioned in this document. Units of UBS funds mentioned herein may not be eligible for sale in all jurisdictions or to certain categories of investors and may not be offered, sold or delivered in the United States. The information mentioned herein is not intended to be construed as a solicitation or an offer to buy or sell any securities or related financial instruments. Past performance is not a reliable indicator of future results. The calculated performance takes all costs on the fund level into consideration (ongoing costs). The entry and exit costs, which would have a negative impact on the performance, are not taken into consideration. If whole or part of the total costs to be paid is different from your reference currency, the costs may increase or decrease as a result of currency and exchange rate fluctuations. Commissions and costs have a negative impact on the investment and on the expected returns. If the currency of a financial product or financial service is different from your reference currency, the return can increase or decrease as a result of currency and exchange rate fluctuations. This information pays no regard to the specific or future investment objectives, financial or tax situation or particular needs of any specific recipient. Future performance is subject to taxation which depends on the personal situation of each investor and which may change in the future. The details and opinions contained in this document are provided by UBS without any guarantee or warranty and are for the recipient's personal use and information purposes only. This document may not be reproduced, redistributed or republished for any purpose without the written permission of UBS Asset Management Switzerland AG or a local affiliated company. Source for all data and charts (if not indicated otherwise): UBS Asset Management. A summary of investor rights in English can be found online at www.ubs.com/funds. More explanations of financial terms can be found at www.ubs.com/am-glossary. © UBS 2024. The key symbol and UBS are among the registered and unregistered trademarks of UBS. All rights reserved.

UBS Strategy Fund Income Sustainable EUR

ESG Report

ESG is an abbreviation for Environmental, Social and Governance (factors). These factors are used to evaluate companies and countries on how advanced they are with respect to sustainability. Once sufficient data on these factors are available, they can be used to assess and compare assets and also to inform the investment process when deciding what assets to buy, hold or sell.

ESG Performance

The fund seeks to select companies that focus on environmental, social, and/or governance topics. The following illustrations show the fund's performance against sustainability criteria that are either explicitly part of the fund's ESG objectives or are included in the investment process.

UBS AM sustainability approaches applied

- | | | |
|---|---|--|
| <input checked="" type="checkbox"/> Exclusion | <input checked="" type="checkbox"/> ESG Integration | <input checked="" type="checkbox"/> SI Focus |
| <input type="checkbox"/> Impact | <input type="checkbox"/> Voting | <input checked="" type="checkbox"/> Engagement program |

Source: UBS Asset Management

ESG details of top 5 positions (equities and fixed income)

(in % of fund assets under management)

| Holding (equities) | Weight | ESG Score |
|-------------------------------------|--------|-----------|
| ASML Holding NV | 0.4 | 8.9 |
| LVMH Moet Hennessy Louis Vuitton SE | 0.3 | 7.4 |
| Iberdrola SA | 0.3 | 7.7 |
| Microsoft Corp | 0.3 | 8.1 |
| SAP SE | 0.3 | 9.0 |

| Holding (fixed income) | Weight | ESG Score |
|--|--------|-----------|
| International Bank for Reconstruction & Developmen | 27.2 | 8.3 |
| Asian Development Bank | 3.1 | 7.9 |
| Inter-American Development Bank | 3.0 | 8.5 |
| European Bank for Reconstruction & Development | 1.2 | 7.1 |
| Bank of America Corp | 0.9 | 5.4 |

Source: UBS AG

UBS ESG Consensus Score, scaled (holding-weighted average 0-10)



7.3

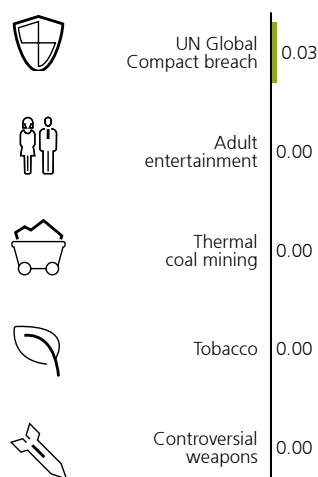
Fund

Fund actual data coverage: 98%

Source: UBS AG

Controversy check

(in % of fund AuM)¹



■ Fund

¹ Assets under Management

Source: MSCI ESG Research

UBS Strategy Fund Income Sustainable EUR

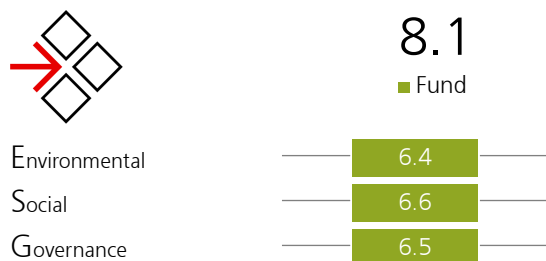
ESG Report

ESG Transparency

This page provides transparency on key sustainability metrics that may be of interest to investors but are not part of the fund's investment process. The following metrics inform investors more broadly on their exposure to selected ESG topics.

MSCI ESG scores, scaled

(holding-weighted average 0-10)



Fund actual data coverage: 98%

Source: MSCI ESG Research

Weighted average carbon intensity, scaled - Corporate issuers

(tCO₂ equivalent per USD million sales)



Fund

Fund actual data coverage: 97%

Source: MSCI ESG Research

Carbon footprint, scaled - Corporate issuers

(tCO₂ equivalent per USD million invested)



Fund

Fund actual data coverage: 53%

Source: MSCI ESG Research

External fund ratings¹

MSCI
ESG RATINGS

CCC B BB BBB A AA AAA

1 As of 30.04.2023

Source: MSCI ESG Research, Morningstar



Morningstar Sustainability
Rating™



As of 31.10.2023

Glossary

Carbon Footprint: Expresses the greenhouse gas footprint of an investment sum. The carbon emissions scope 1 and 2 are allocated to investors based on an enterprise value (with inclusion of cash) ownership approach and normalized by the current fund value. The Carbon Footprint is a normalized measure of a fund's contribution to climate change that enables comparison with a benchmark, between funds and between individual investments. Metric is Total Carbon Emissions expressed as per currency invested.

The metric is scaled up to 100% if actual data coverage is above the defined thresholds - Fixed Income: 50%; Equities: 67%, Multi-Asset: 50%. Otherwise, the metric is reported as "-".

Classification system to separate corporate and sovereign issuers: Bloomberg Barclays Methodology. Securitised bonds excluded from the calculation. "No exposure" in case the fund is not invested in the respective issuers for the month.

Controversy check: Controversial Business Involvement exposure is the exposure to companies with a revenue share exceeding a certain threshold of the respective field (production). Link to our exclusion policy for more details: -> www.ubs.com/si-exclusion-policy

ESG Score (UBS ESG Consensus Score): The UBS ESG Consensus Score is based on UBS-internal and independent external ESG data sources. The UBS ESG Consensus Score is industry-adjusted and is measured on a scale from 0 (lowest/worst score) to 10 (highest/best score). The metric is scaled up to 100% if actual data coverage is above the defined thresholds- Fixed Income: 50%; Equities:

67%, Multi-Asset: 50%. Otherwise, the metric is reported as "-".

Classification system to separate corporate and sovereign issuers: Bloomberg Barclays Methodology. Securitised bonds excluded from the calculation. "No exposure" in case the fund is not invested in the respective issuers for the month.

MSCI ESG scores are provided by MSCI ESG Research and are measured on a scale from 0 (lowest/worst score) to 10 (highest/best score). The score is based on the underlying company's exposure to industry specific ESG risks and their ability to mitigate those risks relative to their peers. ESG scores are also shown a breakdown of the E, S and G scores, in reference to the different components that are considered for the Environmental, Social and Government pillars. The components are also rated on a scale of 0-10. Based on the individual E, S and G values, a weighted average can be calculated. This is dynamic and takes into account the direct changes of all underlying results, which affect the individual E, S and G values. The ESG Score measures the most financially significant environmental, social and governance risks and opportunities of companies. In addition, sectoral differences are taken into account through key industry specific ESG issues. This makes the ESG score a rather static measure, as the relative valuation of a sector remains constant over a longer period of time.

The metric is scaled up to 100% if actual data coverage is above the defined thresholds - Fixed Income: 50%; Equities: 67%, Multi-Asset: 50%. Otherwise, the metric is reported as "-".

UBS Strategy Fund Income Sustainable EUR

ESG Report

UBS AM sustainability approaches applied:

Exclusion: Strategies that exclude securities from funds where they are not aligned to an investor's values. Includes customized screening criteria.

ESG Integration: Strategies that integrate environmental, social and governance (ESG) factors into fundamental financial analysis to improve risk/return profile.

SI Focus: Strategies where sustainability is an explicit part of the investment guidelines, universe, selection and/or investment process

Impact: Strategies where the intention is to generate measurable environmental and/or social benefits ("impact") alongside the financial return.

Voting: The Voting flag is a principle-based product level classification (top down) and is based on the overall applicability of the UBS AM Policies. UBS will actively exercise voting rights based on the principles outlined in the UBS Asset Management Proxy Voting policy and UBS Asset Management Stewardship policy, with two fundamental objectives: 1. To act in the best financial interests of our clients to enhance the long-term value of their investments. 2. To promote best practice in the boardroom and encourage strong sustainability practices. This is not an indication that voting on sustainability related topics has taken place with respect to companies held by a sub-fund during any given time period. For information about voting activities with specific companies (bottom-up transparency) please refer to the UBS Asset Management Stewardship Annual Report. Information shown in this report might also deviate from other reports which might only focus on, for example, climate related activities.

<https://www.ubs.com/global/en/assetmanagement/capabilities/sustainable-investing/stewardship-engagement.html>

Engagement program: The engagement program applies to UBS funds and aims to prioritize/select companies where UBS Asset Management has identified concerns or thematic topics on particular ESG factors. These companies are selected from across the universe of companies in which UBS Asset Management invests using a top-down approach in accordance with our principles, as outlined in the Global Stewardship Policy. The prioritization process will determine if and when engagement with a company is required. If a company is selected for the engagement program, the engagement dialog will be conducted for a minimum period of two years.

This is not an indication that sustainability related engagement has taken place with respect to companies in this portfolio during any given time period or that the companies in this portfolio were chosen with the goal to actively engage (bottom-up transparency). Information on UBS Asset Management's selection of companies, engagement activities, prioritization process and understanding of concerns can be found in the UBS Asset Management Stewardship Annual Report and Stewardship Policy. Information shown in this report might also deviate from other reports which might only focus on, for example, climate related activities.

<https://www.ubs.com/global/en/assetmanagement/capabilities/sustainable-investing/stewardship-engagement.html>

Aggregation of ESG/Carbon data: ESG scores of holdings in the portfolio and the reference index are aggregated based

on their respective individual weights and ESG scores (sum product).

Fund of fund investments, derivatives and cash:

Derivatives and fund of fund investments used in the portfolio are treated on a lookthrough basis, whereby the economic exposures to the underlying basket of securities is treated as an actual investment in the individual securities that make up this basket. This might in the case of broad market derivatives or fund of fund investments lead to minimal exposures to securities that are excluded from direct investments.

Derivatives have an effect on all metric calculations and as many of the reporting frameworks available to investors today do not cover the intricacies of derivatives, metrics are provided on a reasonable efforts basis.

Portfolios for which we report the sustainability metrics may include cash.

The information disclosed in this report, in particular treatment of derivatives and cash, may or may not correspond with investment characteristics of the fund and how the fund is managed. Therefore, sustainability metrics in this report may differ from other UBS reports produced on the same date.

MSCI ESG Fund Ratings** are designed to measure the Environmental, Social and Governance (ESG) characteristics of a fund's underlying holdings, making it possible to rank or screen mutual funds and ETFs on a AAA to CCC ratings scale.

Weighted Average Carbon Intensity – Corporate issuers/ Carbon Intensity- Sovereign issuers:

These metrics measure a fund's exposure to carbon-intensive companies and governments. These metrics provide insight into potential risks related to the transition to a lower-carbon economy because companies with higher carbon intensity are likely to face more exposure to carbon related market and regulatory risks. These metrics are applicable across asset classes.

It's the sum product of the fund weights and individual carbon intensities (carbon emissions scope 1+2 / USDm sales or GDP).

The metric is scaled up to 100% if actual data coverage is above the defined thresholds - Fixed Income: 50%; Equities: 67%, Multi-Asset: 50%. Otherwise, the metric is reported as "-".

Classification system to separate corporate and sovereign issuers: Bloomberg Barclays Methodology. Securitized bonds excluded from the calculation. "No exposure" in case the fund is not invested in the respective issuers for the month.

Active ESG: Benchmark selection is driven by portfolio implementation considerations, in particular to closely reflect the financial objectives of the fund. For actively managed strategies, generally a traditional benchmark is selected to provide a broad investment universe to which active management is applied. This enables an assessment of the magnitude of ESG improvements against the traditional benchmark, and allows the costs and benefits of investing sustainably to be assessed.

UBS Strategy Fund Income Sustainable EUR

ESG Report

Important information about sustainable investing strategies

Sustainable investing strategies aim to consider and incorporate environmental, social and governance (ESG) factors into investment process and fund construction. Strategies across geographies and styles approach ESG analysis and incorporate the findings in a variety of ways. Incorporating ESG factors or sustainable investing considerations may inhibit UBS's ability to participate in or to advise on certain investment opportunities that otherwise would be consistent with the Client's investment objectives. The returns on a fund consisting primarily of sustainable investments may be lower or higher than funds where ESG factors, exclusions, or other sustainability issues are not considered by UBS, and the investment instruments available to such funds may differ. Companies, product issuers and/or manufacturers may not necessarily meet high performance standards on all aspects of ESG or sustainable investing issues.

Reconciliation of Assets under Management (AuM)

This report does not contain reconciled AuM positions, it only takes in consideration positions with settlement date as of report date. This means that traded but not settled positions are not included. Therefore, AuM figures in this report may differ from other UBS reports produced on the same date.

Although UBS Asset Management information providers, including without limitation, MSCI ESG Research LLC and its affiliates (the "ESG Parties"), obtain information from sources they consider reliable, none of the ESG Parties warrants or guarantees the originality, accuracy and/or completeness of any data herein. None of the ESG Parties makes any express or implied warranties of any kind, and the ESG Parties hereby expressly disclaim all warranties of merchantability and fitness for a particular purpose, with respect to any data herein. None of the ESG Parties shall have any liability for any errors or omissions in connection with any data herein. Further, without limiting any of the foregoing, in no event shall any of the ESG Parties have any liability for any direct, indirect, special, punitive, consequential or any other damages (including lost profits) even if notified of the possibility of such damages.

Certain information contained herein (the "Information") is sourced from/copyright of MSCI ESG Research LLC (a Registered Investment Adviser under the Investment Advisers Act of 1940), or its affiliates (including MSCI Inc. and its subsidiaries ("MSCI")), or third party suppliers (together with MSCI & MSCI ESG, the "ESG Parties") and may have been used to calculate scores, ratings or other indicators. It may not be reproduced or disseminated in whole or part without prior written permission. The Information has not been submitted to, nor received approval from, the US SEC or any other regulatory body. The Information may not be used to create any derivative works, or in connection with, nor does it constitute, an offer to buy or sell, or a promotion or recommendation of, any security, financial instrument or product, trading strategy, or index, nor should it be taken as an indication or guarantee of any future performance, analysis, forecast or prediction. Some funds may be based on or linked to MSCI indexes, and MSCI may be compensated based on the fund's assets under management or other measures. MSCI has established an information barrier between equity index research and certain Information. None of the Information in and of itself can be used to determine which securities to buy or sell or when to buy or sell them. The Information is provided "as is" and the user assumes the entire risk of any use it may make or permit to be made of the Information. No ESG Party warrants or guarantees the originality, accuracy and/or completeness of the Information and each expressly disclaims all express or implied warranties. No ESG Party shall have any liability for any errors or omissions in connection with any Information herein, or any liability for any direct, indirect, special, punitive, consequential or any other damages (including lost profits) even if notified of the possibility of such damages.

UBS Strategy Fund Income Sustainable EUR P-dist

UBS AM Standard Glossary – for additional investment terms, please refer to the online glossary [here](#).

Alpha: A fund's alpha is its outperformance relative to a benchmark. If a fund has a consistently high alpha this can indicate skilful management. If the benchmark returns 12% and the portfolio returns 14%, the outperformance (alpha) is equal to $14\% - 12\% = 2\%$. Compare with beta.

Accumulation: Reinvestment of the income generated by the investment fund into the fund's assets.

Active management: Here the fund manager uses their expertise to pick investments to achieve the fund's objectives

Benchmark: Index against which an investment fund's performance is measured. Also called a reference index.

Beta: A measure of risk which indicates the sensitivity of an investment, to fluctuations in the market, as represented by the relevant benchmark. For example, a beta of 1.2 tells us that the value of an investment fund can be expected to change by 12% if the market is forecast to move by 10%.

Bonds: Debt instruments with a fixed or variable rate of interest and generally with a fixed maturity and redemption date. The most common issuers are major companies, government bodies such as the federal government and the cantons, public institutions, and international organisations such as the World Bank or the International Monetary Fund.

Commodities: A tradeable item that can be further processed and sold. Industrial (metals), agricultural (wool, wheat, sugar) and bulk commodities (coal, iron ore) are examples. It is possible to invest in physical commodities or in derivatives based on commodity prices.

Convertible bonds: Bonds which feature a conversion right entitling the holder to convert the bond into shares of the company in question at a certain point in time and at a conversion ratio set in advance.

Corporate bonds: Strictly speaking, corporate bonds are those issued by companies. Generally, however, the term is used to cover all bonds other than those issued by governments in their own currencies. Therefore the 'credit' sector, as it is often known, includes issues by companies, supranational organisations and government agencies. The key feature that distinguishes corporate bonds from government bonds is the risk of default – see credit risk.

Correlation: A measure of the degree to which the price trends of various investment categories or instruments move in the same direction.

Derivatives: Investments whose value is linked to another investment, or to the performance of a stock exchange or to some other variable factor, such as interest rates.

Distribution: Payment of an investment fund to distribute the income generated to its unit holders.

Diversification: Holding a variety of investments that typically perform differently from one another.

Duration: The duration represents the length of time for which capital is "tied up" in a bond investment. The concept of duration takes account of the time structure of returning cash flows (such as coupon repayments). The average duration of the portfolio is derived from the weighted average duration of the individual securities. The "modified duration" is derived from the duration and provides a measure of the sensitivity of bonds or bond portfolios to interest-rate changes.

Emerging economy or market: Emerging markets or developing markets - mainly in Asia, Eastern Europe, and Latin America - that are growing quickly, but whose economies and stock markets have not yet reached Western standards.

Equities: Securities which evidence an equity interest in a company. As a joint owner, the shareholder has rights of participation (voting right, right to information) and rights to assets (right to a share of profits, subscription rights).

Exchange traded fund (ETF): An investment fund that is traded like stocks on an exchange. Most ETFs are index funds: they hold the same securities in the same proportions as a certain index.

Feeder Fund: An investment fund that invests the majority of its assets into a master fund

Hedging: Protecting investments against losses. UBS Asset Allocation funds and hedged UBS ETFs specifically hedge against exchange-rate risks.

High watermark: The high watermark is used in connection with the performance fee. The fund manager calculates his or her share of the profits on the basis of the value increment over and above the last peak in the NAV. As a result, the performance fee does not become payable until all losses incurred have been completely recovered.

High Yield bonds: Bonds issued by borrowers with lower credit ratings. Such bonds offer higher rates of interest, but at the same time there is also a higher risk of default, i.e. that interest payments will not be paid or that the face value will not be repaid.

Inflation-linked bonds: An inflation-linked bond provides investors with protection from inflation by linking its principal amount or interest payments to a specific inflation index.

Investment grade: Term used to denote securities with ratings of between BBB and AAA, indicating that their credit quality is satisfactory or good.

Illiquid: Illiquid assets are those assets that cannot be easily bought, sold, or converted into cash. It may often be impossible to convert the asset to cash until the end of the life of the asset.

Index: Indicator of performance on one or more markets. The oldest and best-known stock market index is the Dow Jones. Indexes make it possible to compare the performance of a fund which is invested in a specific market with the development of this market.

Index Fund: An investment fund which replicates a chosen stock market index in its stock selection and weightings as exactly as possible.

Leverage: With derivative instruments, greater returns can be earned with a comparatively lower capital investment than with an investment in the actual underlying instrument. This effect is called leverage.

Management Style: Manner in which the investment decisions are made to achieve the investment objective (see also Active and Passive Management).

Master Fund: Funds invested in respective feeder funds, are then invested into the master fund. The master fund holds the portfolio investments and conducts all trading activity.

Maturity: Period from the issue of a bond to its due date or to the premature repayment of the bond. Not to be confused with duration.

Net Asset Value (NAV): Used to describe the value of a company's assets less the value of their liabilities.

Rating: The measure of the creditworthiness of a borrower by special rating agencies such as Standard & Poor's or Moody's. As a rule, UBS bond funds principally invest in bonds issued by prime borrowers.

Reinvestment: The possibility of reinvesting the distribution in the same fund. Certain funds offer investors a special

UBS Strategy Fund Income Sustainable EUR P-dist

reinvestment discount on the issuing price if the annual distribution is reinvested.

Over the counter (OTC): An over the counter financial contract is one that is not traded on an exchange but is 'tailor-made' for a client by a financial institution.

Passive management: Passive management seeks to attain performance equal to market or index returns.

Performance Fee: For non-classical investment funds such as hedge funds, the investor often has to pay, in addition to the conventional management fee, a supplementary performance fee in the form of a percentage (e.g. 20%) of the fund's annual increase in value.

Physical replication: In physical replication, an ETF invests directly in securities held in the benchmark it is tracking. To do so, the ETF can buy some or all of the securities that make up the replicated index - this method is called full replication and is suitable for liquid indices.

Share Class: An investment fund can issue several types of share certificates with different criteria. The share certificate classes may differ in the amount of fees, the appropriation of income or the currency of the share certificate class.

Synthetic replication: In contrast to physical replication, with synthetic replication an ETF does not invest directly in the securities held in the benchmark. Instead, it enters into a swap agreement with a counterparty, which promises to pay the return on the replicated index to the ETF.

Risk free rate: An investment with no chance of default, and a known or certain rate of return.

Swing Pricing: Method used to calculate the net asset values of investment funds. Which allows transaction costs arising from subscriptions made by incoming investors and redemptions made by outgoing investors to be borne by the

incoming and outgoing investors, rather than existing investors.

Standard deviation: Statistical measure of the degree to which an individual value in a probability distribution tends to vary from the mean of the distribution. The greater the degree of dispersion the greater the risk.

Sharpe ratio: Measure expresses how much higher (or lower) a return an investor can expect compared to the risk-free rate of interest (e.g., interest rates on savings accounts) per unit of risk (volatility). The risk-free rate of interest varies from currency to currency.

Tracking error: Measure of the deviation of the return of a fund compared to the return of a benchmark over a fixed period, expressed as a percentage. The more passively the investment fund is managed, the smaller the tracking error.

Total Expense Ratio (TER): The ratio of total expense to a fund's average size over an annualised accounting period. Expenses are taken to include all expenses shown in the income account, including management, administration, custody, audit, legal and professional fees.

UCITS: Undertakings for Collective Investments in Transferable Securities. A UCITS fund is an authorised fund that may be sold across all EU countries.

Volatility: A measure of the size of short term changes in the value of an investment.

Yield to maturity: Weighted average rate earned by an investor who buys the bond portfolio today at the market price and holds the bond portfolio until maturity, and assuming that all coupon and principal payments will be made on schedule.

Ø – Average.