

# Fixed Income

## DGC - Convertible B CHF

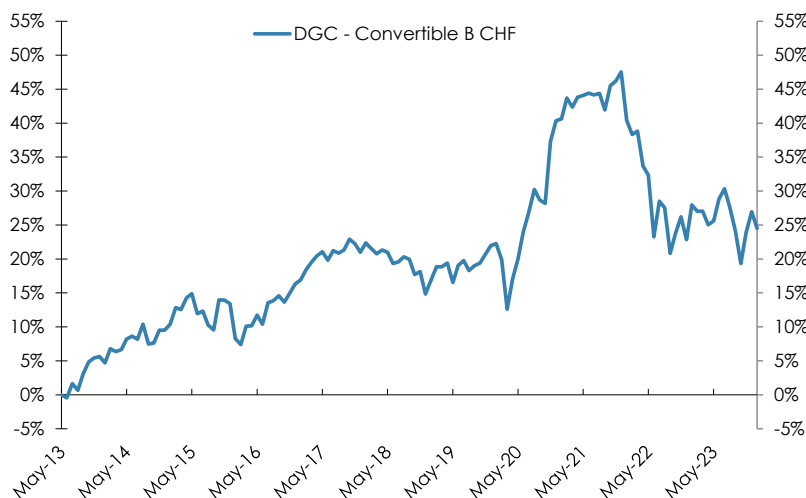
January 31, 2024



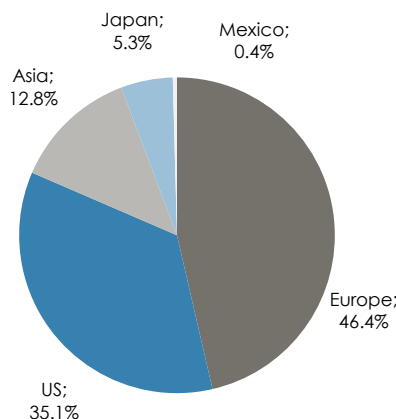
### FUND OBJECTIVE

The sub-fund is a long only fund investing in convertible bonds and corporate credit securities. The investment objective is to achieve attractive risk-adjusted returns over the medium to long term. Convertible securities include convertible bonds, convertible notes, convertible preference shares, exchangeable bonds, warrants and any other suitable convertible or exchangeable instruments. Equity and equity-linked securities, index and participation notes and equity linked notes may be held on an ancillary basis. Corporate credit securities include corporate bonds and other corporate debt securities and non-convertible preferred stock.

### HISTORICAL PERFORMANCE



### REGIONAL BREAKDOWN



### MONTHLY PERFORMANCE (%) NET OF FEES

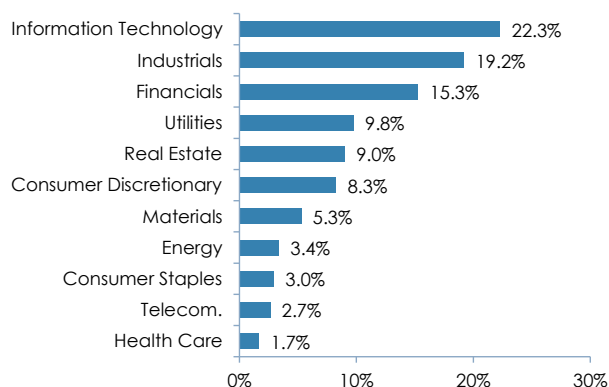
Year	Jan	Feb	Mar	Apr	May	Jun	Jul	Aug	Sep	Oct	Nov	Dec	Fund
2024	-1.90%												-1.90%
2023	4.15%	-0.72%	0.01%	-1.59%	0.49%	2.55%	1.17%	-2.11%	-2.69%	-3.88%	3.84%	2.43%	3.32%
2022	-4.84%	-1.47%	0.35%	-3.69%	-1.00%	-6.86%	4.25%	-0.77%	-5.25%	2.43%	1.97%	-2.65%	-16.73%
2021	0.21%	2.17%	-0.94%	1.03%	0.19%	0.22%	-0.18%	0.16%	-1.68%	2.52%	0.47%	0.91%	5.12%
2020	0.24%	-1.92%	-6.07%	3.88%	2.58%	3.31%	2.36%	2.62%	-1.17%	-0.42%	7.13%	2.22%	15.09%
2019	1.77%	1.69%	-0.01%	0.48%	-2.40%	2.15%	0.58%	-1.22%	0.61%	0.34%	1.06%	1.07%	6.19%

### STATISTICAL ANALYSIS\* (Since June 2013)

Return	Fund
Annualized return	2.1%
% Positive Months	60%

Risk	Fund
Annualized Volatility	7.2%
Sharpe Ratio (1%)	0.15
Maximum Drawdown	-19.1%
Months In Maximum Drawdown	22
Months To Recover	

### Sector Breakdown



\*Statistics are calculated on a Monthly basis

# Fixed Income

## DGC - Convertible B CHF

January 31, 2024

### FUND COMMENTARY



#### Fund Performance

The DGC ConvertibleClass A USD returned -1.54% net during January bringing YTD performance to -1.54%. The Fund's cash level stood at 6.0% at the end of the month. The overall weighted average running yield (ex-cash) stands at 0.9%. The equity sensitivity measured by its Delta is currently at 39.64%.

In a difficult month for risk assets, all regions detracted from Fund performance, led by Europe. On a sector level, Industrials contributed positively to Fund performance, while Information Technology was the main detractor.

The top three single-name contributors were the French aircraft engine manufacturer Safran, the German defence and engineering group Rheinmetall, and the French utility group Veolia.

The top three single-name detractors were French payments company Worldline, and the US and Korean semiconductor suppliers ON Semiconductor and SK Hynix.

Primary issuance remained active in the new year with \$5.2bn of new issues, of which the majority came from the US with \$2.3bn, followed by Asia with \$1.8bn, then Europe with \$1.1bn.

#### Positioning

During the month, the Fund participated in the primary market with new issues Daiwa House 0% 2029, Federal Realty 3.25% 2029 144a, and Immunocore 2.5% 2030 144a. The Fund also purchased Seagate HDD 3.5% 2028 144a on the secondary market, and switched into BE Semiconductor 1.875% 2027-29 from the 2027's.

Additionally, the Fund sold its positions in GBL 0% 2026, LG Energy (LG Chem) 1.6% 2027-30, MicroPort Scientific 5.75% 2026-28, SAIPM 2.875% 2029, and Singapore Exchange 0% 2024. The Fund reduced its positions in Worldline (ATOS) 0% 2024 and Sea Ltd 2.375% 2025; the first after negative newsflow and the latter on a reappraisal of the balance of risk and reward. The Fund also reduced its position in KPN (American Movil) 0% 2024 ahead of final maturity.

#### Outlook

While the change of direction of interest rates is on the horizon, the timing appears more uncertain as economic signals are mixed. Markets are exhibiting significant dispersion with large gaps between the best and worst performers. Convertibles are benefitting from higher coupons in the current environment. Increased yields in the primary market are feeding through to the secondary markets, driving attractive valuations which are also helped by the decline in volatility. Primary issuance is ongoing and with stability in the equity and rates markets we anticipate continued new issue supply at attractive levels. We are positioned with significant convexity in order to protect the downside alongside the potential to capture upside. We see the greatest value in balanced and yield instruments with solid convertible structures. We retain a bias toward higher rated securities with good convexity.

James Peattie  
Senior Portfolio Manager

### GENERAL INFORMATION



<b>Fund Inception</b>	12-Jun-2013	<b>Subscription</b>	Weekly	<b>Fund Domicile</b>	Luxembourg
<b>AUM (USD)</b>	121 061 389	<b>Redemption</b>	Weekly	<b>Inv. Manager</b>	CQS (UK) LLP
<b>Share classes</b>	USD EUR CHF GBP	<b>Management Fee</b>	1.00%	<b>Mgmt Company</b>	NS Partners Europe SA
<b>Investment Min</b>	3 000 000	<b>Performance Fee</b>	10.00%	<b>Administrator</b>	Apex Fund Services S.A.
<b>ISIN (B CHF)</b>	LU0903162732	<b>NAV</b>	124.52	<b>Auditor</b>	PricewaterhouseCoopers, Lux.
<b>Fund Type</b>	UCITS V			<b>Custodian</b>	UBS Europe SE, Lux. Branch

[www.nspgroup.com](http://www.nspgroup.com)

The information contained in this communication is confidential and is for the exclusive use of the original recipient(s). This document contains information concerning funds that are only available for distribution in the countries where these funds have been registered. In addition, this document is not intended for any person who is a citizen or resident of any jurisdiction where the publication, distribution or use of the information contained herein would be subject to any restrictions or limitations. This communication is for informational purposes only. It is not intended as an offer or solicitation for the purchase or sale of any financial instrument or as an official confirmation of any transaction. All market prices, data, and other information are not warranted as to completeness or accuracy and are subject to change without notice. Past performances is not indicative or a guarantee of current or future returns. Performance figures are calculated on a NAV basis, taking into account dividends, if any, but no subscription or redemption fees that might be levied. Fund values rise as well as fall, and investor losses may equal or exceed original investment. Any comments or statements made herein do not necessarily reflect those of NS Partners Europe SA, NS Partners SA or its subsidiaries and affiliates. Moreover every investor is recommended to seek legal and fiscal advice before taking any investment decision, and to ascertain that the contemplated investment is suitable in terms of his investment experience, knowledge and financial situation. For additional information, please refer to the Prospectus of the Fund. This is an advertising document. In Switzerland, the Representative is ACOLIN Fund Services AG, Leutschenbachstrasse 50, CH-8050 Zurich, whilst the paying agent is Banque Cantonale Vaudoise, Place St-François 14, CH-1003 Lausanne. The prospectus, the Key Information Documents or the Key Investor Information documents, the articles of association as well as the annual and semi-annual reports may be obtained free of charge from the Representative. Source for benchmark (if displayed): MSCI. MSCI makes no express or implied warranties or representations and shall have no liability whatsoever with respect to any MSCI data contained herein. Source for rating (if displayed): Copyright © 2021 Morningstar, all rights reserved.