

Equity - Global

DGC - Stock Selection Class A CHF

March 31, 2024

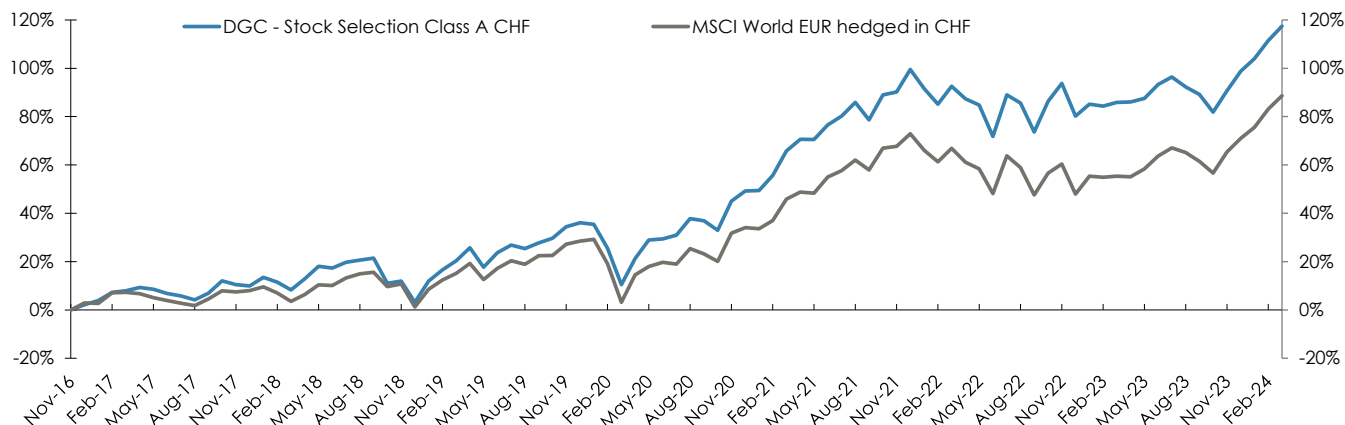


FUND OBJECTIVE

The sub-fund is an equity long only fund. It invests in equities and equity-related products.

The investment objective of the sub-fund is to achieve a performance in a global equity market better than the "MSCI World in Euro" index. The sub-fund will invest in global equities with an emphasis on developed markets with no specific style or geographic bias. It will invest in companies with attractive growth prospects following a strict valuation process.

HISTORICAL PERFORMANCE



MONTHLY PERFORMANCE (%) NET OF FEES

Year	Jan	Feb	Mar	Apr	May	Jun	Jul	Aug	Sep	Oct	Nov	Dec	Fund	Index*
2024	2.61%	3.68%	2.81%										9.38%	10.35%
2023	2.75%	-0.45%	0.82%	0.13%	0.77%	3.05%	1.61%	-2.06%	-1.63%	-3.86%	4.86%	4.25%	10.31%	15.57%
2022	-3.98%	-3.33%	4.00%	-2.71%	-1.38%	-7.04%	10.02%	-1.78%	-6.45%	7.32%	3.95%	-6.97%	-9.66%	-14.45%
2021	0.14%	4.17%	6.50%	2.92%	-0.03%	3.56%	2.07%	3.14%	-3.91%	5.76%	0.64%	4.90%	33.72%	28.96%
2020	-0.45%	-7.29%	-12.02%	9.75%	6.33%	0.32%	1.21%	5.30%	-0.72%	-2.85%	9.11%	2.85%	9.64%	4.34%
2019	8.46%	4.14%	3.26%	4.48%	-6.43%	5.12%	2.51%	-1.16%	1.92%	1.50%	3.65%	1.26%	31.86%	26.99%

STATISTICAL ANALYSIS (Since December 2016)

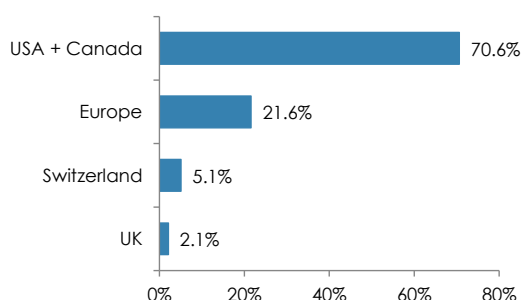
Return	Fund	Index*
Annualized return	11.2%	9.0%
% Positive Months	64%	60%

Risk	Fund	Index*
Annualized Volatility	14.4%	14.2%
Sharpe Ratio (1%)	0.71	0.57

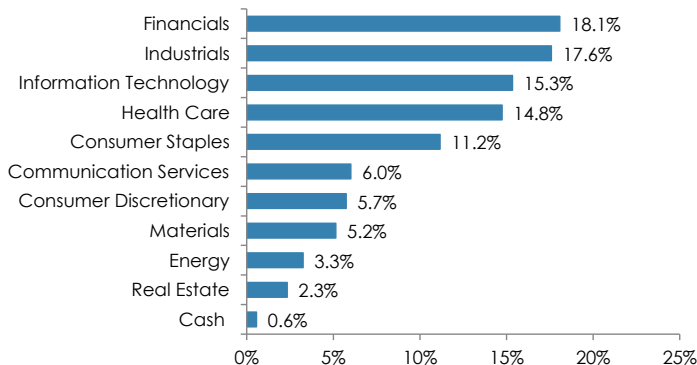
Comparison To Benchmark	Index*
Annualized Alpha	2.2%
Beta	0.98
Correlation	0.97

Top Holdings	Weight
JPMorgan Chase & Co	3.8%
Abbott Laboratories	3.6%
Alphabet Inc	3.5%
Colgate-Palmolive Co	3.5%
Microsoft Corp	3.5%
Total number of holdings	41

Equity Regional Exposure



Sector Breakdown



*Index: MSCI World EUR Hdg in CHF

Equity - Global

DGC - Stock Selection Class A CHF

March 31, 2024



FUND COMMENTARY

"This town ain't big enough for both of us" – The Sparks, 1974.

Equity markets currently don't have enough room for both the bulls and the bears; they ain't big enough for both attitudes, and, so far, bears have deserted, or at least do not show up at all. Despite many reasons for being cautious, from geopolitics to market polarization, not to mention valuations, investors walk on the sunny side of the street and shrug these threats, focusing on renewed proofs of better economic activity and, possibly, more dovish Central Banks. Remark that the two latter facts are not really compatible.

As a result, many major equity indices broke again to new highs, dawdling into uncharted territories. And bulls also roared in Gold and cryptos, while there remain some traces of bears in the Japanese yen, Chinese equities and selected commodities. The picture is more balanced when it comes to Oil, the dollar and long term yields.

Interestingly, credit did not participate in March, the Itraxx Crossover being slightly down, but still in positive territory year to date. Another development which might happen to be important is the fact that equity markets upside in March was much broader than what prevailed previously; in other words, Growth underperformed Value, quite a rare feat in the last 12 months. Perhaps is the market telling us something about the economy from that standpoint: many industrial names have touched their all-time highs, Oil prices are steady, long term yields do not fall and Value seems to show revival signs. If this continues, we should expect much healthier fundamentals for equities and a prolongation of the very favourable conditions for investors. "I ain't gonna leave!" say the Sparks; bulls could possibly say so.

DGC Stock Selection B euro gained 3.07% in March, versus +3.42% for the MSCI World NTR in euros. On a year to date basis, the fund is up 10.25% versus +11.37% for the benchmark.

March was almost an "in-line" month for DGC Stock Selection versus its benchmark, the small underperformance essentially stemming from the poor return delivered by one of its largest holdings, namely Abbott Laboratories (-4.2%), and the overweight position in Consumer Staples, which, on average, had a disappointing month, notably for the three largest weightings we have in that sector (Colgate Palmolive, Constellation Brands and Mondelez International).

It was interesting to observe that March's best performers were more on the cyclical side of the portfolio: Deere, Pioneer Natural Resources, Paccar, Johnson Controls International and Omnicom all posted returns north of 10%, seemingly confirming a better sentiment from investors towards economically sensitive names.

We have made some adjustments in the portfolio, essentially consisting in trimming stocks which, by our work, become to show relatively demanding valuations: this was the case of Sherwin Williams, ASML, Novo Nordisk, Atlas Copco and Schneider. We have also reduced Starbucks, for which we would like to see better prospects for the Chinese business before committing more money.

Finally, we have added to Globe Life and Weyerhaeuser.

With a 16.7 times estimated 2025 profits on a weighted average basis for a little bit more than 10% earnings growth (translating in a 1.65 PEG), we consider that the portfolio shows extremely attractive valuation levels when taking its very high quality attributes into account.

GENERAL INFORMATION



Fund Inception	3-Jul-2013	Subscription	Daily	Fund Domicile	Luxembourg
Fund AUM (EUR)	518 298 450	Redemption	Daily	Inv. Manager	NS Partners SA
Strat. AUM (EUR)	871 247 115	Management Fee	1.50%	Administrator	Apex Fund Services S.A.
Share classes	USD EUR CHF GBP	Performance Fee	0.00%	Auditor	PricewaterhouseCoopers, Lux.
Investment Min	None	NAV	257.16	Custodian	UBS Europe SE, Lux. Branch
ISIN (A CHF)	LU0947862669			Fund Type	UCITS V
				SFDR Classification	Article 8

www.nspgroup.com

The information contained in this communication is confidential and is for the exclusive use of the original recipient(s). This document contains information concerning funds that are only available for distribution in the countries where these funds have been registered. In addition, this document is not intended for any person who is a citizen or resident of any jurisdiction where the publication, distribution or use of the information contained herein would be subject to any restrictions or limitations. This communication is for informational purposes only. It is not intended as an offer or solicitation for the purchase or sale of any financial instrument or as an official confirmation of any transaction. All market prices, data, and other information are not warranted as to completeness or accuracy and are subject to change without notice. Past performances is not indicative or a guarantee of current or future returns. Performance figures are calculated on a NAV basis, taking into account dividends, if any, but no subscription or redemption fees that might be levied. Fund values rise as well as fall, and investor losses may equal or exceed original investment. Any comments or statements made herein do not necessarily reflect those of NS Partners Europe SA, NS Partners SA or its subsidiaries and affiliates. Moreover every investor is recommended to seek legal and fiscal advice before taking any investment decision, and to ascertain that the contemplated investment is suitable in terms of his investment experience, knowledge and financial situation. For additional information, please refer to the Prospectus of the Fund. This is an advertising document. In Switzerland, the Representative is ACOLIN Fund Services AG, Leutschenbachstrasse 50, CH-8050 Zurich, whilst the paying agent is Banque Cantonale Vaudoise, Place St-François 14, CH-1003 Lausanne. The prospectus, the Key Information Documents or the Key Investor Information documents, the articles of association as well as the annual and semi-annual reports may be obtained free of charge from the Representative.

Source for benchmark (if displayed): MSCI. MSCI makes no express or implied warranties or representations and shall have no liability whatsoever with respect to any MSCI data contained herein.

Source for rating (if displayed): Copyright © 2021 Morningstar, all rights reserved.