



# AQR Global Risk Parity UCITS Fund

Factsheet | August 2019

## Key Information

### Share Class:

C2 (GBP)

### Fund Inception Date:

30 August 2012

### Share Class Inception Date:

2 January 2014

### Fund Size:

\$1474mm (as of 31 Aug. 2019)

### Domicile:

Luxembourg

### ISIN:

LU0995952727

### Benchmark:

SONIA

### Share Price:

127.51 (as of 31 Aug. 2019)

### Number of Holdings:<sup>1</sup>

25

### Morningstar® Category:

EAA Fund GBP Flexible Allocation

### Minimum Subscription:

100mm

### Investment Management Fee:<sup>2</sup>

0.35%

### Administrative & Operating Fee:

0.09%

### Performance Fee:

N/A

### Local Lux Tax:<sup>3</sup>

0.01%

## Fund Overview

### Fund Aspects:

Global, long-only and benchmark-agnostic portfolio that seeks to maintain a diversified, risk-balanced portfolio across three main risk exposures: equity risk, nominal interest rate risk and inflation risk. The Fund is actively managed to maintain a diversified risk exposure across its three main asset categories with over 50 underlying exposures to keep total portfolio risk as steady as possible.

Seeks to maintain a targeted level of volatility, utilizing index futures and other liquid derivatives to modestly increase or decrease the notional exposure of the portfolio (generally employs modest leverage).

### Fund Objective:

The Fund uses a risk budgeting approach (commonly called "risk parity") to combine a large number of liquid global risk premia into a welldiversified portfolio that seeks to provide higher risk-adjusted returns than traditional beta exposures.

There can be no assurance that the fund will achieve its investment objective.

### Risk Management:

Risk control is built into AQR's portfolio construction process with a focus on downside risk management. Portfolio managers, investment committee and risk management team actively assess the risk of the Fund. The Fund also incorporates a systematic drawdown control procedure overseen by the Risk Manager to mitigate downside risk.

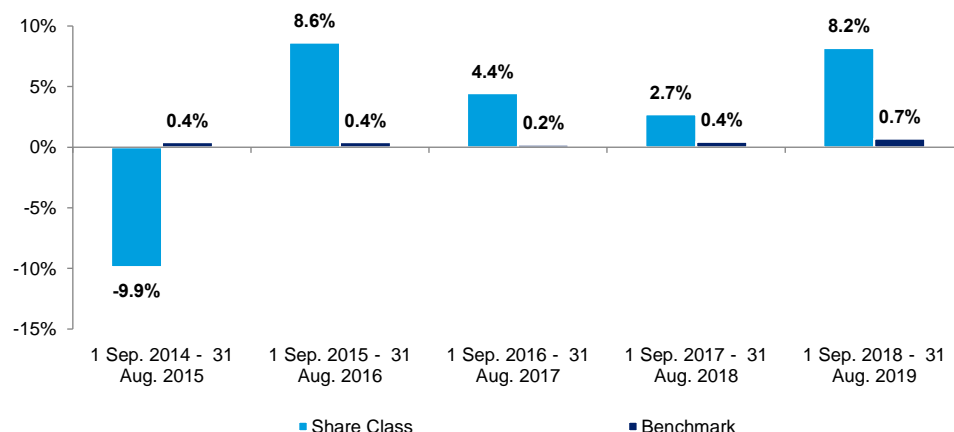
### Risk and Reward Profile:

Calculated using historical data which may not be a reliable indicator of the Fund's future risk profile. See Key Investor Information Document (KIID) for details.



## Share Class Performance as of 31 Aug. 2019<sup>4</sup>

	Share Class	Benchmark
1 Month	1.2%	0.1%
3 Months	6.9%	0.2%
YTD	16.0%	0.5%
1 Year	8.2%	0.7%
3 Year	5.1%	0.4%
5 Year	2.6%	0.4%
Since Inception	4.7%	0.4%



<sup>1</sup> Holdings subject to change without notice.

<sup>2</sup> Fees follow a step-down structure. Fees are charged on an investor's net aggregate subscription (subscriptions minus redemptions) vs. a blended weighted average approach.

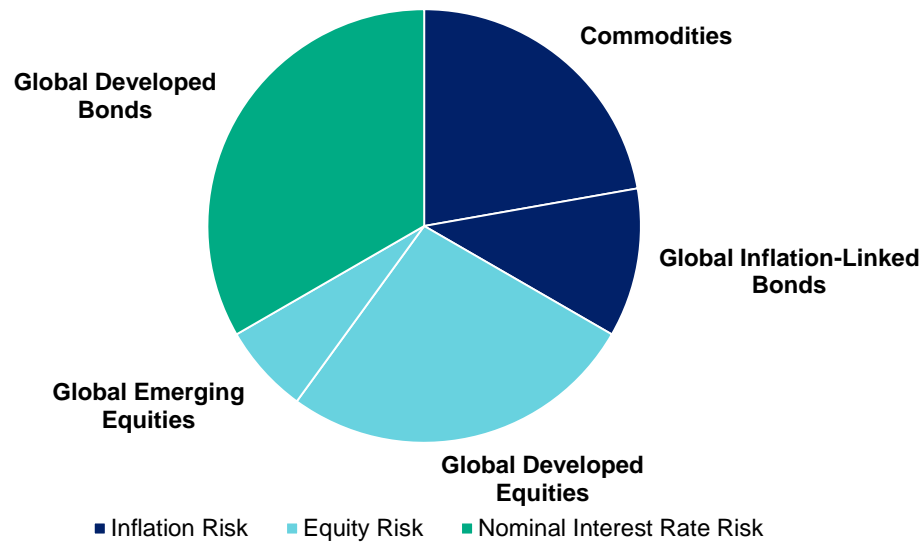
<sup>3</sup> Local Lux Tax per annum of Fund's NAV, payable quarterly.

<sup>4</sup> Source: AQR, Bloomberg. Past performance is not a guarantee of future performance. Returns over one year are annualised.

Approved as a Financial Promotion for non-MiFID II regulated activities and for Institutional Investors only.

## Fund Characteristics

### Target Risk Allocation:



Source: AQR. For illustrative purpose only. There is no guarantee that the target risk allocations will be achieved and actual allocations may be significantly different than that shown here. The illustrative allocation above does not represent the actual allocation of any AQR client account, fund or strategy. Please read important disclosures at the end of this document.

## Principal Risks

The use of derivatives, forward and futures contracts and commodities indices exposes the Fund to additional risks including increased volatility, lack of liquidity and possible losses greater than the Fund's initial investment as well as increased transaction costs. Concentration generally will lead to greater price volatility. This fund enters into a short sale by selling a security it has borrowed. If the market price of a security increases after the Fund borrows the security, the Fund will suffer a potentially unlimited loss when it replaces the borrowed security at the higher price. Short sales also involve transaction and other costs that will reduce potential Fund gains and increase potential Fund losses. Diversification does not eliminate risk. An investor considering the Funds should be able to tolerate potentially wide price fluctuations. The funds are subject to high portfolio turnover risk as a result of frequent trading, and thus will incur a higher level of brokerage fees and commissions, and cause a higher level of tax liability to shareholders in the funds. The Funds may attempt to increase its income or total return through the use of securities lending, and they may be subject to the possibility of additional loss as a result of this investment technique.

## Investment Approach

The Fund uses a risk-budgeting approach to combine a large number of liquid, global risk premia into a diversified portfolio, which aims to provide positive total returns. We seek assets that we believe are liquid and provide either a positive expected return or some portfolio diversification benefit over the long term. The strategy seeks to offer investors exposure to a number of global equity, fixed income and commodity markets. We believe the Fund attempts to draw on Modern Portfolio Theory in three ways: employing a broad investment opportunity set, maximizing diversification and utilizing leverage to manage risk.

The Fund targets equal risk contributions from three major asset class categories: equity risk, nominal interest rate risk and inflation risk. The strategy preserves this balance using a dynamic approach.

*Diversification:* Pursues exposure to a wide variety of global markets.

*Risk Balanced:* Targets equal risk contribution from equities, fixed income and inflation sensitive assets.

*Dynamic:* Actively managed to maintain risk diversification.

*Risk Managed:* Incorporates drawdown control, stress testing and volatility targeting.

*Transparent:* Clearly defined process and strategy.

## Philosophy - Risk Parity

In allocating investments among asset classes, the strategy follows a “risk parity” approach. The “risk parity” approach to asset allocation seeks to balance the allocation of risk across asset classes (as measured by forecasted volatility, estimated potential loss and other proprietary measures) when building a diversified portfolio. This means that lower-risk asset classes (such as global fixed income and inflation linked government bonds) will generally have higher capital allocations than higher-risk asset classes (such as global developed and emerging market equities). This risk parity portfolio aims to have less equity risk than traditional 50/50 (equity/bond) asset allocations do, and more investment in government bonds and commodities indices. The Fund’s strategy will generally target a volatility of 10%. A “neutral” asset allocation targets an equal risk allocation from each of the three following major risk sources: equity risk, fixed income risk and inflation risk.

## Portfolio Managers



**Brian Hurst**  
Principal, AQR  
B.S., University of  
Pennsylvania



**John Huss**  
Principal, AQR  
S.B., Massachusetts Institute  
of Technology



**John Liew, Ph.D.**  
Founding Principal, AQR  
Ph.D., M.B.A., University of  
Chicago  
B.A., University of Chicago



**Michael Mendelson**  
Principal, AQR  
M.B.A., UCLA  
S.M., S.B. (3), Massachusetts  
Institute of Technology



**Yao Hua Ooi**  
Principal, AQR  
B.S., B.S., University of  
Pennsylvania

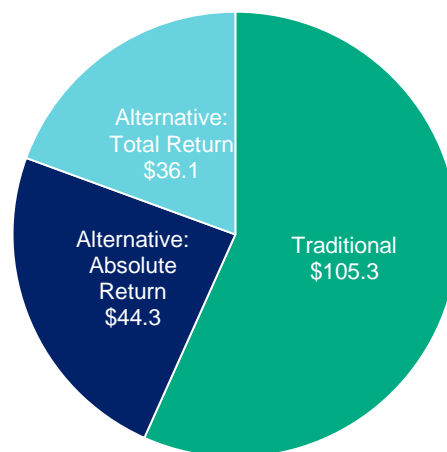
## Company Profile

### At a Glance:

AQR is a global investment management firm dedicated to delivering results for our clients. At the nexus of economics, behavioral finance, data and technology, AQR’s evolution over two decades has been a continuous exploration of what drives markets and how it can be applied to client portfolios. The firm is headquartered in Greenwich, Connecticut, with offices in Bangalore, Boston, Chicago, Frankfurt, Hong Kong, London, Los Angeles, Sydney and Tokyo.

### Assets Under Management<sup>5</sup>

**Total Assets: \$185.6bn**



<sup>5</sup> Approximate as of 31 Aug. 2019. Includes assets managed by AQR and its advisory affiliates.

## Disclosures

The information set forth herein has been obtained or derived from sources believed by AQR Capital Management, LLC ("AQR") to be reliable. However, AQR does not make any representation or warranty, express or implied, as to the information's accuracy or completeness, nor does AQR recommend that the attached information serve as the basis of any investment decision. This document has been provided to you solely for information purposes and does not constitute an offer or solicitation of an offer, or any advice or recommendation, to purchase any securities or other financial instruments, and may not be construed as such. This document is intended exclusively for the use of the person to whom it has been delivered by AQR and it is not to be reproduced or redistributed to any other person. Please refer to the Fund's Prospectus for more information on general terms, risks and fees.

This document is not research and should not be treated as research. This document does not represent valuation judgments with respect to any financial instrument, issuer, security or sector that may be described or referenced herein and does not represent a formal or official view of AQR.

The views expressed reflect the current views as of the date hereof and AQR does not undertake to advise you of any changes in the views expressed herein. It should not be assumed that AQR will make investment recommendations in the future that are consistent with the views expressed herein, or use any or all of the techniques or methods of analysis described herein in managing client accounts. AQR and its affiliates may have positions (long or short) or engage in securities transactions that are not consistent with the information and views expressed in this document.

The information contained herein is only as current as of the date indicated, and may be superseded by subsequent market events or for other reasons. Charts and graphs provided herein are for illustrative purposes only. The information in this document has been developed internally and/or obtained from sources believed to be reliable; however AQR does not guarantee the accuracy, adequacy or completeness of such information. Nothing contained herein constitutes investment, legal, tax or other advice nor is it to be relied on in making an investment or other decision.

There can be no assurance that an investment strategy will be successful. This document should not be viewed as a current or past recommendation or a solicitation of an offer to buy or sell any securities or to adopt any investment strategy.

The investment strategy and themes discussed herein may be unsuitable for investors depending on their specific investment objectives and financial situation. Please note that changes in the rate of exchange of a currency may affect the value, price or income of an investment adversely.

No representation or warranty, express or implied, is made or given by or on behalf of AQR or any other person as to the accuracy and completeness or fairness of the information contained in this document, and no responsibility or liability is accepted for any such information.

There is no guarantee, express or implied, that long-term return and/or volatility targets will be achieved. Realized returns and/or volatility may come in higher or lower than expected. Past performance is not a guarantee of future performance. Diversification does not eliminate the risk of experiencing investment losses.

There is a risk of substantial loss associated with trading commodities, futures, options, derivatives and other financial instruments. Before trading, investors should carefully consider their financial position and risk tolerance to determine if the proposed trading style is appropriate. Investors should realize that when trading futures, commodities, options, derivatives and other financial instruments one could lose the full balance of their account. It is also possible to lose more than the initial deposit when trading derivatives or using leverage. All funds committed to such a trading strategy should be purely risk capital.

Broad-based securities indices are unmanaged and are not subject to fees and expenses typically associated with managed accounts or investment funds. Investments cannot be made directly in an index.

Please refer to the Prospectus and KIID for more information on general terms, risks and fees. Investors should only invest in the Fund once they have reviewed the Prospectus and KIID, which most recent versions are available free of charge, in English and in your local language at AQR UCITS Funds, c/o HedgeServ (Luxembourg) S.à r.l., 2c, rue Albert Borschette, L-1246 Luxembourg, along with the annual and semi-annual report. Investors may wish to consult an independent financial advisor for personal and specific investment advice before investing. Only the information provided in the Prospectus and the KIID is legally binding. Not all share classes are available for investment in all countries.

The information set forth herein has been prepared and issued by AQR Capital Management (Europe) LLP, a U.K. limited liability partnership with its registered office at Charles House 5-11 Regent St. London, SW1Y 4LR, which is authorized by the U.K. Financial Conduct Authority ("FCA"). This factsheet is a financial promotion and has been approved by AQR Capital Management (Europe) LLP.

### Information for German investors:

AQR, a German limited liability company (Gesellschaft mit beschränkter Haftung; "GmbH"), is authorized by the German Federal Financial Supervisory Authority (Bundesanstalt für Finanzdienstleistungsaufsicht, "BaFin") to provide the services of investment advice (Anlageberatung) and investment broking (Anlagevermittlung) pursuant to the German Banking Act (Kreditwesengesetz; "KWG"). The Complaint Handling Policy for German investors can be found at: <https://ucits.aqr.com/>.

### Information for Singapore investors:

The offer or invitation of the shares of the Fund, which is the subject of the Prospectus, does not relate to a collective investment scheme which is authorised under section 286 of the Securities and Futures Act, Chapter 289 of Singapore (the "SFA") or recognised under section 287 of the SFA. The Fund is not authorised or recognised by the Monetary Authority of Singapore (the "MAS") and the shares are not allowed to be offered to the retail public. Each of the Prospectus and any other document or material issued in connection with the offer or sale is not a prospectus as defined in the SFA. Accordingly, statutory liability under the SFA in relation to the content of prospectuses would not apply. You should consider carefully whether the investment is suitable for you.

The Prospectus has not been registered as a prospectus with the MAS. Accordingly, the Prospectus and any other document or material in connection with the offer or sale, or invitation for subscription or purchase, of the shares may not be circulated or distributed, nor may the shares be offered or sold, or be made the subject of an invitation for subscription or purchase, whether directly or indirectly, to persons in Singapore other than (i) to an institutional investor under Section 304 of the SFA, (ii) to a relevant person pursuant to Section 305(1), or any person pursuant to Section 305(2), and in accordance with the conditions specified in Section 305 of the SFA, or (iii) otherwise pursuant to, and in accordance with the conditions of, any other applicable provision of the SFA.

Definition: SONIA (Sterling Overnight Index Average) is based on actual transactions and reflects the average of the interest rates that banks pay to borrow sterling overnight from other financial institutions.

© Morningstar 2019. All rights reserved. Use of this content requires expert knowledge. It is to be used by specialist institutions only. The information contained herein: (1) is proprietary to Morningstar and/or its content providers; (2) may not be copied, adapted or distributed; and (3) is not warranted to be accurate, complete or timely. Neither Morningstar nor its content providers are responsible for any damages or losses arising from any use of this information, except where such damages or losses cannot be limited or excluded by law in your jurisdiction. Past financial performance is no guarantee of future results.