

PrivilEdge – Income Partners RMB Debt (CNH) M

Fact Sheet (marketing document)

High Conviction • Fixed Income

31 January 2021

FUND FACTS

Domicile/Legal structure	Luxembourg/SICAV
Legal Status	UCITS
Fund inception date	20 June 2014
Currency of Fund	USD
Currency of share class	CNH Unhedged
Fund manager	Income Partners Asset Management (HK) Ltd
Net assets (all classes)	CNH 6.89 bn
Liquidity (sub./red.)	Daily, 15:00
Swinging Single Pricing	Yes
Min. investment	EUR 3'000 or equivalent
Management fee	0.60%
Distribution fee	0.00%
FROC	0.20%
TER max (30 September 2020)	1.03%

RISK AND REWARD PROFILE

1	2	3	4	5	6	7
Low						High

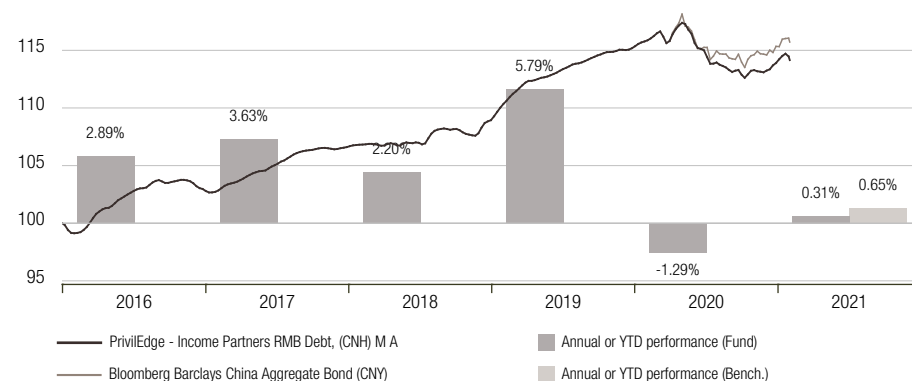
CODES

ISIN	LU1075816691
Bloomberg	PIPRNMA LX
NAV	CNH 117.79

HIGHLIGHTS

PrivilEdge - Income Partners RMB Debt is an actively managed UCITS portfolio benchmarked against the Bloomberg Barclays China Aggregate Bond Index. It is managed by Income Partners, an independent Hong Kong based asset manager investing in the Asian fixed income markets since 1993. The fund invests mainly in investment grade rated issuers denominated in RMB in the Chinese onshore market but can also invest up to 10% in high yield issuers. The fund can also invest in the Chinese offshore market or non-RMB bonds from Greater China issuers on a currency-hedged basis. Originally, the fund invested mainly in the Chinese offshore market without any reference index but its main investment universe was changed from offshore to onshore in 1Q2020. The new index is used from April 1 2020.

NET PERFORMANCE AND ANNUAL PERFORMANCE IN CNH Dec 31, 2015 - Jan 31, 2021



NET PERFORMANCE IN CNH

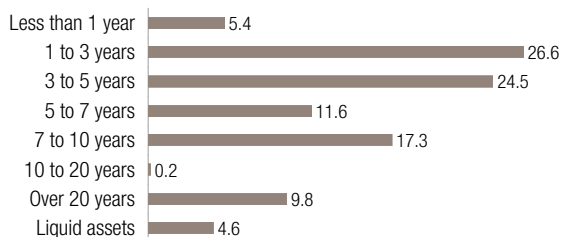
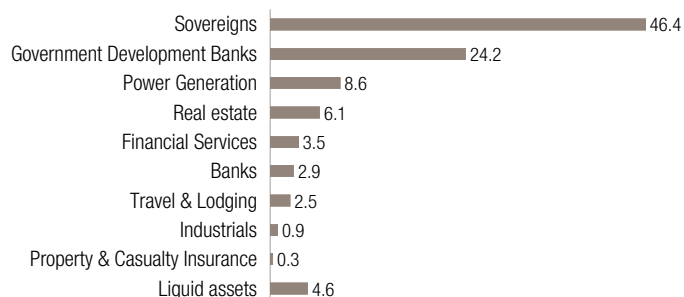
	Fund	Bench.
YTD	0.31%	0.65%
1 month	0.31%	0.65%
3 months	0.71%	1.10%
1 year	-1.45%	-
3 years	6.85%	-
5 years	15.13%	-
Total return (since 20.06.2014)	17.79%	-

STATISTICS 31.01.2016 - 31.01.2021

	Fund	Bench.
Annualised volatility	1.84%	-
Sharpe ratio	1.54	-
Max. drawdown	-3.91%	-
Correlation		0.967

	Fund	Bench.
Annualized		
	-	-
	-	-
	-	-
	-	-
	2.23%	-
	2.84%	-
	2.50%	-

	Fund
Average coupon	3.32%
Average maturity	6.80
Average rating	A
Modified duration	5.20
Yield to maturity	4.10%
Number of positions	98
Non Government Bonds	24.81%

CREDIT RATINGS (IN %)**MATURITIES (IN %)****COUNTRIES (IN %)****SECTORS (IN %)****CURRENCIES (BEFORE HEDGING)****CURRENCIES (AFTER HEDGING)****MONTHLY RETURNS**

IN %	2016		2017		2018		2019		2020		2021	
	Fund	Bench.	Fund	Bench.	Fund	Bench.	Fund	Bench.	Fund	Bench.	Fund	Bench.
January	-0.8		-0.2		0.2		1.3		0.5		0.3	0.6
February	0.4		0.7		0.1		0.8		0.5			
March	1.4		0.3		-0.2		1.0		-0.6			
April	0.4		0.6		0.2		0.2		1.4	1.7		
May	0.8		0.2		0.1		0.3		-1.0	-0.9		
June	0.6		0.5		-0.0		0.3		-1.2	-1.3		
July	0.2		0.6		0.8		0.5		-1.1	-0.4		
August	0.8		0.5		0.4		0.2		-0.4	-0.4		
September	-0.2		0.1		-0.0		0.4		-0.4	-0.4		
October	0.2		0.2		-0.5		0.3		0.4	0.6		
November	-0.3		-0.2		0.1		0.2		0.1	0.2		
December	-0.5		0.3		1.1		0.2		0.3	0.2		
Year	2.9		3.6		2.2		5.8		-1.3	-0.7	0.3	0.6

PARTICULAR RISKS

The following risks may be materially relevant but may not always be adequately captured by the synthetic risk indicator and may cause additional loss:

- Credit risk: A significant level of investment in debt securities or risky securities implies that the risk of, or actual, default may have a material impact on performance. The likelihood of this depends on the credit-worthiness of the issuers.
- Emerging market risk: Significant investment in emerging markets may expose to difficulties when buying and selling investments. Emerging markets are also more likely to experience political uncertainty and investments held in these countries may not have the

GLOSSARY

Credit Ratings: The credit ratings breakdown mentioned for convertible funds is a blend of ratings performed internally as well as ratings provided by external sources.

Risk and Reward Profile: This indicator (SRRl) represents the annualized historical volatility of the Sub-Fund over a 5-year period. Where there are less than 5 years worth of data, missing returns are simulated using an appropriate benchmark. The SRRl may change over time and should not be used as an indicator of future risk or returns. Even the lowest risk classification does not imply that the Sub-Fund is risk-free or that capital is necessarily guaranteed or protected.

Total Expense Ratio (TER): The total fees involved in managing and operating a fund. The TER included the annual management fee and other charges, for example legal, admin, and audit costs (source: annual audited reports or semi annual non audited reports). The Total Expense Ratio (TER) is calculated twice per year and is subject to change between calculation dates.

Volatility: A statistical measure of the fluctuations of a security's price. It can also be used to describe fluctuations in a particular market. High volatility is an indication of higher risk.

Sharpe Ratio: A measure of risk-adjusted performance. The higher the ratio, the better riskadjusted performance has been.

Drawdown: A draw down is usually quoted as the percentage between the peak and trough of an investment during a specific period. It can help to compare an investment's possible reward to its risk.

Correlation: Correlation is a measure of how securities or asset classes move in relation to each other. Highly correlated investments tend to move up and down together while investments with low correlation tend to perform in different ways in different market conditions, providing investors with diversification benefits. Correlation is measured between 1 (perfect correlation) and -1 (perfect opposite correlation). A correlation coefficient of 0 suggests there is no correlation.

Tracking Error: A measure of how closely an investment portfolio follows the index against

DISCLAIMER

This document has been prepared by Lombard Odier Funds (Europe) S.A. and is issued by Lombard Odier Asset Management (Europe) Limited, a private limited company incorporated in England and Wales with registered number 07099556, having its registered office at Queensberry House, 3 Old Burlington Street, London, United Kingdom, W1S 3AB, Lombard Odier Investment Managers ("LOIM") is a trade name.

The fund mentioned in this document (hereinafter the "Fund") is a Luxembourg investment company with variable capital (SICAV). The Fund is authorised and regulated by the Luxembourg Supervisory Authority of the Financial Sector (CSSF) as a UCITS within the meaning of EU Directive 2009/65/EC, as amended. The management company of the Fund is Lombard Odier Funds (Europe) S.A. (hereinafter the "Management Company"), a Luxembourg based public limited company (SA), having its registered office at 291, route d'Arlon, L-1150 Luxembourg, authorized and regulated by the CSSF as a Management Company within the meaning of EU Directive 2009/65/EC, as amended. The Fund is only registered for public offering in certain jurisdictions. This document is not a recommendation to subscribe to and does not constitute an offer to sell or a solicitation or an offer to buy the Fund's shares nor shall there be any sale of the Fund's shares in any jurisdiction in which such offer, solicitation or sale would be unlawful. Consequently, the offering of the Fund's shares may be restricted in certain jurisdictions. Prospective investors must inform themselves of, and observe, such restrictions, including legal, tax, foreign exchange or other restrictions in their relevant jurisdictions. Neither this document nor any part of it shall form the basis of, or be relied on in connection with, any contract to purchase or subscription for the Fund's shares. Any such acquisition may only be made on the basis of the official documents of the Fund each in their final form. The articles of association, the prospectus, the Key Investor Information Document, the subscription form and the most recent annual and semi-annual reports are the only official offering documents of the Fund's shares (the "Offering Documents"). They are available on <http://www.loim.com> or can be requested free of charge at the registered office of the Fund or of the Management Company, from the distributors of the Fund or from the local representatives as mentioned below.

Spain. Supervisory Authority: Comisión Nacional del Mercado de Valores (CNMV). Representative: Alifunds Bank S.A. C/Nuria, 57 Madrid.

An investment in the Fund is not suitable for all investors. Making an investment in a Fund is speculative. There can be no assurance that the Fund's investment objective will be

same protection as those held in more developed countries.

- Financial, economic, regulatory and political risks: Financial instruments are impacted by various factors, including, without being exhaustive, the development of the financial market, the economic development of issuers who are themselves affected by the general world economic situation, and economic, regulatory and political conditions prevailing in the relevant country.

For more details about risk, see appendix B "Risk Factors" of the prospectus.

which it is benchmarked.

Bond Floor: The lowest value that convertible bonds can fall to, given the present value of the remaining future cash flows and principal repayment. The bond floor is the value at which the convertible option becomes worthless because the underlying stock price has fallen substantially below the conversion value.

Delta: The ratio comparing the change in the price of the underlying asset to the corresponding change in the price of a derivative.

Premium: If a fixed-income security (bond) is purchased at a premium, existing interest rates are lower than the coupon rate. Investors pay a premium for an investment that will return an amount greater than existing interest rates.

Yield to Maturity: The rate of return anticipated on a bond if it is held until the maturity date.

Coupon: The interest rate stated on a bond when it's issued.

Modified Duration: This formula is used to determine the effect that a 100-basis-point (1%) change in interest rates will have on the price of a bond.

Average Duration: The average modified duration of the portfolio expressed in years.

Expected Loss: Annual average expected loss to the portfolio expressed in percent.

Attachment Point: The modelled probability of a negative portfolio return in any given year.

FROC (Fixed Rate of Operational Costs): The Operational Costs cover expenses directly incurred by the Company ("Direct Costs") and those resulting from the activities carried out by the Management Company on behalf of the Company ("Fund Servicing Costs").

Swinging Single Pricing (SSP): SSP is an adjustment to the NAV per share in consideration of subscription and redemption activity on a dealing day. For more information, please refer to Section 15.1 "Net Asset Value Determination" of the Sub-Fund Prospectus, which can be found at www.loim.com.

achieved or that there will be a return on capital. Past or estimated performance is not necessarily indicative of future results and no assurance can be made that profits will be achieved or that substantial losses will not be incurred. Where the fund is denominated in a currency other than an investor's base currency, changes in the rate of exchange may have an adverse effect on price and income. All performance figures reflect the reinvestment of interest and dividends and do not take account the commissions and costs incurred on the issue and redemption of shares/units; performance figures are estimated and unaudited. Net performance shows the performance net of fees and expenses for the relevant fund/share class over the reference period. This document does not contain personalized recommendations or advice and is not intended to substitute any professional advice on investment in financial products. Before making an investment in the Fund, an investor should read the entire Offering Documents, and in particular the risk factors pertaining to an investment in the Fund, consider carefully the suitability of such investment to his/her particular circumstances and, where necessary, obtain independent professional advice in respect of risks, as well as any legal, regulatory, credit, tax, and accounting consequences. This document is the property of LOIM and is addressed to its recipient exclusively for their personal use. It may not be reproduced (in whole or in part), transmitted, modified, or used for any other purpose without the prior written permission of LOIM. It is not intended for distribution, publication, or use in any jurisdiction where such distribution, publication, or use would be unlawful. This document contains the opinions of LOIM, as at the date of issue. The information and analysis contained herein are based on sources believed to be reliable. However, LOIM does not guarantee the timeliness, accuracy, or completeness of the information contained in this document, nor does it accept any liability for any loss or damage resulting from its use. All information and opinions as well as the prices indicated may change without notice. The contents of this document are intended for persons who are sophisticated investment professionals and who are either authorised or regulated to operate in the financial markets or persons who have been vetted by LOIM as having the expertise, experience and knowledge of the investment matters set out in this document and in respect of whom LOIM has received an assurance that they are capable of making their own investment decisions and understanding the risks involved in making investments of the type included in this document or other persons that LOIM has expressly confirmed as being appropriate recipients of this document. If you are not a person falling within the above categories you are kindly asked to either return this document to LOIM or to destroy it and are expressly warned that you must not rely upon its contents or have regard to any of the matters set out in this document in relation to investment matters and must not transmit this

document to any other person. Neither this document nor any copy thereof may be sent, taken into, or distributed in the United States of America, any of its territories or possessions or areas subject to its jurisdiction, or to or for the benefit of a United States Person. For this purpose, the term "United States Person" shall mean any citizen, national or resident of the United States of America, partnership organized or existing in any state, territory or possession of the United States of America, a corporation organized under the laws of the United States or of any state, territory or possession thereof, or any estate or trust that is subject to United States Federal income tax regardless of the source of its income.

Source of the figures: Unless otherwise stated, figures are prepared by LOIM.

Disclaimer related to Morningstar Ratings and Categories: © 2021 Morningstar, Inc. All Rights Reserved. The information contained herein: (1) is proprietary to Morningstar; (2) may not be copied or distributed; and (3) is not warranted to be accurate, complete or timely. Neither Morningstar nor its content providers are responsible for any damages or losses arising from any use of this information.

Important information on benchmarks: Any benchmarks/indices cited herein are provided for information purposes only. No benchmark/index is directly comparable to the investment objectives, strategy or universe of a fund. The performance of a benchmark shall not be indicative of past or future performance of any fund. It should not be assumed

that the relevant fund will invest in any specific securities that comprise any index, nor should it be understood to mean that there is a correlation between such fund's returns and any index returns.

Important information on target performance/risk: Target performance/risk represents a portfolio construction goal. It does not represent past performance/risk and may not be representative of actual future performance/risk.

Important information on portfolio composition: The portfolio information provided in this document is for illustrative purposes only and does not purport to be recommendation of an investment in, or a comprehensive statement of all of the factors or considerations which may be relevant to an investment in, the referenced securities. They illustrate the investment process undertaken by the manager in respect of a certain type of investment, but may not be representative of the Fund's past or future portfolio of investments as a whole and it should be understood that they will not of themselves be sufficient to give a clear and balanced view of the investment process undertaken by the manager or of the composition of the investment portfolio of the Fund. As the case may be, further information regarding the calculation methodology and the contribution of each holding in the representative account to the overall account's performance can be obtained by the Fund or the Management Company.

© 2021 Lombard Odier Investment Managers – all rights reserved.