

Total net assets 1797.39 M€
NAV 101.98 €

Inception date Aug 8, 2014
ISIN Code FR0012074151
Bloomberg Code LAZOCFG

MORNINGSTAR
OVERALL ★★★★★



SFDR Classification : Article 8

Country of registration



MANAGER(S)




François Lavier Alexis Lautrette Charles Marcoux

INVESTMENT POLICY

The financial management objective aims to achieve, by applying a Socially Responsible Investment (SRI) management approach over the recommended investment period of 3 years, a net performance higher than that of the following composite benchmark, whose components are hedged in the reference currency of the share, with net dividends reinvested and rebalanced monthly:
40% ICE BofA Euro Subordinated Financial Index ; 40% ICE BofA Euro Financial High Yield Index ; 20% ICE BofA Contingent Capital Index.

RISK SCALE**



Recommended investment period of 3 years

BENCHMARK INDEX

40% ICE BofA Euro Subordinated Financial Index ; 40% ICE BofA Euro Financial High Yield Index ; 20% ICE BofA Contingent Capital Index

FEATURES

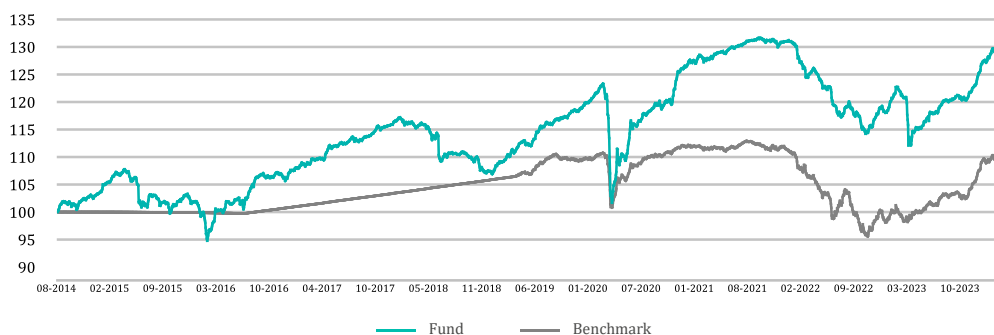
Legal Form	FCP
Legal Domicile	France
UCITS	Yes
AMF Classification	International bonds
Eligibility to PEA (personal equity savings plan)	No
Currency	EURO
Subscribers concerned	
Inception date	08/08/2014
Date of share's first NAV calculation	08/08/2014
Management company	Lazard Frères Gestion SAS
Custodian	CACEIS Bank
Fund administration	CACEIS Fund Admin
Frequency of NAV calculation	Daily
Order execution	For orders placed before 12:00 pm subscriptions and redemptions on next NAV
Subscription terms	D (NAV date) + 2 business day
Settlement of redemptions	D (NAV date) + 2 business day
Share decimalisation	Yes
Minimum investment	1 share
Subscription fees	4% max.
Redemption fees	Nil
Management fees (max)	0.27% max
Performance fees ⁽¹⁾	30% of the performance over the benchmark
Current expenses	0.28%

**Risk scale : For the SRI methodology, please refer to Art. 14(c) , Art. 3 and Annexes II and III PRIIPs RTS

⁽¹⁾ Please refer to the Prospectus for more details about the performance fees

(3) Ratios calculated on a weekly basis

HISTORICAL NET ASSET VALUE (10 YEARS OR SINCE INCEPTION)



Past performance is no guarantee of future performance and is assessed at the end of the recommended investment period.

HISTORICAL PERFORMANCE

	Cumulative					Annualized	
	1 Month	YTD	1 Year	3 Years	5 Years	3 Years	5 Years
Fund	-0.04%	1.67%	7.20%	1.90%	17.54%	0.63%	3.28%
Benchmark	-0.02%	0.61%	11.77%	-0.90%	3.76%	-0.30%	0.74%
Difference	-0.02%	1.07%	-4.57%	2.80%	13.78%	0.93%	2.54%

PERFORMANCE BY CALENDAR YEAR

	2023	2022	2021	2020	2019	2018	2017	2016	2015
Fund	7.98%	-9.89%	3.27%	5.85%	11.63%	-7.33%	7.75%	11.04%	-2.38%
Benchmark	11.62%	-11.81%	-0.61%	2.22%	3.50%	2.41%	2.40%	2.11%	-0.21%

TRAILING 1Y PERFORMANCE

	Fund	Benchmark
2024 02 29	7.20%	11.77%
2023 02 28	-4.04%	-8.27%
2022 02 28	-0.94%	-3.36%
2021 02 28	5.33%	1.27%
2020 02 29	9.51%	3.39%
2019 02 28	-5.18%	2.40%
2018 02 28	6.72%	2.40%
2017 02 28	12.45%	1.49%
2016 02 29	-8.99%	-0.14%

RISK RATIOS***

	1 Year	3 Years
Volatility		
Fund	5.52%	4.43%
Benchmark	3.52%	4.61%
Tracking Error	5.51%	4.23%
Information ratio	-0.75	0.20
Sharpe ratio	0.56	-0.14
Alpha	1.41	0.73
Beta	0.51	0.54

PORTFOLIO CHARACTERISTICS

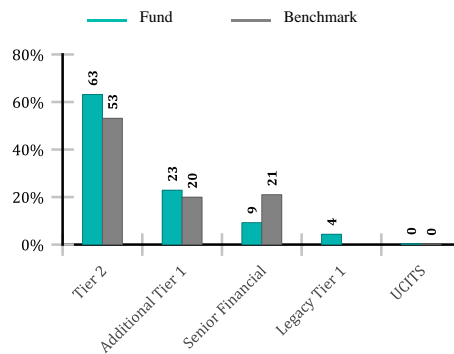
	Yield to worst	Yield to call	Yield to maturity	Spread vs Govies (bps)	Modified Duration	Credit Sensitivity	Issues Rating* BB+	Issuers Rating* BBB
Gross (Net hedge FX)	6.1%	6.4%	6.9%	323	2.5	2.7		*Average rating
Net (hedged FX/CDS/Taux)	-	6.3%	-	-	3.1	2.7		

Estimates of yields, OAS spreads or sensitivities are based on LFG's best judgment for all securities included in the portfolio as of the date mentioned (cash excluded). LFG does not provide any guarantee.

MAIN HOLDINGS

Holdings	Weight
BNPP FORTIS TV CV 07-19DE--T	2.8%
ASR NEDERLAND NV TV 22-07DE43A	2.2%
BCO COM. PORTUG. TV 21-17MY32A	1.9%
BCP TV (EMTN) 19-27MR30A	1.8%
BCO SABADEL.TV(EMTN)23-16AG33A	1.8%

SUBORDINATION BREAKDOWN (%)

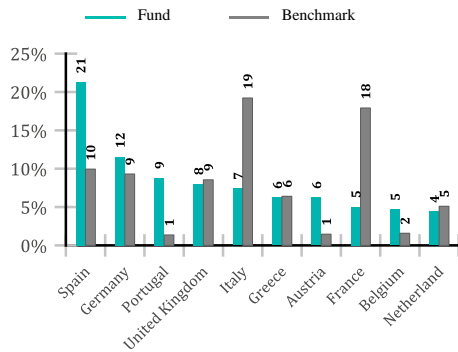


CURRENCY BREAKDOWN (%)

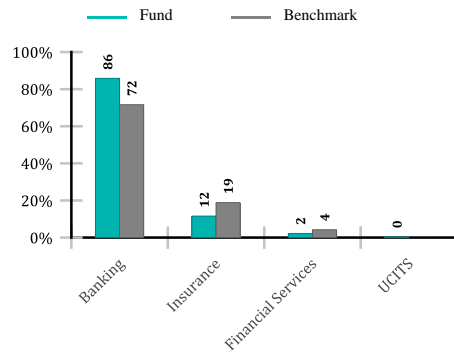
Currencies	Gross weight	Net weight
EUR	81.2%	90.8%
USD	12.4%	7.7%
GBP	4.9%	0.0%
Others Currencies	1.4%	1.5%

*Net exposure of FX hedges.

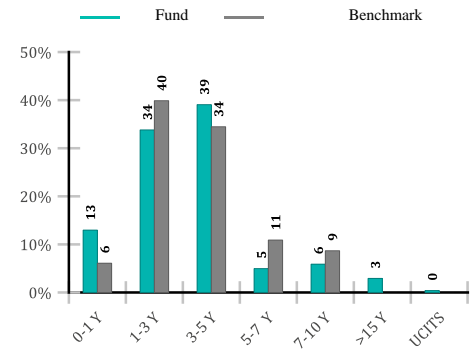
GEOGRAPHICAL BREAKDOWN % (Top Ten)



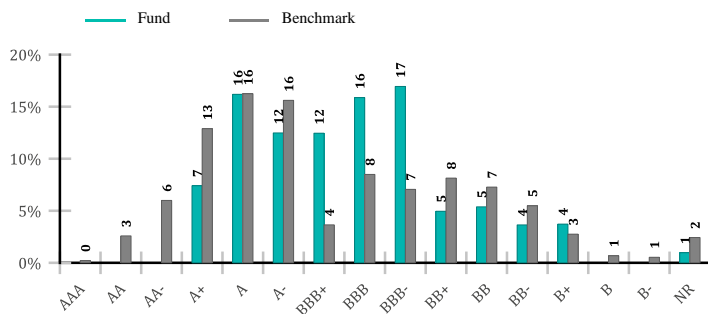
SECTOR BREAKDOWN % (Top Ten)



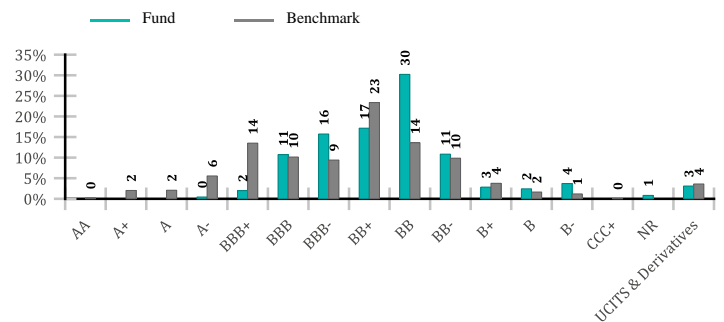
MATURITY BREAKDOWN % (Next call Date)



ISSUER RATING BREAKDOWN (%)



ISSUE RATING BREAKDOWN (%)



FUND MANAGERS COMMENT

February was a flat to slightly negative Month for the asset class only due to higher Rates which rose by +13 to +48 bps depending on the currency and point of the yield curve. Better macro figures and some slight negative surprises on CPI explained that movement with now later and less cuts priced in the markets. Spreads tightened by -11 bps for Senior debt, -16 bps for Tier 2 IG and between -18 to -25 bps for AT1s which outperformed the rest of the capital stack with TRR of -0.1% to +0.2% whereas Senior debt ended at -0.6% and Banks Tier 2 IG had a -0.2% TRR. Subordinated debt of insurers also outperformed with a TRR of -0.2%.

The primary market was active in February with around 41 bn issued this month (in line vs 2023).

We had the issuance of eleven capital instruments last month for 9.3 bn, with seven AT1s (\$ ING 8%, \$ UBS 7.75%, \$ Swedbank 7.75%, \$ BNP 8%, € ABN Amro 6.875%, £ Investec 10.5%, \$ Standard Chartered 7.875%) and four Tier 2 callable (Danske Bank, BPCE, SEB, Natwest).

Calls and refinancing are very advanced for the 2024 vintage with roughly 62% of all Tier 2 and AT1 callable in 2024 already called or refinanced, without any non-call so far.

The earnings season for banks is very well advanced and most are publishing historical record profits for 2023, thanks to a big jump in revenues, notably the Net Interest Income. Insurers are publishing a good set of results without shining as much as banks.

We had some volatility at the start of the month due to some concerns on Commercial Real Estate (CRE) exposures. It started with a US bank, NYCB, which went under pressure due to its elevated exposure to multi-family rents, it continued with a Japanese bank, Aozora Bank, which took elevated provisions to cover its US CRE portfolio. Both entities have low capital ratios and taking more provisions were absolutely needed, even if, their situation is very specific. We then had some contagion to a German bank with Deutsche Pfandbriefbank (PBB) under pressure as this is a monoline specialized in CRE. The read through from the market was exaggerated by the small size of the bank and the lack of liquidity in its bonds. More provisions will be needed but its capital ratios are twice more elevated than NYCB or Aozora Bank.

We continue to see ratings upgrade with Sabadell upgraded by S&P to BBB+ vs BBB and Permanent TSB upgraded by Fitch from BB+ to BBB-. Unipol has come under credit watch positive with Moody's after announcing the merger between its Holdco and Opco entities.

In Lazard Credit Fi, the most important contributors to the performance have been :

- By subordination, insurers Tier 2 (+0,07%) and senior (+0,07%)
- By country, Germany (-0,21%) and Spain (+0,12%)
- By issuer, Deutsche Pfandbriefbank (-0,12%) and Banco Comercial Portugues (+0,05%)

CONTACTS AND ADDITIONAL INFORMATION

Glossary :

Alpha represents the return of a portfolio that is attributable to the manager's investment decisions.

Beta measures a fund's sensitivity to movements in the overall market.

Information ratio represents the value added by the manager (excess return) divided by the tracking error.

Sharpe ratio measures return in excess of the risk free rate for every unit of risk taken.

Tracking error measures the volatility of the difference between a portfolio's performance and the benchmark.

Volatility is a measure of the fund's returns in relation to its historic average.

Yield to Maturity indicates the rate of return generated if a security is held to its maturity date.

Coupon Yield is the annual coupon value divided by the price of the bond.

Average Credit Spread is the credit spread of a bond over LIBOR, taking into account the value of the embedded option.

Average Rating is the weighted average credit rating of bonds held by the Fund.

Modified Duration is the percentage change in the value of a bond resulting from a 1% interest rate change.

Average Maturity is the average time to maturity of all bonds held by the Fund.

Spread Duration is the sensitivity of a bond price to a change in spreads.

Yield is the internal rate of return of a bond if held to maturity, but not accounting for conversion features of a convertible bond.

Delta represents the sensitivity of convertible bonds held by the Fund to a change in the underlying security price.

Website: www.lazardfreresgestion.com

France

Lazard Frères Gestion, S.A.S. 25 rue de Courcelles, 75008 Paris

Telephone : +33 1 44 13 01 79

Belgium and Luxembourg

Lazard Fund Managers (Ireland) Limited, Belgium Branch

326 Avenue Louise, 1050 Brussels, Belgium

Telephone: +32 2 626 15 30/ +32 2 626 15 31

Email: lfm_belgium@lazard.com

Germany and Austria

Lazard Asset Management (Deutschland) GmbH

Neue Mainzer Str. 75, 60311 Frankfurt am Main

Telephone: +49 69 / 50 60 60

Email: fondsinformationen@lazard.com

Italy

Lazard Asset Management (Deutschland) GmbH

Via Dell'Orso 2, 20121 Milan

Telephone: + 39-02-8699-8611

Email: fondi@lazard.com

Spain, Andorra and Portugal

Lazard Fund Managers (Ireland) Limited, Sucursal en España

Paseo de la Castellana 140, Piso 10º, Letra E, 28046 Madrid

Telephone : + 34 91 419 77 61

Email: contact.es@lazard.com

United Kingdom, Finland, Ireland, Denmark, Norway and Sweden

Lazard Asset Management Limited 50 Stratton Street, London W1J 8LL

Telephone : 0800 374 810

Email: contactuk@lazard.com

Switzerland and Liechtenstein

Lazard Asset Management Schweiz AG Uraniast. 12, CH-8001 Zürich

Telephone : +41 43 / 888 64 80

Email: lfm.ch@lazard.com

Pays-Bas

Lazard Fund Managers (Ireland) Limited.

Amstelplein 54, 26th floor 1096BC Amsterdam

Téléphone: +31 / 20 709 3651

Email: contact.NL@lazard.com

Non-contractual document: This is a marketing communication. This document is provided for the information of unitholders or shareholders in accordance with applicable regulations. It does not constitute investment advice, an invitation or an offer to subscribe to financial instruments. Investors should read the prospectus carefully before subscribing. Please note that not all share classes are authorised for distribution in all jurisdictions. No investment in the portfolio will be accepted until it has been properly registered in the relevant jurisdiction.

France: Any person requiring information in relation to the Fund mentioned in this document is required to consult the PRIIPS KID which is available on request from Lazard Frères Gestion SAS. The information contained in this document has not been independently verified or audited by the statutory auditors of the UCITS(s) concerned. This information is provided by Lazard Frères Gestion SAS, 25, rue de Courcelles 75 008 Paris.

Switzerland and Liechtenstein: Lazard Asset Management Schweiz AG, Uraniastrasse 12, CH-8001 Zurich. The representative in Switzerland is ACOLIN Fund Services AG, Leutschenbachstrasse 50, CH-8050 Zurich, the Paying Agent is Banque Cantonale de Genève, 17, quai de l'île, CH-1204 Geneva. For further information please visit our website, contact the Swiss representative or visit www.fundinfo.com. The paying agent in Liechtenstein is LGT Bank AG, Herrengasse 12, FL-9490 Vaduz. Not all share classes of the respective sub-fund are registered for distribution in Liechtenstein and are aimed exclusively at institutional investors. Subscriptions may only be made on the basis of the current prospectus. The performance shown does not take account of any commissions and costs charged when subscribing to and redeeming shares.

United Kingdom, Finland, Ireland, Denmark, Norway and Sweden: The information is approved, on behalf of Lazard Fund Managers (Ireland) Limited, by Lazard Asset Management Limited, 50 Stratton Street, London W1J 8LL. Company registered in England and Wales under number 525667. Lazard Asset Management Limited is authorised and regulated by the United Kingdom's Financial Conduct Authority (FCA).

Germany and Austria: Lazard Asset Management (Deutschland) GmbH, Neue Mainzer Strasse 75, 60311 Frankfurt am Main is authorised and regulated in Germany by the Federal Financial Supervisory Authority (BaFin). The Paying Agent in Germany is Landesbank BadenWürttemberg, Am Hauptbahnhof 2, 70173 Stuttgart; the Paying Agent in Austria is UniCredit Bank Austria AG, Rothschildplatz 1, 1020 Vienna.

Belgium and Luxembourg: This information is provided by the Belgian Branch of Lazard Fund Managers Ireland Limited, Blue Tower Louise, Avenue Louise 326, Brussels, 1050 Belgium. The Paying Agent and the Representative in Belgium for the registration and the receipt of requests for issuance or repurchase of units or for switching sub-funds for French funds is RBC Investor Services Bank S.A : 14, Porte de France, L-4360 Esch-sur-Alzette-Grand Duché de Luxembourg

Italy: This information is provided by the Italian branch of Lazard Asset Management (Deutschland) GmbH. Lazard Asset Management (Deutschland) GmbH Milano Office, Via Dell'Orso 2 - 20121 Milan is authorised and regulated in Germany by BaFin. Not all the share classes of the relevant sub-fund are registered for marketing in Italy and they are intended exclusively for institutional investors. Subscriptions may only be made on the basis of the current prospectus. The Paying Agent for the French funds are Société Générale Securities Services, Via Benigno Crespi, 19, 20159 Milano, and BNP Paribas Securities Services, Piazza Lina Bo Bardi, 3, 20124 Milano.

Netherlands: This information is provided by the Dutch branch of Lazard Fund Managers (Ireland) Limited, which is registered with the Dutch Authority for the Financial Markets (Autoriteit Financiële Markten).

Spain and Portugal: This information is provided by the Spanish branch of Lazard Fund Managers Ireland Limited, Paseo de la Castellana 140, Piso 100, Letra E, 28046 Madrid and registered with the National Securities Market Commission (Comisión Nacional del Mercado de Valores or CNMV) under number 18.

Andorra: Only for financial entities authorised in Andorra. This information is provided by the Spanish branch of Lazard Fund Managers Ireland Limited, Paseo de la Castellana 140, Piso 100, Letra E, 28046 Madrid and registered with the National Securities Market Commission (Comisión Nacional del Mercado de Valores or CNMV) under number 18. This information is approved by Lazard Asset Management Limited (LAML). LAML and the Fund are not regulated or authorised or registered in the official registers of the Andorran regulator (AFA) and, accordingly, Shares in the Fund may not be offered or sold in Andorra through active marketing activities. Any order transmitted by an authorised Andorran financial entity for the purpose of acquiring Units in the Fund and/or any commercial document relating to the Fund shall be communicated in response to an unsolicited contact from the investor.

For any complaint, please contact the LFM, LAM or LFG office in your country. You will find the contact details above.

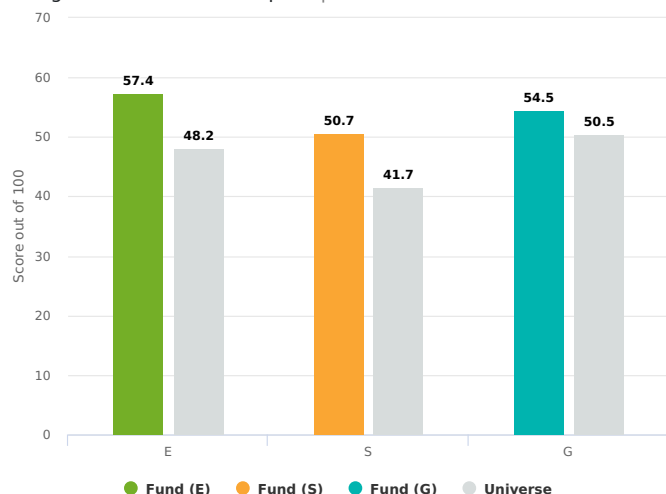
LAZARD FRÈRES GESTION
SAS au capital de 14 487 500 € - 352 213 599 RCS Paris - 25 rue de Courcelles 75008 Paris
www.lazardfreresgestion.fr

ESG rating - Lazard Credit Fi SRI
52.93

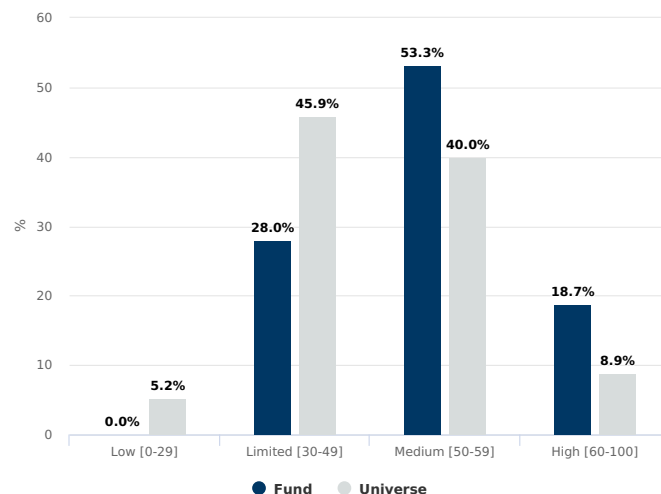
ESG rating Universe*
48.25

Minimum label SRI rating
51.90

Average score on each ESG pillar | Score out of 100



ESG score distribution in %



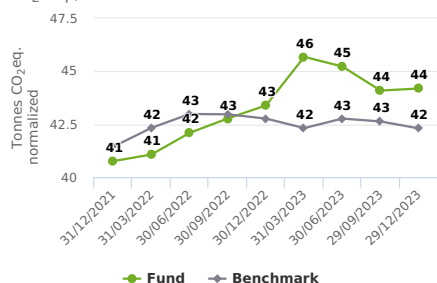
Source: Mitec Moody's ESG Solutions / MSCI ESG. Fund coverage rate: 92.7%. Universe coverage rate: 100.0%

*Universe: european financial companies analyzed by Moody's ESG Solutions and MSCI ESG

ESG performance indicators

Environmental

Carbon intensity
Tonnes CO₂ eq./M€ of Sales

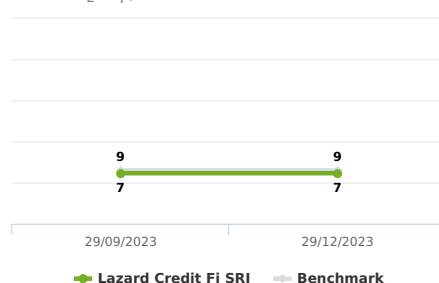


Benchmark: 40% ICE Euro Sub Fin + 40% ICE Euro Fin HY + 20% ICE Contingent Capital H EUR

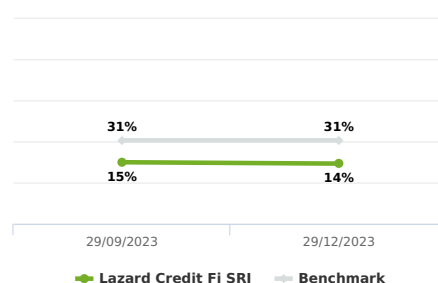
Source: Trucost - scopes 1, 2 and 3

Fund coverage rate: 79.6% ; benchmark: 85.0%

Carbon footprint
Tonnes CO₂ eq./M€ of EVIC



% of companies with high or critical Environmental controversies



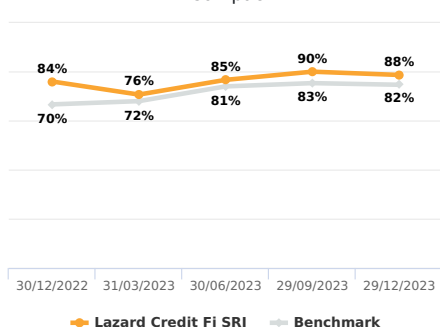
Source: Moody's ESG Solutions

Fund coverage rate: 100.0%

Benchmark coverage rate: : 100.0%

Human rights

% of companies signatories of United Nation Global Compact



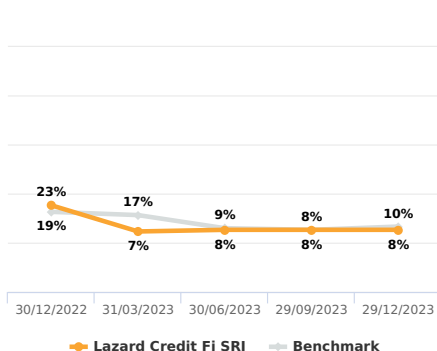
Source: Moody's ESG Solutions

Fund coverage rate: 85.8%

Benchmark coverage rate: 92.6%

Social

% of companies with high or critical HR controversies



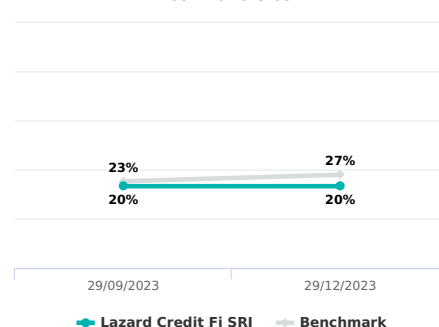
Source: Moody's ESG Solutions

Fund coverage rate: 100.0%

Benchmark coverage rate: 100.0%

Governance

% of companies with high or critical Governance controversies



Source: Moody's ESG Solutions

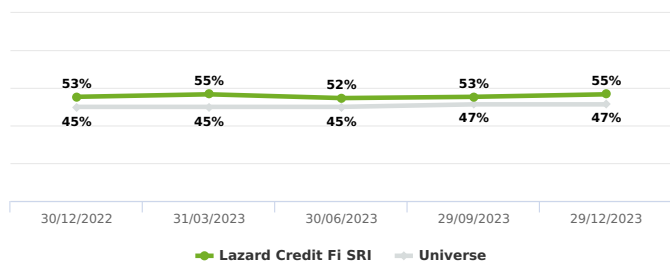
Fund coverage rate: 100.0%

Benchmark coverage rate: 100.0%

Evolution of additional ESG indicators, source Moody's ESG Solutions

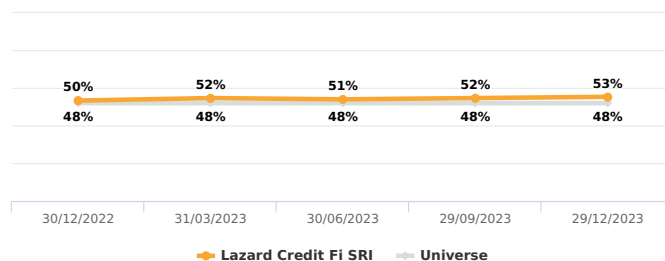
Development of green products and services	Responsible customer relations	Prevention of discrimination and promotion of diversity	Audit and internal controls
Goals			
Rates companies based on sustainable products and companies offered to customers customers, as well as their "research & development" achievements.	Analyses companies' best practices with respect to their customers.	Reviews company policies aimed at preventing discrimination at work and promoting and developing diversity in the workplace.	Rates companies on the quality of their internal controls and risks covered.
Factors Analysed			
<ul style="list-style-type: none"> Commitment in terms of sustainable products and services (definition of precise objectives, etc) Resources allocated to achieve this commitment (R&D budget, dedicated structures) Share of the company's activity concerned by this policy (segments concerned, number of products) Company performance on sustainable products and services compared to the sector 	<ul style="list-style-type: none"> Prevention of abusive practices and establishing mutually beneficial relationships Compliance with contractual clauses Setting up appeal systems and due process 	<ul style="list-style-type: none"> Commitment on discrimination and diversity Measures implemented by the company to achieve this objective Controversies affecting the company in this area 	<ul style="list-style-type: none"> Internal company audit committee CSR risk management and its inclusion in reporting Controversies involving the company in this area (severity, frequency, responsiveness)

Development of green products and services



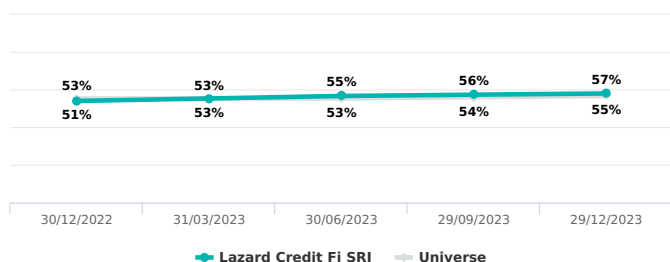
Source: Moody's ESG Solutions
Fund coverage rate: 86.7%
Universe coverage rate: 60.4%

Responsible customer relations



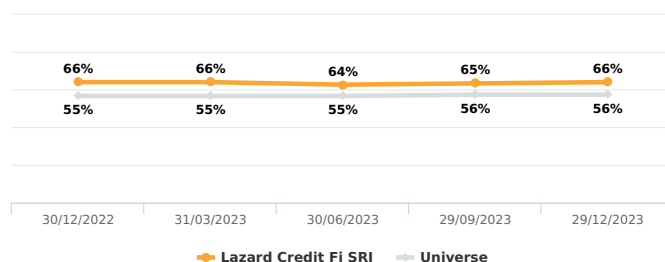
Source: Moody's ESG Solutions
Fund coverage rate: 86.7%
Universe coverage rate: 61.6%

Audit and internal controls



Source: Moody's ESG Solutions
Fund coverage rate: 86.7%
Universe coverage rate: 62.8%

Prevention of discrimination and promotion of diversity



Source: Moody's ESG Solutions
Fund coverage rate: 86.7%
Universe coverage rate: 62.8%

SRI label commitments

List of indicators for which the fund is committed to outperforming its benchmark / universe, as defined in the SRI label guidelines:

- % of companies with high or critical Environmental controversies
- % of companies with high or critical Governance controversies

Carbon footprint methodology (environmental impact)

- Lazard Frères Gestion decided to establish a partnership with TRUCOST in 2016, in order to receive carbon footprint data.
- Lazard Frères Gestion uses the carbon footprint indicator, which is expressed in CO₂ equivalent tons per €m of revenue.
- The carbon footprint assessment takes into account scope 1, 2 and 3 greenhouse gas (GHG) emissions:
 - Scope 1: all direct emissions related to the combustion of fossil fuels required to manufacture the product.
 - Scope 2: indirect emissions linked to the production of electricity, heat or steam consumed by the activities of the company.
 - Scope 3: other indirect emissions, all other indirect emissions related to the activity of the company considered.
- These measurements are made only on securities held directly.
- In the case of a listed company for which we do not have carbon data, its weighting is then proportionally distributed over the weight of other companies in the same sector, in order to preserve the initial sectoral weightings.
- The weight of each security in the portfolio is rebased so that the total weight is 100%.
- The method used to calculate the carbon footprint of a portfolio is a weighted average of GHGs divided by the revenue of each position. This gives us the following formula:

$$\text{Carbon footprint of the portfolio} = \sum \left[\left(\frac{\text{Carbon emissions (scope 1 + 2 + 3)}}{\text{Revenue}} \right) \text{ of each security} \times \text{security weight} \right]$$

- The level of CO₂ emissions of a company is highly dependent on its field of activity. Some sectors are structurally more “emitting” than others.

This document is not pre-contractual or contractual in nature. It is provided for information purposes.

It presents analyses and descriptions prepared by Lazard Freres Gestion SAS on the basis of general information and statistics obtained from public sources. There is no guarantee that this information will remain accurate after the publication date.

The interpretation of these analyses or descriptions may vary according to the methods used. Moreover, the instruments and securities referred to in this document are subject to market fluctuations, and therefore no guarantee can be given as regards their performances and evolutions in the future. The analyses and descriptions contained in this document shall not be interpreted as being advice or recommendations on the part of Lazard Freres Gestion SAS. This document does not constitute an offer or invitation to purchase or sell, nor an encouragement to invest in any of the instruments or securities referred to herein.

It is therefore the responsibility of each individual to assess the risks associated with these services and/or investments independently before making any investment. Investors should refer to the terms and conditions of Lazard Freres Gestion SAS in relation to the services and/or investments mentioned in this document.

Moreover, any person wanting to invest in the undertaking(s) for collective investment in transferable securities (UCITS) mentioned in this document is required to consult the KIID approved by the French AMF ("Autorite des Marches Financiers") that is provided to all subscribers and which is available on simple request from Lazard Freres Gestion SAS. The information contained in this document has not been independently verified or audited by the statutory auditors of the UCITS(s) concerned.

The legal and tax information provided are general in nature and do not constitute consultation in this regard. The reader is advised to consult an appropriate and competent legal and tax expert before proceeding with any investment.

The prospectus, KIID and financial reports of the fund are available free of charge on the Lazard Freres Gestion website and from our local distributors. Performances are calculated after deduction of management fees but do not include taxes or subscription and redemption fees, which are borne by the subscriber. Past performance is no guarantee of future results. The instruments and securities referred to in this document are subject to market fluctuations, and therefore no guarantee can be given as regards their performances and evolutions in the future.