



# AQR Managed Futures UCITS Fund

Factsheet | March 2021

## Key Information

### Share Class:

E (EUR)

### Fund Inception Date:

1 October 2014

### Share Class Inception Date:

22 July 2015

### Fund Size:

\$693mm (as of 31 Mar. 2021)

### Domicile:

Luxembourg

### ISIN:

LU1103258437

### Benchmark:

EONIA

### Share Price:

85.95 (as of 31 Mar. 2021)

### Number of Holdings:<sup>1</sup>

72 (50 Long, 22 Short)

### Currency Pairs:

46

### Morningstar® Category:

EAA Fund Alt - Systematic Futures

### Minimum Subscription:

80mm

### Investment Management Fee:<sup>2</sup>

0.40%

### Administrative & Operating Fee:

0.14%

### Performance Fee:<sup>3</sup>

10.0%

### Local Lux Tax:<sup>4</sup>

0.01%

## Fund Overview

### Fund Aspects:

Global, long/short absolute return portfolio that seeks to efficiently execute an active trend-following strategy across four asset classes: equity indices, fixed income, commodity indices and currencies.

The Fund emphasizes diversification across several themes:

**Signal Types:** Combines short-term, long-term and overextended signals to modulate risk when the risk of reversals is higher.

**Investments:** Trades over 80 liquid contract exposures across four major asset classes.

**Risk:** Position sizes are based on risk, dynamically allocating capital based on proprietary forecasts of market volatility.

The Fund targets 10% volatility, utilizing futures, forwards and other liquid derivatives to increase or decrease the notional exposure of the portfolio (generally employs implicit leverage).

### Fund Objective:

The Fund seeks to produce attractive risk-adjusted returns while realizing low-to-zero long-term average correlation to traditional markets over the long-term.

There can be no assurance that the Fund will achieve its investment objective.

### Umbrella Fund:

The Fund is a sub-fund of AQR UCITS Funds, a Luxembourg based UCITS of which the management company is FundRock Management Company S.A.

### Risk Management:

Risk control is built into AQR's investment process with risk management applied at every step of the portfolio's construction.

Separate Portfolio and Risk management teams actively monitor and assess risk of the Fund.

Separate risk management oversight incorporates a systematic risk-reduction process to better manage risk during periods of significant loss.

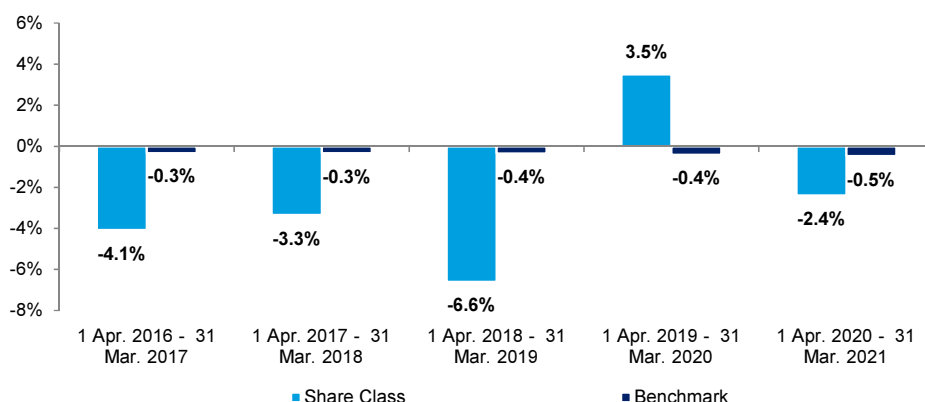
### Risk and Reward Profile:

Calculated using historical data which may not be a reliable indicator of the Fund's future risk profile. See Key Investor Information Document (KIID) for details.

Lower Risk Potentially Lower Rewards ← 1 2 3 4 5 6 7 → Higher Risk Potentially Higher Rewards

## Share Class Performance (Net) as of 31 Mar. 2021<sup>5</sup>

	Share Class	Benchmark
1 Month	-0.5%	0.0%
3 Months	3.9%	-0.1%
YTD	3.9%	-0.1%
1 Year	-2.4%	-0.5%
3 Year	-1.9%	-0.4%
5 Year	-2.6%	-0.4%
Since Inception	-2.6%	-0.4%



<sup>1</sup> Holdings subject to change without notice.

<sup>2</sup> Fees follow a step-down structure. Fees are charged on an investor's net aggregate subscription (subscription minus redemptions) vs. a blended weighted average approach.

<sup>3</sup> Please note performance fees are charged over a cash hurdle measured by the EONIA for this share class.

<sup>4</sup> Local Lux Tax per annum of Fund's NAV, payable quarterly.

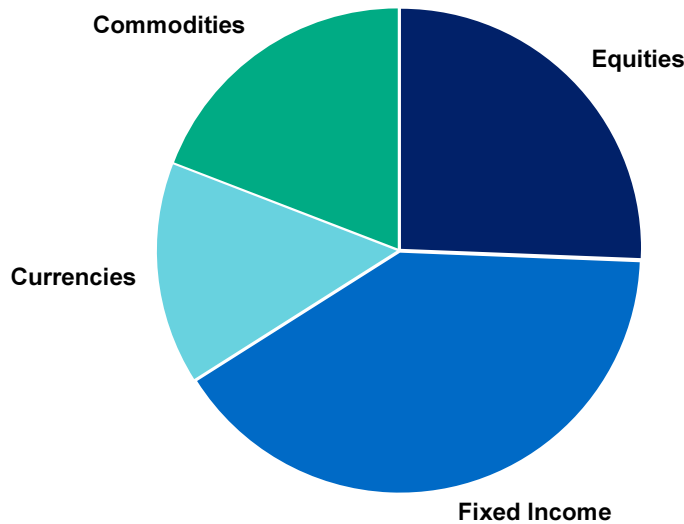
<sup>5</sup> Source: AQR, Bloomberg. Past performance is not a guarantee of future performance. Returns over one year are annualised. For fees, refer to the Key Information section.

Please note this share class is exclusively reserved for seed investors of the Fund as well as to certain strategic investors, subject to discretion of the Board of Directors.

Approved as a Financial Promotion for non-MiFID II regulated activities and for Institutional Investors only.

## Fund Characteristics

### Risk Allocation:



Source: AQR. For illustrative purpose only. There is no guarantee that the target risk allocations will be achieved and actual allocations may be significantly different than that shown here. The illustrative allocation above does not represent the actual allocation of any AQR client account, fund or strategy. Please read important disclosures at the end of this document.

## Principal Risks

The use of derivatives, forward and futures contracts, and commodities exposes the Fund to additional risks including increased volatility, lack of liquidity, insolvency and possible losses greater than the Fund's initial investment as well as increased transaction costs. Commodity prices react, among other things, to economic factors such as changing supply and demand relationships, weather conditions and other natural events, all of which may affect your investment.

Concentration generally will lead to greater price volatility.

Diversification does not eliminate the risk of experiencing investment losses.

An investor considering the Funds should be able to tolerate potentially wide price fluctuations. The Funds are subject to high portfolio turnover risk as a result of frequent trading, and thus will incur a higher level of brokerage fees and commissions, and cause a higher level of tax liability to shareholders in the Funds.

There are risks involved with investing including the possible loss of principal. Past performance is not a guarantee of future results.

The Fund may invest in less economically developed (known as emerging) markets which can involve greater risks than well developed economies. Amongst other issues, the level of government supervision and market regulation may be less than in more developed economies and could affect the value of your investment. Investment in emerging markets also increases the risk of settlement default.

The Fund relies upon the performance of the investment manager of the Fund. If the investment manager performs poorly the value of your investment is likely to be adversely affected.

More information in relation to risks in general may be found in the "Risk Factors" section of the prospectus.

## Investment Approach

The Fund invests in a portfolio of futures contracts and futures-related instruments, utilizing more than 80 contracts across four asset classes: equity indices, fixed income, commodity indices and currencies. The Fund can take long or short positions in any of these instruments, and thus seeks to benefit if the price of the underlying instrument rises or falls.

### Trading Strategies

#### Short-Term Trend Strategy

This strategy aims to profit from a number of behavioral biases and market frictions that cause prices to under-react to either good or bad news. These biases present opportunities for the Fund to invest before prices move fully to reflect the change in fundamental value.

#### Long-Term Trend Strategy

This strategy aims to profit from a number of behavioral biases that may cause market participants to overreact.

#### Over-Extended Trend Strategy

This strategy aims to recognize when a trend is over-extended, which can increase the probability that the trend will reverse.

### Trading and Risk Control

#### Trading Cost Management

The Fund employs proprietary techniques and knowledge of short-term market dynamics to optimize the costs of trading.

Trading is performed by a 24-hour global trading team with extensive expertise in many asset classes.

#### Risk Reduction

The Fund's portfolio managers utilize a proprietary risk reduction system engineered to better manage portfolio-level risk during periods of significant loss.

### Reasons to Invest

Managed Futures as a strategy is built upon sound economic intuition and is backed by extensive research.

The strategy has delivered attractive risk-adjusted returns with a low correlation to both equity markets and other hedge fund strategies, historically.

The strategy tends to have positive beta in equity up markets and negative beta in equity down markets, which has contributed to stronger performance during "stress periods".

## Portfolio Managers



**Clifford S. Asness, Ph.D.**  
Managing & Founding  
Principal, AQR  
Ph.D., M.B.A., University of  
Chicago  
B.S., B.S., University of  
Pennsylvania



**Ari Levine**  
Principal, AQR  
M.S., B.S., B.S., University of  
Pennsylvania



**John Liew, Ph.D.**  
Founding Principal, AQR  
Ph.D., M.B.A., University of  
Chicago  
B.A., University of Chicago



**Yao Hua Ooi**  
Principal, AQR  
B.S., B.S., University of  
Pennsylvania

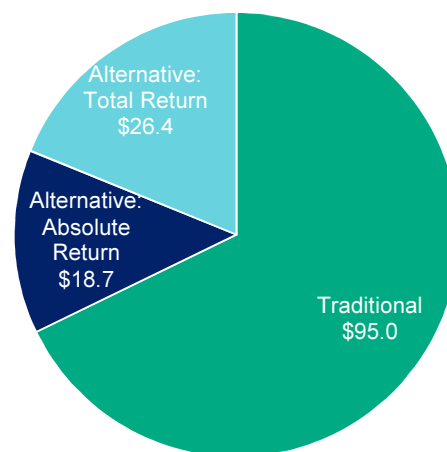
## Company Profile

### At a Glance:

AQR is a global investment management firm dedicated to delivering results for our clients. At the nexus of economics, behavioral finance, data and technology, AQR's evolution over two decades has been a continuous exploration of what drives markets and how it can be applied to client portfolios. The firm is headquartered in Greenwich, Connecticut, with offices in Bangalore, Frankfurt, Hong Kong, London, and Sydney.

## Assets Under Management<sup>6</sup>

**Total Assets: \$140.1bn**



<sup>6</sup> Approximate as of 31 Mar. 2021. Includes assets managed by AQR and its advisory affiliates.

## Disclosures

Please refer to the Prospectus and KIID for more information on general terms, risks and fees. Investors should only invest in the Fund once they have reviewed the Prospectus and KIID, which most recent versions are available free of charge, in English and in your local language at AQR UCITS Funds, c/o HedgeServ (Luxembourg) S.à r.l., 2c, rue Albert Borschette, L-1246 Luxembourg, along with the annual and semi-annual report. Investors may wish to consult an independent financial advisor for personal and specific investment advice before investing. Only the information provided in the Prospectus and the KIID is legally binding. Not all share classes are available for investment in all countries.

Copies of the prospectus, the latest annual or semi-annual report, the articles (each in English) or the KIIDs (in English or German) are available free of charge from the local agent, Marcard, Stein & Co AG, Ballindamm 36, 20095 Hamburg, Germany.

The information set forth herein has been obtained or derived from sources believed by AQR Capital Management, LLC ("AQR") to be reliable. However, AQR does not make any representation or warranty, express or implied, as to the information's accuracy or completeness, nor does AQR recommend that the attached information serve as the basis of any investment decision. This document has been provided to you solely for information purposes and does not constitute an offer or solicitation of an offer, or any advice or recommendation, to purchase any securities or other financial instruments, and may not be construed as such. This document is intended exclusively for the use of the person to whom it has been delivered by AQR and it is not to be reproduced or redistributed to any other person. Please refer to the Fund's Prospectus for more information on general terms, risks and fees.

This document is not research and should not be treated as research. This document does not represent valuation judgments with respect to any financial instrument, issuer, security or sector that may be described or referenced herein and does not represent a formal or official view of AQR.

The views expressed reflect the current views as of the date hereof and AQR does not undertake to advise you of any changes in the views expressed herein. It should not be assumed that AQR will make investment recommendations in the future that are consistent with the views expressed herein, or use any or all of the techniques or methods of analysis described herein in managing client accounts. AQR and its affiliates may have positions (long or short) or engage in securities transactions that are not consistent with the information and views expressed in this document.

The information contained herein is only as current as of the date indicated, and may be superseded by subsequent market events or for other reasons. Charts and graphs provided herein are for illustrative purposes only. The information in this document has been developed internally and/or obtained from sources believed to be reliable; however AQR does not guarantee the accuracy, adequacy or completeness of such information. Nothing contained herein constitutes investment, legal, tax or other advice nor is it to be relied on in making an investment or other decision.

There can be no assurance that an investment strategy will be successful. This document should not be viewed as a current or past recommendation or a solicitation of an offer to buy or sell any securities or to adopt any investment strategy.

The investment strategy and themes discussed herein may be unsuitable for investors depending on their specific investment objectives and financial situation. Please note that changes in the rate of exchange of a currency may affect the value, price or income of an investment adversely.

No representation or warranty, express or implied, is made or given by or on behalf of AQR or any other person as to the accuracy and completeness or fairness of the information contained in this document, and no responsibility or liability is accepted for any such information.

There is no guarantee, express or implied, that long-term return and/or volatility targets will be achieved. Realized returns and/or volatility may come in higher or lower than expected. Past performance is not a guarantee of future performance. Diversification does not eliminate the risk of experiencing investment losses.

There is a risk of substantial loss associated with trading commodities, futures, options, derivatives and other financial instruments. Before trading, investors should carefully consider their financial position and risk tolerance to determine if the proposed trading style is appropriate. Investors should realize that when trading futures, commodities, options, derivatives and other financial instruments one could lose the full balance of their account. It is also possible to lose more than the initial deposit when trading derivatives or using leverage. All funds committed to such a trading strategy should be purely risk capital.

Broad-based securities indices are unmanaged and are not subject to fees and expenses typically associated with managed accounts or investment funds. Investments cannot be made directly in an index.

Definition: EONIA (Euro OverNight Index Average) is an effective overnight interest rate computed as a weighted average of all overnight unsecured lending transactions in the interbank market in euros.

Where the benchmark is not being used in reference to the management and/or implementation of the investment policy of the Fund, the referenced benchmark is used for the calculation of performance fees and/or as a point of comparison.

© Morningstar 2021. All rights reserved. Use of this content requires expert knowledge. It is to be used by specialist institutions only. The information contained herein: (1) is proprietary to Morningstar and/or its content providers; (2) may not be copied, adapted or distributed; and (3) is not warranted to be accurate, complete or timely. Neither Morningstar nor its content providers are responsible for any damages or losses arising from any use of this information, except where such damages or losses cannot be limited or excluded by law in your jurisdiction. Past financial performance is no guarantee of future results.

The information set forth herein has been prepared and issued by AQR Capital Management (Europe) LLP, a U.K. limited liability partnership with its registered office at Charles House 5-11 Regent St. London, SW1Y 4LR, which is authorized and regulated by the U.K. Financial Conduct Authority ("FCA"). This factsheet is a financial promotion and has been approved by AQR Capital Management (Europe) LLP.

### Information for United Kingdom investors:

AQR in the United Kingdom is AQR Capital Management (Europe) LLP, a U.K. limited liability partnership with its office at Charles House 5-11 Regent St. London, SW1Y 4LR, which is authorized and regulated by the U.K. Financial Conduct Authority ("FCA"). This [factsheet/presentation] is a financial promotion and has been approved by AQR Capital Management (Europe) LLP.

### Information for German investors:

AQR in Germany and the European Economic Area is AQR Capital Management (Germany) GmbH, a German limited liability company (Gesellschaft mit beschränkter Haftung; "GmbH"), authorized and regulated by the German Federal Financial Supervisory Authority (Bundesanstalt für Finanzdienstleistungsaufsicht, "BaFin"), with offices at Marie-Curie-Str. 24-28, 60439, Frankfurt am Main und Graurheindorfer Str. 108, 53117 Bonn to provide the services of investment advice (Anlageberatung) and investment broking (Anlagevermittlung) pursuant to the German Banking Act (Kreditwesengesetz; "KWG"). The Complaint Handling Procedure for clients and prospective clients of AQR in Germany and the European Economic Area can be found here: <https://ucits.aqr.com/Legal-and-Regulatory>. This document is a marketing document.

### Information for Singapore investors:

The offer or invitation of the shares of the Fund, which is the subject of the Prospectus, does not relate to a collective investment scheme which is authorised under section 286 of the Securities and Futures Act, Chapter 289 of Singapore (the "SFA") or recognised under section 287 of the SFA. The Fund is not authorised or recognised by the Monetary Authority of Singapore (the "MAS") and the shares are not allowed to be offered to the retail public. Each of the Prospectus and any other document or material issued in connection with the offer or sale is not a prospectus as defined in the SFA. Accordingly, statutory liability under the SFA in relation to the content of prospectuses would not apply. You should consider carefully whether the investment is suitable for you.