

# Factsheet March 2023\* - THEAM Quant - Equity GURU® Long Short (C EUR, ACC)

## Investment Objective


The sub-fund THEAM Quant - Equity GURU® Long Short of THEAM Quant SICAV aims to increase the value of its assets over the medium term through an exposure to a diversified long/short equity basket following the GURU® selection criteria.

## Investment strategy

- Equity components are selected in a systematic way based on companies' fundamentals according to the 3 criteria: return, outlook and valuation
- A systematic and transparent allocation mechanism, without any discretionary intervention, aims at limiting implementation costs and risk concentration
- The Fund embeds a risk control mechanism to ensure volatility remains below 7%

These internal guidelines are mentioned for your information only and are subject to change. Prospectus and KIID guidelines are leading.

### RISK INDICATOR



The summary risk indicator is a guide to the level of risk of this Product compared to other Products. It shows how likely it is that the Product will lose money because of movements in the markets or because we are not able to pay you.

We have classified this Product as 3 out of 7, which is a medium-low risk class.

**Be aware of currency risk. If the currency of your account is different from the currency of this Product, the payments you will get depend on the exchange rate between the two currencies. This risk is not considered in the indicator shown above.**

### CODES

ISIN Code LU1049891010  
Bloomberg Code TQGLSC LX

### KEY FIGURES

NAV (Capi.) (C EUR ACC) 79.15  
1Y NAV max.(EUR) 84.44  
1Y NAV min. (EUR) 78.29  
Total net assets (mln EUR) 9.44

### CHARACTERISTICS

**Legal form** Sub-fund of THEAM QUANT Luxembourg SICAV, UCITS IV Compliant

**Launch date (of absorbed FCP share class)** 29 Dec 2010

**Launch date (of SICAV sub-fund share class)** 20 Nov 2014

**Base currency (of share class)** EUR

**Management Company** BNP Paribas Asset Management France

**Cut-Off (CET)** D 12:00 (24-hr)

**Initial NAV (SICAV sub-fund)** 100 EUR

**Min. initial subscription** No minimum

**Maximum subscription fees** 3.00%

**Maximum conversion fees** 1.50%

**Redemption fees** None

**Management fees** 1.15%

**Performance fees** None

**Other fees** 0.35%

**Subscription tax** 0.05%

**Total fees (ongoing charges)** 1.55%

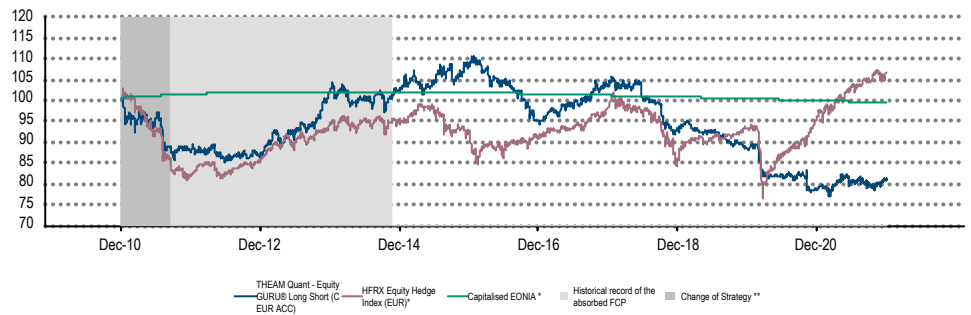
**Periodicity of NAV Calculation** Daily

**Share class** Capitalisation

**Capital protection** No capital guarantee

**European Passporting** Belgium, France, Germany, Italy, Singapore, Spain, Switzerland

## Historical Performance since launch (C EUR, ACC)



\* Comparative Index for illustrative purpose only. This index does not represent the official benchmark of the Fund.

\*\* Since September 2011, the fund is indexed to the BNP Paribas GURU® Equity Long/Short 7 TR (Code Bloomberg : BNPILSTR Index) composed of 50% of GURU® US Long Short Index and 50% of GURU® Europe Long Short Index. Prior to September 2011, the fund was exposed to 100% of GURU® Europe Long Short Index.

Source: Bloomberg, BNP Paribas as of 31 Mar 2023. Performance expressed net of fees. Past performance is not a reliable indicator of future results. The former FCP Fund, launched on 29 Dec 2010, was transferred to the current Sub-Fund of the Luxembourg SICAV THEAM Quant on 20 Nov 2014. For more details please refer to the prospectus.

## Monthly Performances

### Monthly and annual Performances

	Jan	Feb	Mar	Apr	May	Jun	Jul	Aug	Sep	Oct	Nov	Dec	Annual
2023 Fund	-1.73%	0.37%	-2.74%										
2022 Fund	0.75%	0.67%	-0.79%	1.58%	1.21%	-2.31%	-1.76%	0.51%	-0.25%	2.53%	-0.66%	0.41%	1.80%
2021 Fund	0.79%	-1.25%	1.84%	0.80%	1.53%	-1.03%	0.15%	-0.11%	-1.51%	-1.02%	0.64%	2.37%	3.16%
2020 Fund	0.10%	-3.13%	-4.02%	-0.12%	0.09%	-0.22%	0.51%	-1.50%	1.39%	-1.30%	-3.25%	-0.11%	-11.12%
2019 Fund	1.04%	0.35%	-1.49%	-0.59%	-0.38%	0.43%	-0.22%	-0.72%	-1.57%	-0.33%	-0.26%	-1.41%	-5.05%
2018 Fund	1.25%	-0.84%	-0.24%	-0.83%	1.26%	-3.68%	0.35%	-0.84%	-0.49%	-4.80%	-1.65%	0.29%	-9.94%

Performances are calculated with dividend reinvested (for the distributing share classes).

Source: Bloomberg, BNP Paribas as of 31 Mar 2023. Performance expressed net of fees. Past performance is not a reliable indicator of future results. The former FCP Fund, launched on 29 Dec 2010, was transferred to the current Sub-Fund of the Luxembourg SICAV THEAM Quant on 20 Nov 2014. For more details please refer to the prospectus.

\* All data and performance are as of 31/03/2023, unless otherwise stated



**BNP PARIBAS**  
ASSET MANAGEMENT

# Factsheet March 2023\* - THEAM Quant - Equity GURU® Long Short (C EUR, ACC)

## Performance and risk analysis

	YTD		1 Year		3 Years		Since launch	
	Fund	Index**	Fund	Index**	Fund	Index**	Fund	Index**
Return	-4.07%	0.14%	-2.95%	-4.62%	-1.28%	7.98%	-1.89%	0.10%
Annualized volatility	7.70%	2.63%	6.97%	4.25%	6.77%	5.10%	6.29%	5.79%
Sharpe Ratio		0.21				1.62		0.03
VaR 95% (historical)	-2.19%	-0.85%	-1.80%	-1.64%	-1.55%	-1.22%	-1.65%	-1.72%
Max drawdown	-5.16%	-2.20%	-7.28%	-6.13%	-7.28%	-6.88%	-30.17%	-25.61%
Time to recovery*	-	-	-	-	-	-	-	309
Info ratio	-0.16		0.20		-0.09		-0.02	
Tracking error - Fund vs Index**	7.37%		8.35%		7.99%		6.93%	

Source: Bloomberg, BNP Paribas as of 31 Mar 2023. Performance expressed net of fees. Past performance is not a reliable indicator of future results. On 20 Nov 2014, THEAM Quant Equity GURU® Long Short (former FCP) was transferred into a sub-fund of the THEAM Quant Luxembourg SICAV, creating THEAM Quant - Equity GURU® Long Short. All performance and risk indicators numbers presented in this document prior to 20 Nov 2014 correspond to the one of the former. THEAM Quant Equity GURU® Long Short Fund launched on 29 Dec 2010. For more details please refer to the prospectus.

\*In number of working days. \*\* Index refers to the HFRX Equity Hedge Index (EUR). Bloomberg code: HFRXEHE Index. Comparative Index for illustrative purpose only. This index does not represent the official benchmark of the Fund

## Portfolio Fundamentals

### Portfolio GURU Europe Long

	Strategy	Index***
Return on Equity :	15.5%	14.2%
Price/Earning Ratio:	8.9	12.5
12-month Earnings Growth:	-25.2%	0.0%

### Portfolio GURU Europe Short

	Strategy	Index***
Return on Equity :	7.0%	14.2%
Price/Earning Ratio:	15.4	12.5
12-month Earnings Growth:	6.9%	0.0%

\*\*\*Index refers to the Stoxx Europe 600 TR index.

### Portfolio GURU US Long

	Strategy	Index****
Return on Equity :	22.9%	19.5%
Price/Earning Ratio:	10.7	17.4
12-month Earnings Growth:	-7.9%	0.9%

### Portfolio GURU US Short

	Strategy	Index****
Return on Equity :	3.2%	19.5%
Price/Earning Ratio:	61.5	17.4
12-month Earnings Growth:	-115.3%	0.9%

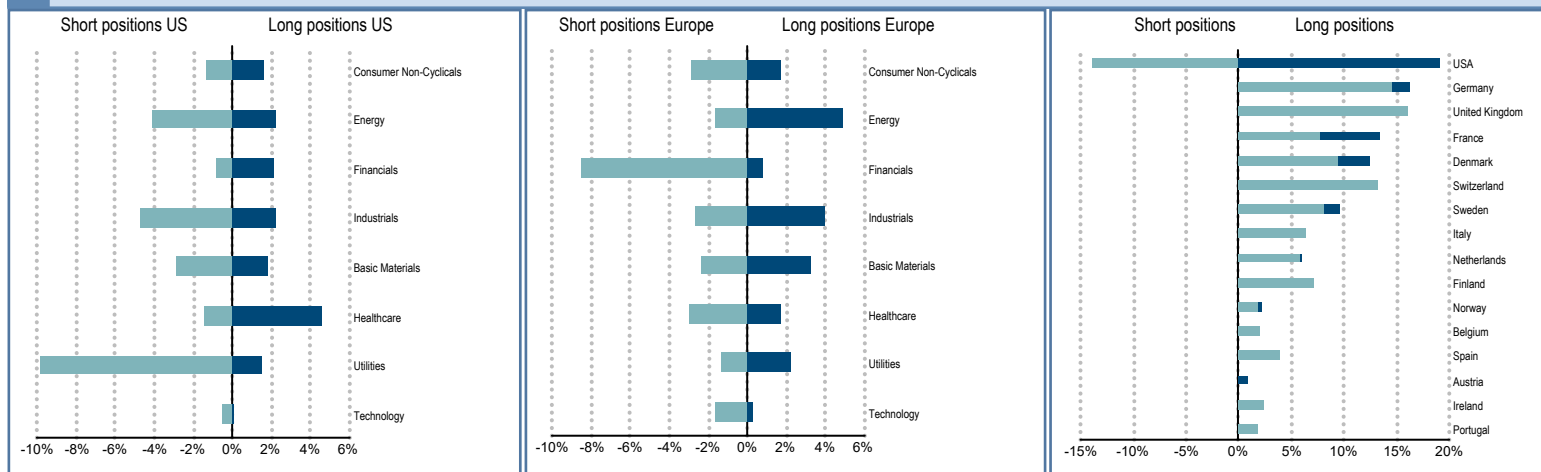
\*\*\*\*Index refers to the S&P 500 Net TR index.

## Main stocks of the portfolio of BNP Paribas GURU® Equity Long/Short 7 TR Index

	Company Name	Sector	Country	Mkt Cap (EURm)	Weight		Company Name	Sector	Country	Mkt Cap (EURm)	Weight
1	Germany	Telecommunications Services	Germany	111,447.40	0.82%	1	TELECOM ITALIA	Telecommunications Services	Italy	4,663.20	-0.52%
2	United Kingdom	Energy	United Kingdom	103,320.60	0.73%	2	CELLNEX TELECOM	Telecommunications Services	Spain	25,263.60	-0.44%
3	Spain	Energy	Spain	19,538.40	0.67%	3	OKTA CLA	Technology	United States	13,279.90	-0.42%
4	Denmark	Healthcare	Denmark	253,994.00	0.67%	4	LAND SECURITIES GROUP	Financials	United Kingdom	5,242.40	-0.41%
5	Italy	Energy	Italy	46,093.60	0.65%	5	ADMIRAL GROUP	Financials	United Kingdom	7,033.20	-0.41%
6	United Kingdom	Utilities	United Kingdom	6,841.90	0.64%	6	SEGRO	Financials	United Kingdom	10,564.70	-0.40%
7	France	Energy	France	135,370.70	0.62%	7	SPOTIFY TECHNOLOGY	Technology	United States	25,844.50	-0.40%
8	Norway	Basic Materials	Norway	10,161.30	0.61%	8	BRITISH LAND	Financials	United Kingdom	4,091.50	-0.40%
9	France	Industrials	France	62,429.90	0.59%	9	PHOENIX GROUP HDG.	Financials	United Kingdom	6,220.70	-0.39%
10	United States	Industrials	United States	27,459.80	0.57%	10	ROKU	Cyclical Consumer Goods & Services	United States	8,075.10	-0.39%

Source: Bloomberg, BNP Paribas. Portfolio data at the close of 31 Mar 2023.

## Sector and top country exposures of the fund



Source: Bloomberg, BNP Paribas. Portfolio data at the close of 31 Mar 2023.



# Factsheet March 2023\* - THEAM Quant - Equity GURU® Long Short (C EUR, ACC)

## Risk

**Risk of capital loss:** The fund does not benefit from any guarantee or capital protection. Unitholders may therefore lose all their invested capital.

**Equity risk:** The fund is synthetically exposed to European and US equity markets. Unitholders are therefore exposed to declines in these equity markets.

**Model risk:** The model used to determine the asset allocation for each Strategy Index portfolio is based on a quantitative approach. There is a risk that the model will not be efficient as there is no guarantee that the indicators defined will be relevant in the future.

**Counterparty Risk:** This risk is associated with the ability of a counterparty in a financial transaction to fulfill its commitments like payment, delivery and reimbursement.

**Risk related to the use of forward financial instruments:** In order to achieve its investment objective, the Sub-Fund makes use of forward financial instruments traded over-the-counter that allow it to replicate the performance of the strategy. These instruments may involve a series of risks that could lead to adjustments or even the early termination of

### Commentary on Hedged Share Classes against Currency Risk:

We would like to draw your attention to the fact that some share classes hedged against currency risk have been launched or are about to be launched within the sub-fund THEAM Quant - Equity GURU® Long Short. You will find below the list of hedged share classes as of 3/31/2023. An up-to-date version may be sent on request addressed to the following email address: AM.MAQS.CIBSALESSUPPORT@bnpparibas.com

Share Class		Distribution Policy	ISIN
C USD	H	ACC	LU1049891101
I USD	H	ACC	LU1049891796

## Disclaimer

BNP PARIBAS ASSET MANAGEMENT France, "the investment management company," is a simplified joint stock company with its registered office at 1 boulevard Haussmann 75009 Paris, France, RCS Paris 319 378 832, registered with the "Autorité des marchés financiers" under number GP 96002.

This material is issued and has been prepared by the investment management company. It contains opinions and statistical data that are considered lawful and correct on the day of their publication according to the economic and financial environment at the time. This document does not constitute investment advice or form part of an offer or invitation to subscribe for or to purchase any financial instruments nor shall it or any part of it form the basis of any contract or commitment whatsoever.

This document is provided without knowledge of an investors' situation. Prior to any subscription, investors should verify in which countries the financial instruments referred to in this document refers are registered and authorised for public sale. In particular financial instruments cannot be offered or sold publicly in the United States. Investors considering subscriptions should read carefully the most recent prospectus and Key Investor Information Document (KIID) agreed by the regulatory authority, available on the website. Investors are invited to consult the most recent financial reports, which are also available on the website. Investors should consult their own legal and tax advisors prior to investing. Given the economic and market risks, there can be no assurance that the financial instruments will achieve its investment objectives. Their value can decrease as well as increase. In particular, changes in currency exchange rates may affect the value of an investment. Performance is shown net of management fees and is calculated using global returns with time factored in, with net dividends and reinvested interest, and does not include subscription-redemption fees, exchange rate fees or tax. Past performance is not a guarantee of future results. All information referred to in the present document is available on [www.bnpparibas-am.com](http://www.bnpparibas-am.com).

For funds authorized for marketing in Switzerland or from Switzerland, prospectuses, key investor information documents, articles of association, annual or semi-annual reports can be obtained free of charge from the representative agent in Switzerland, BNP Paribas (Suisse) SA, 2, place de Hollande, CH-1204 Genève; Payment Agency services are provided by BNP Paribas Securities Services, Paris, Zurich branch, 16, Selnaustrasse, 8002 Zurich, Switzerland.

BNPP or its affiliates may own shares of the fund for a variety of purposes including but not limited to facilitating the management of inflows and outflows of the funds and seeding the fund during the early stages of its growth.

GURU® is a trade mark of BNP Paribas registered in France.

