

EAST CAPITAL

Monthly Factsheet
28 March 2024


Fund Manager

Peter Elam Håkansson, Founding Partner, Chairman and Chief Investment Officer, leads the investment teams of East Capital. Peter has 30 years experience in the industry. Read more at www.eastcapital.com/Corporate/Funds/The-team/

Investment objective


To provide long-term capital growth through exposure to companies located in frontier markets throughout the world. Long-term perspective, fundamental analysis and active stock-picking are three main pillars of our investment philosophy.

Risk and reward profile



Fund facts

Type	UCITS
Domicile	Luxembourg
Launch date	12.12.2014
NAV valuation	Daily, forward pricing
Benchmark	MSCI Frontier Markets
Distribution policy	Accumulating
Management fee	1.9%
Ongoing charge	2.36%
Performance fee	No
Max subscription fee	5%
Max redemption fee	0%
Minimum investment	-
Cut-off time	16:30 T-1
NAV per unit (28.03.2024)	EUR 179.97
Fund size (28.03.2024)	EUR 265 m
Number of holdings	39
ISIN	LU1125674454
Bloomberg	ECFMKAE LX
Valoren	26409538
WKN	A14MAQ
Countries of registration	DE, ES, FI, FR, IT, LU, NL, NO, EE, LV
UK Reporting status	No
EUSD status (distribution & redemption)	out of scope

 East Capital is a signatory of the United Nations-supported Principles for Responsible Investment - an international initiative where investors can collaborate to understand and manage environmental, social and governance related factors in their investment decision making and ownership practices. Read more at www.unpri.org.

East Capital Global Frontier Markets Class A EUR

Performance (EUR)



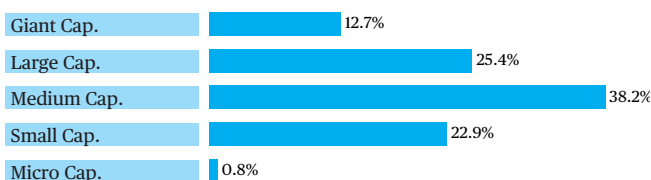
Cumulative performance (%)	1 mth	3 mth	6 mth	YTD	1 yr	3 yr	5 yr	Since inception
Class A EUR	7.0	16.6	15.8	16.6	36.5	41.7	55.8	79.4
Benchmark	4.8	8.0	7.3	8.0	15.1	11.9	20.8	40.3

Calendar year performance (%)	2023	2022	2021	2020	2019
Class A EUR	16.6	-15.4	28.6	-3.1	18.7
Benchmark	7.8	-21.9	29.9	-7.5	20.6

Annualised performance (%)	3 yr	5 yr	Since inception
Class A EUR	12.3	9.3	6.5
Benchmark	3.8	3.9	3.7

Portfolio characteristics ²	Fund	Benchmark
Volatility (%)	13.3	12.6
Sharpe ratio	0.9	0.3
Tracking error (%)	5.6	-
Information ratio	1.5	-

Market capitalisation breakdown



¹ MSCI Frontier Markets

² Risk measures of the funds and their indices are based upon monthly data from the latest 3 years. The Sharpe ratio is based on an annual risk free rate of return.

10 largest holdings

Company	% of the portfolio
Kaspi.kz	10.2
FPT Corp	9.4
Nova Ljubljanska Banka dd	8.4
Banca Transilvania	8.0
Tbc Bank Group	4.3
Vincom Retail Jsc	4.2
Commercial Intl Bank-GDR Reg	3.9
Phu Nhuan Jewelry	3.8
Halyk Bank	3.4
Techcombank	2.8
Total	58.5

Sector breakdown

Sector	% of the portfolio	Compared to benchmark
Financials	49.9	11.9
Information technology	11.8	11.3
Consumer Discretionary	10.1	8.4
Real Estate	5.8	-3.8
Utilities	4.3	-1.0
Health Care	4.1	-1.3
Communication Services	3.8	-2.6
Industrials	3.2	-4.7
Consumer Staples	3.2	-5.3
Energy	2.4	-6.1
Materials	0.0	-8.3
Cash	1.4	

Important notice

The fund is a sub-fund of East Capital, an open-ended investment fund organised as a "société anonyme" incorporated on 13 November 2006, with registered office 11 rue Sainte-Zithe L-2763 Luxembourg. East Capital is organised under Part I (UCITS) as a "Société d'Investissement à Capital Variable", for an unlimited period.

East Capital Asset Management S.A. has been appointed the management company of the Fund. The Management Company is responsible, on a day-to-day basis, for providing administration, marketing and investment management services in respect of all the sub-funds with the ability to delegate part or all of such functions to third parties.

The custodian of the assets of the Fund is Skandinaviska Enskilda Banken S.A. 4, rue Peterlenchen L-2370 Howald, Luxembourg.

The information in this document shall not be regarded as an offer, solicitation or recommendation for an investment. This publication is not directed at you, if we are prohibited by any law of any jurisdiction from making this information available to you and is not intended for any use which would be contrary to local law or regulation. You can find a list of countries where the fund is registered for public offering and distribution in this factsheet. The Fund may not be offered, sold or distributed in the United States to US citizens or residents of the United States, unless such offer, sale or distribution is made in accordance with any applicable exemption from any registration requirements provided by the United States securities laws.

This information can be distributed in and from the DIFC by East Capital (Dubai) Limited which is regulated by the Dubai Financial Services Authority (DFSA) and is only directed at Professional Clients and no other person should rely upon the information contained within it. Neither the DFSA or any other authority or regulator located in the GCC or MENA region has approved this information.

Prospective investors should inform themselves as to: (a) the legal requirements within their own jurisdictions for the purchase and holding of shares; (b) any foreign exchange restrictions which may affect them; and (c) the income and other tax consequences which may apply in their own jurisdictions relevant to the purchase, holding or disposal of shares. Every effort has been made to ensure the accuracy of the information herein, but it may be based on unaudited or unverified figures and sources. Historic yields are no guarantee for future yields. Fund shares can go up or down in value, and investors may not get back the amount invested.

The performance data do not take into account the commissions and costs incurred on the subscription and redemption of shares. Before investing, please read the prospectus carefully. Full information such as the prospectus, key investor information documents, the articles of incorporation, the annual report, the semiannual report and the portfolio movement can be obtained free of charge upon request from East Capital Asset Management S.A., 11 rue Sainte-Zithe L-2763 Luxembourg, from our website www.eastcapital.com, from all the local representatives or information agents, or from our distributors.

Main active positions compared to benchmark

Company	Overweight (%)
FPT Corp	9.4
Nova Ljubljanska Banka dd	8.4
Banca Transilvania	4.7
Tbc Bank Group	4.3
Commercial Intl Bank-GDR Reg	3.9
Company	Underweight (%)
Hoa Phat Group Jsc	-2.9
Krka	-2.7
Petrom	-2.3
Vinhomes JSC	-2.2
Vincom Jsc	-1.8

Geographical breakdown

Country	% of the portfolio	Compared to benchmark
Vietnam	24.4	-4.3
Kazakhstan	16.0	6.1
Romania	10.0	-2.1
Slovenia	9.1	3.6
United Arab Emirates	8.8	8.8
Georgia	5.9	5.9
Egypt	3.9	3.9
Morocco	3.7	-6.2
Pakistan	3.4	-0.1
Philippines	2.8	2.8
Argentina	2.1	2.1
Kuwait	2.0	2.0
Kenya	1.6	-1.0
Senegal	1.3	0.7
Other	2.6	
Cash	1.4	

Paying agents

Austria: Paying Agent is UniCredit Bank Austria AG, Rothschildplatz 1, 1020 Vienna.

Belgium: Representative and Paying Agent is CACEIS Belgium, Avenue du Port 86 C b320, B-1000 Brussels.

France: Centralising Correspondent is CACEIS Bank France, 1/3, Place Valhubert, 75013 Paris.

Germany: Information and Paying Agent in Germany is GerFIS - German Fund Information Service UG, Zum Eichhagen 4, 21382 Brietlingen.

Italy: Full information regarding the East Capital sub-funds is available from the Italian distribution agents of whom an updated list can be obtained from East Capital or from the Paying Agents - SGSS S.p.A., Via Benigno Crespi 19A - MAC2, 20159 Milan and State Street Bank International GmbH - Succursale Italia, Via Ferrante Aporti 10, 20125 Milan.

Spain: A list of authorised distributors in Spain can be found on the CNMV web page.

Sweden: SEB Merchant Banking, Custody Services, Global Funds, RB6, Rissneleden 100, SE 106 40 Stockholm.

Switzerland: The Swiss Representative is CACEIS (Switzerland) SA, Route de Signy 35, CH-1260 Nyon, and the Paying Agent is CACEIS Bank, Paris, Succursale de Nyon, Route de Signy 35, CH-1260 Nyon.

UK: Kinetic Partners LLP, A Division of Duff & Phelps, its principal place of business being 14th Floor, The Shard, 32 London Bridge Street, London SE1 9SG, United Kingdom, has been appointed as UK Facilities.

For all other countries please note that redemptions, subscriptions and settlement tasks are handled by EFA Transfer Agent in Luxembourg (fax for orders: +352 48 65 61 8002; email for contact: register.ta.ops@efa.eu).

The Global Industry Classification Standard ("GICS") was developed by MSCI Inc. ("MSCI") and Standard & Poor's, a division of The McGraw-Hill Companies, Inc. ("S&P") and is licensed for use by East Capital. Neither MSCI, S&P nor any third party involved in making or compiling the GICS or any GICS classifications makes any express or implied warranties or representations with respect to such standard or classification. www.msci.com/products/indexes/sector/gics/

Source: MSCI. MSCI, each of its affiliates and each other person involved in or related to compiling, computing or creating any MSCI information (collectively, the "MSCI Parties") expressly disclaims all warranties (including, without limitation, any warranties of originality, accuracy, completeness, timeliness, noninfringement, merchantability and fitness for a particular purpose) with respect to this information. www.msci.com/

Data source: Morningstar