

Total net assets **61.90 M€**
NAV **199.32 €**

Inception date **Jan 30, 2015**
ISIN Code **FR0012413219**
SFDR Classification : **Article 8**

Morningstar
Overall Rating **★★★**
Sustainability Rating
Eurozone Flex-Cap Equity



Country of registration

MANAGER(S)



Scander
BENTCHIKOU

INVESTMENT POLICY

The management objective aims to achieve, based on a minimum investment term of five years, a performance greater than the Euro Stoxx index, net dividends reinvested, with a lower volatility and a controlled compared risk.

RISK SCALE**



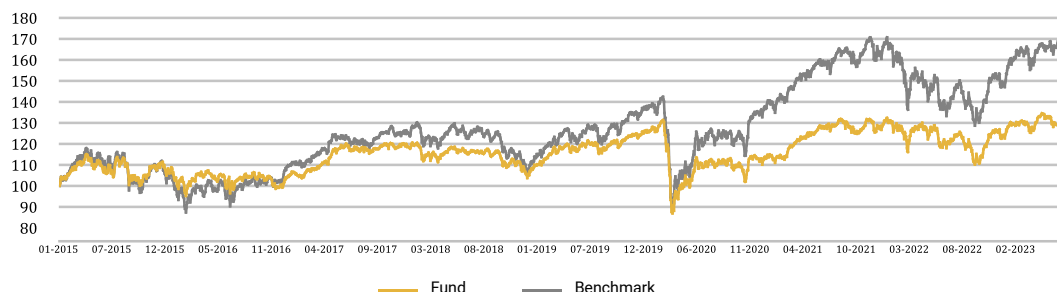
Recommended investment period of 5 years

BENCHMARK INDEX
Eurostoxx Net Return EUR

FEATURES

Legal Form	FCP
Legal Domicile	France
UCITS	Yes
AMF Classification	Eurozone equities
Eligibility to PEA (personal equity savings plan)	Yes
Currency	EURO
Subscribers concerned	Retail
Inception date	30/01/2015
Date of share's first NAV calculation	30/01/2015
Management company	Lazard Frères Gestion SAS
Custodian	Lazard Frères Banque
Fund administration	CACEIS Fund Admin
Frequency of NAV calculation	Daily
Order execution	On next NAV for orders placed before 11:00 a.m
Subscription terms	D (NAV date) + 2 business day
Settlement of redemptions	D (NAV date) + 2 business day
Share decimalisation	Yes
Minimum investment	1 share
Subscription fees	4% max.
Redemption fees	Nil
Management fees	2.20%
Performance fees	Nil
Current expenses	2.39%

HISTORICAL NET ASSET VALUE (10 YEARS OR SINCE INCEPTION)



Past performance is not a guarantee of current or future performance and increases at the end of the recommended investment period.

HISTORICAL PERFORMANCE

	Cumulative						Annualized	
	1 Month	YTD	1 Year	3 Years	5 Years	Inception	3 Years	5 Years
Fund	0.96%	5.45%	7.77%	18.44%	11.60%	25.23%	5.80%	2.22%
Benchmark	3.81%	14.81%	23.61%	39.96%	36.68%	64.40%	11.86%	6.45%
Difference	-2.85%	-9.36%	-15.84%	-21.52%	-25.08%	-39.18%	-6.06%	-4.23%

PERFORMANCE BY CALENDAR YEAR

	2022	2021	2020	2019	2018	2017	2016
Fund	-6.31%	15.83%	-9.96%	18.74%	-10.51%	11.72%	-2.22%
Benchmark	-12.31%	22.67%	0.25%	26.11%	-12.72%	12.55%	4.15%

TRAILING 1Y PERFORMANCE

	06 2023	06 2022	06 2021	06 2020	06 2019	06 2018	06 2017	06 2016
Fund	7.77%	-5.74%	16.59%	-8.50%	2.98%	-0.69%	15.38%	-4.61%
Benchmark	23.61%	-13.29%	30.59%	-4.51%	2.26%	3.50%	24.62%	-11.48%

RISK RATIOS***

	1 Year	3 Years		1 Year	3 Years
Volatility			Sharpe ratio	0.42	0.46
Fund	12.40%	12.57%	Alpha	-6.62	-2.21
Benchmark	16.05%	17.27%	Beta	0.71	0.68
Tracking Error	6.64%	7.19%			
Information ratio	-2.06	-0.87			

(3) Ratios calculated on a weekly basis

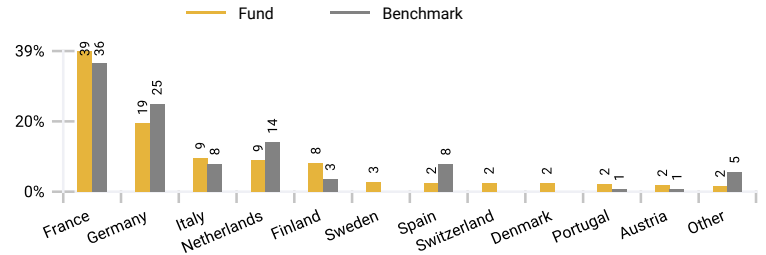
**Risk scale : For the SRI methodology, please refer to Art. 14(c) , Art. 3 and Annexes II and III PRIIPs RTS

(3) Ratios calculated on a weekly basis

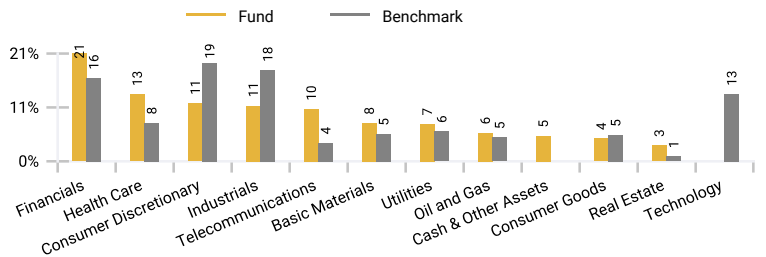
MAIN HOLDINGS

Holdings	Country	Sector	Weight	
			Fund	Index
SANOFI	France	Health Care	4.9%	2.2%
AIR LIQUIDE (L')	France	Chemicals	4.8%	1.7%
DEUTSCHE TELEKOM AG. (NOMI.)	Germany	Telecommunications	4.7%	1.4%
WOLTERS KLUWER N.V.	Netherlands	Media	4.6%	0.6%
ORANGE	France	Telecommunications	4.0%	0.4%
DEUTSCHE BOERSE AG.	Germany	Financial Services	3.8%	0.6%
ESSILORLUXOTTICA SA	France	Health Care	3.8%	1.0%
LVMH (MOËT HENNESSY L. VUITTON)	France	Consumer Products & Services	3.7%	4.4%
TERNA S.P.A.	Italy	Utilities	3.1%	0.2%
LA FRANCAISE DES JEUX SA (FDJ)	France	Travel & Leisure	3.0%	0.1%
Total			40.4%	12.7%

GEOGRAPHICAL BREAKDOWN (%)



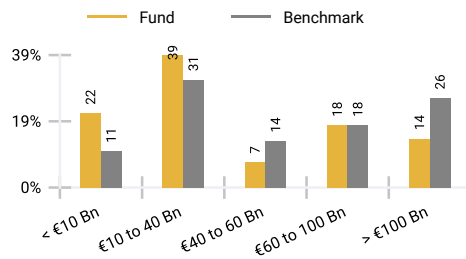
SECTOR BREAKDOWN (%)



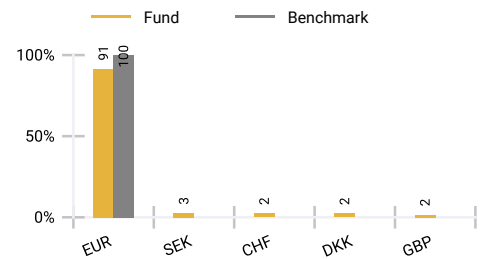
MAIN TRANSACTIONS

New positions	Positions sold
Positions increased	Positions reduced
ESSILORLUXOTTICA SA	
SANOFI	
AIR LIQUIDE (L')	

CAPITALIZATION BREAKDOWN (%)



CURRENCY BREAKDOWN (%)



RELATIVE OVER AND UNDERWEIGHTS

Overexposures		Underexposures	
WOLTERS KLUWER N.V.	4.0%	ASML HOLDING N.V.	-5.3%
ORANGE	3.5%	SAP SE	-2.7%
DEUTSCHE TELEKOM AG. (NOMI.)	3.3%	SIEMENS AG.(N)	-2.2%
DEUTSCHE BOERSE AG.	3.2%	L'OREAL	-2.0%

RELATIVE CONTRIBUTORS TO PERFORMANCE

First positive contributors			First negative contributors		
	Absolute perf.	Relative contribution (bp)		Absolute perf.	Relative contribution (bp)
WOLTERS KLUWER N.V.	8.9%	18	VALMET CORPORATION	-7.5%	-32
SCOR SE	12.5%	15	TRYG A/S	-6.8%	-25
AKZO NOBEL NV	6.1%	5	DEUTSCHE TELEKOM AG. (NOMI.)	-3.7%	-23
Total		38	Total		-80

FUND MANAGERS COMMENT

In June, the market swung between fears of a resurgence of inflation and enthusiasm about the absence of a recession. In the end, the upside won out and, in a stable interest rate environment, the Euro Stoxx gained +3,81%. The fund (C unit) underperformed significantly over the period, hurt by both a negative allocation and stock-picking effect. June was driven by the retail, media, banking and automotive sectors, which were barely represented in the portfolio. Valmet, Tryg and Deutsche Telekom weighed on performance, while the absence of ASML, Wolters Kluwer and Scor contributed positively.

CONTACTS AND ADDITIONAL INFORMATION

Website: www.lazardfreresgestion.com
 France
 Lazard Frères Gestion, S.A.S. 25 rue de Courcelles, 75008 Paris
 Telephone : +33 1 44 13 01 79
 Belgium and Luxembourg
 Lazard Fund Managers (Ireland) Limited, Belgium Branch
 326 Avenue Louise, 1050 Brussels, Belgium
 Telephone: +32 2 626 15 30/ +32 2 626 15 31
 Email: lfm_belgium@lazard.com
 Germany and Austria
 Lazard Asset Management (Deutschland) GmbH
 Neue Mainzer Str. 75, 60311 Frankfurt am Main
 Telephone: +49 69 / 50 60 60
 Email: fondsinformationen@lazard.com
 Italy
 Lazard Asset Management (Deutschland) GmbH
 Via Dell'Orso 2, 20121 Milan
 Telephone: + 39-02-8699-8611
 Email: fondi@lazard.com

Spain and Portugal
 Lazard Fund Managers (Ireland) Limited, Sucursal en España
 Paseo de la Castellana 140, Piso 10°, Letra E, 28046 Madrid
 Telephone: + 34 91 419 77 61
 Email: contact.es@lazard.com
 United Kingdom, Finland, Ireland, Denmark, Norway and Sweden
 Lazard Asset Management Limited 50 Stratton Street, London W1J 8LL
 Telephone: 0800 374 810
 Email: contactuk@lazard.com
 Switzerland and Liechtenstein
 Lazard Asset Management Schweiz AG Uraniast. 12, CH-8001 Zürich
 Telephone: +41 43 / 888 64 80
 Email: lfm.ch@lazard.com
 United Arab Emirates - Dubai International Financial Center
 Lazard Gulf Limited
 Gate Village 1, Level 2, Office 206 - DIFC, Dubai, PO Box 506644
 Telephone: +971 4 372 8250
 Email: dubaimarketing@lazard.com

Non contractual document

Please note that not all share classes are registered for distribution in every jurisdiction. Investment into the portfolio will not be accepted before the appropriate registration is completed in the relevant jurisdiction.

United Kingdom, Finland, Ireland, Denmark, Norway and Sweden:
 The information is approved, on behalf of Lazard Fund Managers (Ireland) Limited, by Lazard Asset Management Limited, 50 Stratton Street, London W1J 8LL. Incorporated in England and Wales, registered number 525667. Lazard Asset Management Limited is authorised and regulated by the Financial Conduct Authority.

Germany and Austria:
 Lazard Asset Management (Deutschland) GmbH, Neue Mainzer Strasse 75, 60311 Frankfurt am Main is authorized and regulated in Germany by the BaFin. The Paying Agent in Germany is Landesbank Baden-Württemberg, Am Hauptbahnhof 2, 70173 Stuttgart, the Paying Agent in Austria is UniCredit Bank Austria AG, Rothschildplatz 1, 1020 Vienna.

Belgium and Luxembourg:
 This information is provided by the Belgian Branch of Lazard Fund Managers Ireland Limited, at Blue Tower Louise, Avenue Louise 326, Brussels, 1050 Belgium. The Paying Agent and the Representative in Belgium for the registration and the receipt of requests for issuance or repurchase of units or for switching sub-funds is Societe Generale Private Banking NV, Kortrijksesteenweg 302, 9000 Gent, Belgium.

France:
 Any person requiring information in relation to the Fund mentioned in this document is required to consult the KIID which is available on request from Lazard Frères Gestion SAS. The information contained in this document has not been independently verified or audited by the statutory auditors of the UCITS(s) concerned

Italy:
 This information is provided by the Italian branch of Lazard Asset Management (Deutschland) GmbH. Lazard Asset Management (Deutschland) GmbH Milano Office, Via Dell'Orso 2 - 20121 Milan is authorized and regulated in Germany by the BaFin. Not all share classes of the relevant sub-fund are registered for marketing in Italy and target institutional investors only. Subscriptions may only be based on the current prospectus.

Netherlands:
 This information is provided by the Dutch Branch of Lazard Fund Managers (Ireland) Limited, which is registered in the Dutch register held with the Dutch Authority for the Financial Markets (Autoriteit Financiële Markten).

Spain and Portugal:
 This information is provided by the Spanish Branch of Lazard Fund Managers Ireland Limited, at Paseo de la Castellana 140, Piso 100, Letra E, 28046 Madrid and registered with the National Securities Market Commission (Comisión Nacional del Mercado de Valores or CNMV) under registration number 18. The [Fund Name] is a Foreign Collective Investment Scheme registered with the CNMV under registration number 18.

Andorra:
 For Andorran licensed financial entities only. This information is provided by the Spanish Branch of Lazard Fund Managers Ireland Limited, at Paseo de la Castellana 140, Piso 100, Letra E, 28046 Madrid and registered with the National Securities Market Commission (Comisión Nacional del Mercado de Valores or CNMV) under registration number 18. This information is approved by Lazard Asset Management Limited (LAML). LAML and the Fund are not regulated or authorised by or registered in the official registers of the Andorran regulator (AFA) and thus the Shares of the Fund may not be offered or sold in Andorra through active marketing activities. Any orders transmitted by an Andorran licensed financial entity for the acquisition of Shares of the Fund and/or any marketing materials related to the Fund are provided in response to an unsolicited approach from the investor.

Switzerland and Liechtenstein:
 This is an advertising document. Lazard Asset Management Schweiz AG, Uraniast. 12, CH-8001 Zurich. The state of the origin of the fund is France. In Switzerland, the representative is ACOLIN Fund Services AG, Leutschenbachstrasse 50, CH-8050 Zurich, whilst the paying agent is Banque Cantonale de Genève, 17, quai de l'Île, CH-1204 Geneva. The prospectus, the key information documents or the key investor information documents, the fund regulation (for a FCP) or the articles of association (for a SICAV) as well as the annual and semi-annual reports may be obtained free of charge from the representative. Past performance is no indication of current or future performance. The performance data do not take account of the commissions and costs incurred on the issue and redemption of units.

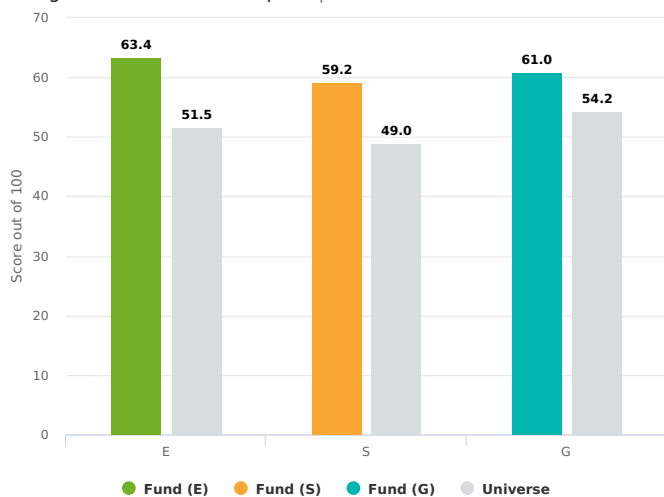
Singapore:
 Issued by Lazard Asset Management (Singapore) Pte. Ltd., Unit 15-03 Republic Plaza, 9 Raffles Place, Singapore 048619. Company Registration Number 201135005W, which provides services only to "institutional investors" or "accredited investors" as defined under the Securities and Futures Act, Chapter 289 of Singapore.

"This document is provided for information purposes to unitholders or shareholders in accordance with the regulations in force. It does not constitute investment advice, an invitation or an offer to subscribe for financial instruments. Before making any subscription, investors should read the prospectus carefully."

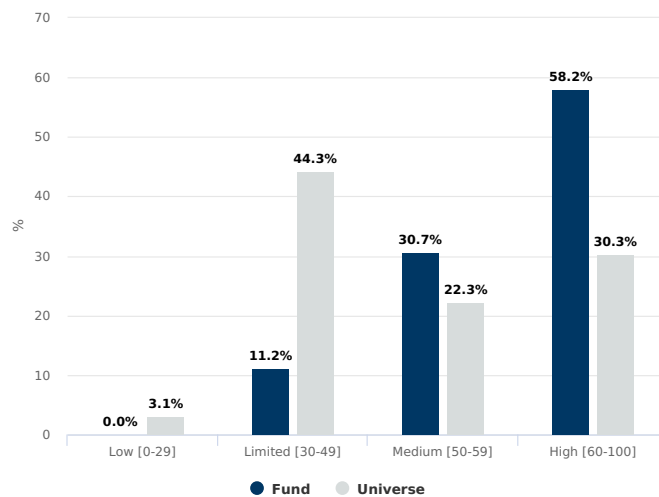
ESG rating - Lazard Dividend LowVol SRI
60.58

ESG rating universe*
50.88

Average score on each ESG pillar | Score out of 100



ESG score distribution in %



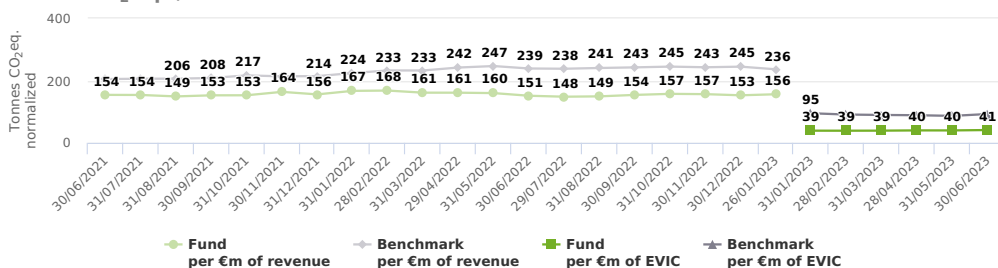
Source: Moody's ESG Solutions. Fund coverage rate: 96.6%. Universe coverage rate: 100.0%

*Universe: listed companies in the Eurozone analyzed by Moody's ESG Solutions

ESG performance indicators

Environmental

Emissions per M€ of EVIC
Tonnes CO₂ eq./M€ of EVIC



Benchmark: Euro Stoxx net return EUR

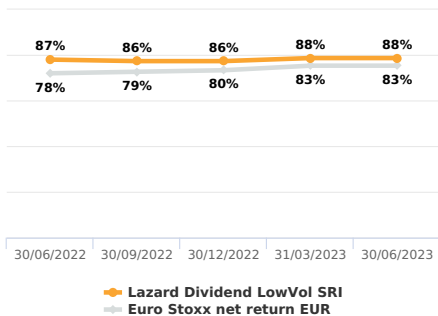
Source: Trucost - scopes 1 and 2. Fund coverage rate: 97.0% ; benchmark: 98.8%

5 main contributions to the carbon footprint of the fund

Companies	Contributions
AIR LIQUIDE SA	42%
ENI SPA	19%
TOTALENERGIES SE	10%
TERNA SPA	5%
SNAM SPA	3%

Human rights

% of companies signatories of United Nation Global Compact



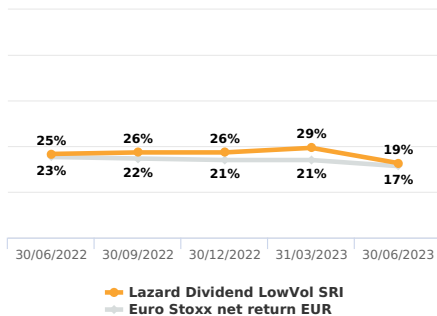
Source: Moody's ESG Solutions

Fund coverage rate: 97.2%

Benchmark coverage rate: 98.9%

Social

% of companies with high or critical HR controversies



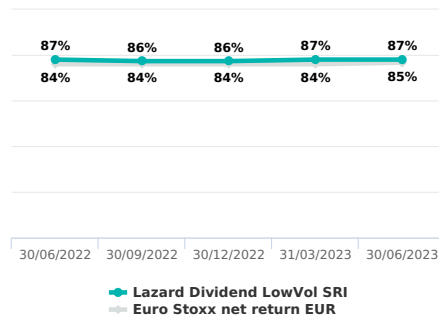
Source: Moody's ESG Solutions

Fund coverage rate: 97.2%

Benchmark coverage rate: 98.9%

Governance

% of independent administrators on the Board



Source: MSCI

Fund coverage rate: 98.2%

Benchmark coverage rate: 99.8%

Carbon footprint methodology (environmental impact)

- Lazard Frères Gestion decided to establish a partnership with TRUCOST in 2016, in order to receive carbon footprint data.
- Lazard Frères Gestion uses the carbon footprint indicator, which is expressed in CO₂ equivalent tons per €m of revenue.
- The carbon footprint assessment takes into account scope 1 and 2 greenhouse gas (GHG) emissions:
 - Scope 1: all direct emissions related to the combustion of fossil fuels required to manufacture the product.
 - Scope 2: indirect emissions linked to the production of electricity, heat or steam consumed by the activities of the company.
- These measurements are made only on securities held directly.
- In the case of a listed company for which we do not have carbon data, its weighting is then proportionally distributed over the weight of other companies in the same sector, in order to preserve the initial sectoral weightings.
- The weight of each security in the portfolio is rebased so that the total weight is 100%.
- The method used to calculate the carbon footprint of a portfolio is a weighted average of GHGs divided by the revenue of each position. This gives us the following formula:

$$\text{Carbon footprint of the portfolio} = \sum \left[\left(\frac{\text{Carbon emissions (scope 1 + 2)}}{\text{EVIC}} \right) \text{ of each security} \times \text{security weight} \right]$$

Controversies Moody's ESG Solutions (social impact)

- The Moody's ESG Solutions Controversy Tracker looks at 3 factors:
 - The severity of the controversy (minor, significant, high or critical). This is calculated using the United Nations High Commissioner for Human Rights' grid according to the magnitude, scope and irreparability of the impact on both the stakeholders and the company.
 - The company's response to the controversy (silence, crisis communication, active communication, responsible reactivity). It depends on the company's ability to dialogue with stakeholders and to put in place corrective measures.
 - The frequency with which the company is exposed to controversies (isolated, occasional, frequent or persistent).

Based on these three criteria, Moody's ESG Solutions rates the entity's ability to manage the controversy (score from 1 to 4, 1 being the minimum score). If there is no controversy, we assign a score of 0 to the company concerned.

Depending on their severity, the Moody's ESG Solutions database includes controversies that occurred two to four years prior to the analysis. For the "Human Resources" criterion, four areas are taken into account: social dialogue, reorganisation, health and safety, and career management.

This document is not pre-contractual or contractual in nature. It is provided for information purposes.

It presents analyses and descriptions prepared by Lazard Freres Gestion SAS on the basis of general information and statistics obtained from public sources. There is no guarantee that this information will remain accurate after the publication date.

The interpretation of these analyses or descriptions may vary according to the methods used. Moreover, the instruments and securities referred to in this document are subject to market fluctuations, and therefore no guarantee can be given as regards their performances and evolutions in the future. The analyses and descriptions contained in this document shall not be interpreted as being advice or recommendations on the part of Lazard Freres Gestion SAS. This document does not constitute an offer or invitation to purchase or sell, nor an encouragement to invest in any of the instruments or securities referred to herein.

Management methods presented in this document do not constitute an exclusive approach and Lazard Freres Gestion SAS reserves the right to use any other method which it deems appropriate. These presentations are the intellectual property of Lazard Freres Gestion SAS. Some of the services and/or investments referred to in this document may present particular risks, and are therefore not necessarily suitable for all investors.

It is therefore the responsibility of each individual to assess the risks associated with these services and/or investments independently before making any investment. Investors should refer to the terms and conditions of Lazard Freres Gestion SAS in relation to the services and/or investments mentioned in this document.

Moreover, any person wanting to invest in the undertaking(s) for collective investment in transferable securities (UCITS) mentioned in this document is required to consult the KIID approved by the French AMF ("Autorite des Marchés Financiers") that is provided to all subscribers and which is available on simple request from Lazard Freres Gestion SAS. The information contained in this document has not been independently verified or audited by the statutory auditors of the UCITS(s) concerned.

The legal and tax information provided are general in nature and do not constitute consultation in this regard. The reader is advised to consult an appropriate and competent legal and tax expert before proceeding with any investment.

The prospectus, KIID and financial reports of the fund are available free of charge on the Lazard Freres Gestion website and from our local distributors. Performances are calculated after deduction of management fees but do not include taxes or subscription and redemption fees, which are borne by the subscriber. Past performance is no guarantee of future results. The instruments and securities referred to in this document are subject to market fluctuations, and therefore no guarantee can be given as regards their performances and evolutions in the future.