



EDMOND  
DE ROTHSCHILD

# EDR FUND QUAM 5 N-CHF (H)

EDR FUND QUAM 5 N-CHF (H)

DIVERSIFIED QUANTITATIVE MANAGEMENT SICAV

QUANTITATIVE MANAGEMENT

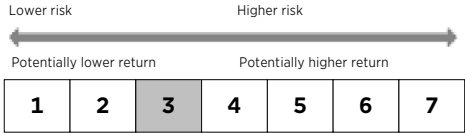
FUND SIZE : CHF 30.28 mil.

All investors

: CH ES FR LU NL PT

Restricted registration / Qualified investors

: IT SG



The risk indicator SRI rates this fund on a scale of 1 to 7. This indicator is used to assess the level of risk of this product in comparison to other funds and a category 1 rating does not mean that the investment is risk free. In addition, it indicates the likelihood that this product will incur losses in the event of market movements or our inability to pay you. This indicator assumes that you hold the product until the end of the recommended holding period of this fund. The actual risk may be very different if you choose to exit before the end of the recommended holding period of this Fund.

## Fund characteristics

### Legal status

Sub-fund launch date : 04/11/2003

Recommended investment period : > 3 years

Fund domicile : Luxembourg

### Administrative Information

Management Company : Edmond de Rothschild Asset Management (Luxembourg)

Management company by delegation : Edmond de Rothschild (Suisse) S.A.

Valuation : Daily

Administration : Edmond de Rothschild Asset Management (Luxembourg)

Decimalised : 3 decimals

Depository : Edmond De Rothschild (Europe)

Initial minimum subscription : CHF equivalent 5 000 000 EUR

### Subscription & Redemption conditions :

Every day before 4.00 pm at the day's NAV, calculated one day later

### Management Subscription/Redemption fees

Actual management fees : 0,5%

Performance fees : No

Maximum entry fees : No

Maximum exit fees : 0,5%

## Share characteristics

Net asset value (CHF) : 81.63  
Class creation date : 03/02/2015  
ISIN code : LU1022721374  
Bloomberg code : ERQU5EC LX  
Lipper code : 68247596  
Telekurs code : 23416725  
Distribution : Accumulation  
Latest coupon : -

## Fund Managers

Antonio CIRULLI, Benjamin DUBOIS

## Risks

The main risks of this UCITS are:

- **Currency risk**
- **Liquidity risk**
- **Equity risk**
- **Credit risk**
- **Interest rate risk**

## GENERAL INFORMATION

### Investment objective

The Product follows a clearly defined strategy for the placement of assets based on controlling the portfolio's risk from annual volatility. Purchase and sale decisions are based upon quantitative systems over the medium term. The investment of assets is adjusted to the prevailing market conditions and has the objective of not exceeding a mean annual volatility of 5%.

## PERFORMANCES


### Performance (Basis 100 - Net of fees)



Benchmark (Index): 80% Bloom Barclays GlobalAgg + 20% MSCI AC World (local) (NR) (CHF)

Past performances and volatility are not a reliable indicator of future performance and volatility. They may vary over time. The performances shown do not take into account the fees and expenses borne at the time of issue and redemption of units but include ongoing charges, brokerage fees and any performance fees taken.

### Annual performances (Net of fees)



### Rolling performance as of 28 March 2024 (Net of fees)

	Cumulative							Annualised
	1 month	YTD	1 year	3 years	5 years	10 years	Since inception	Since inception
Class (N)	0.69	1.39	3.13	-8.05	-11.88	-	-18.37	-2.19
Index	3.38	6.70	3.38	-	-	-	-	-

Statistics (Rolling periods)

	52 weeks (week. perf.)		3 years (month. perf.)		5 years (month. perf.)	
	Class	Index	Class		Class	
Volatility (%)	2.95	6.12	3.62		4.91	
Tracking error (%)	5.43					
Sharpe ratio	0.71	0.26	-0.83		-0.48	
Information ratio	0.09					
Alpha	0.05					
Beta	0.22					
R2	0.22					
Correlation	0.46					

Performance analysis

	Since 03/02/2015 (month. perf.)
% of positive performances	43.52
Minimum return (%)	-7.03
Maximum return (%)	2.44

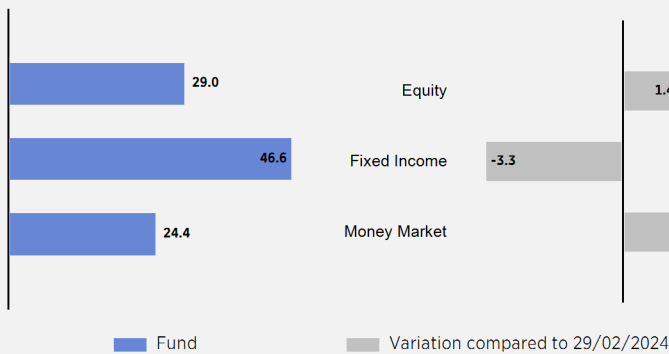
PERFORMANCE TRACK RECORD (%)

Net performance

		Jan.	Feb.	March	April	May	June	July	Aug.	Sept.	Oct.	Nov.	Dec.	YTD
2015	Class (N)	-	-	0.45	-0.70	-0.96	-0.83	-0.15	-0.78	-0.20	-0.11	-0.12	-0.60	-
2016	Class (N)	-0.09	0.03	0.07	-0.12	-0.19	0.25	0.39	0.17	-0.61	-0.36	-0.44	0.06	-0.85
2017	Class (N)	-0.17	0.45	-0.23	0.93	0.72	-0.91	0.59	0.21	-0.28	0.67	-0.19	-0.28	1.52
2018	Class (N)	1.34	-1.83	-1.34	-0.91	-0.73	-0.11	-0.02	0.65	-0.37	-3.12	0.13	-0.30	-6.47
2019	Class (N)	1.28	-0.41	1.51	0.04	-0.85	2.35	1.91	0.45	-1.14	-0.41	0.19	0.84	5.85
2020	Class (N)	-0.29	-2.61	-7.03	0.22	0.20	0.07	0.87	0.38	-0.24	-0.54	2.44	1.32	-5.40
2021	Class (N)	-0.11	-1.66	-0.24	0.47	-0.18	-0.03	0.71	0.01	-1.89	0.92	-0.23	-0.61	-2.83
2022	Class (N)	-2.22	-1.53	-1.11	-1.78	-0.62	-2.10	0.56	-0.58	-1.84	0.70	0.85	-1.39	-10.58
	Index	-	-	-	-	-	-	0.06	-1.63	-5.48	2.53	0.83	-2.71	-9.60
2023	Class (N)	1.00	-0.53	0.08	0.40	-0.38	0.95	0.43	-0.62	-1.32	-0.80	1.55	1.54	2.27
	Index	3.57	-1.56	0.93	-1.64	0.34	-0.63	-1.75	0.04	-0.06	-2.03	1.59	1.05	-0.30
2024	Class (N)	0.19	0.51	0.69	-	-	-	-	-	-	-	-	-	1.39
	Index	0.71	2.48	3.38	-	-	-	-	-	-	-	-	-	6.70

PORTFOLIO ANALYSIS

Breakdown by asset class (Weight in %)

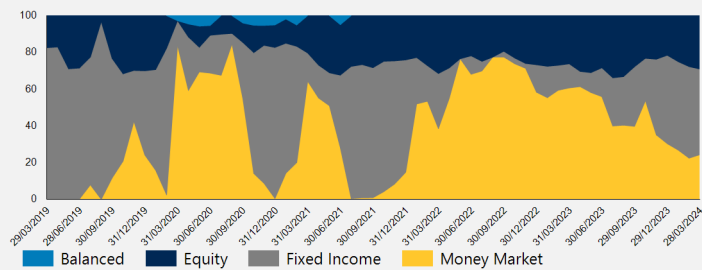


Top holdings (except money market)

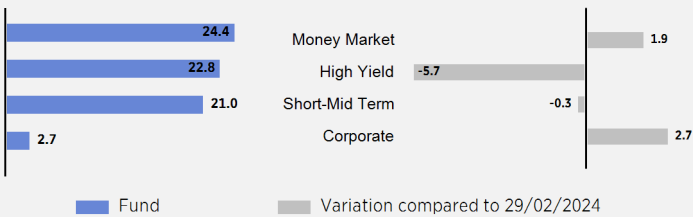
10 Main holdings (Number of holdings : 18)

	Sector	Expo (%NA)
EDRS - EQUITY US SOLVE I - EUR (H)	Geographic	10.42
EDRS - EQUITY EURO SOLVE I - EUR	Geographic	6.74
AXA IM FIIS-EUR SH DUR H-BI	High Yield	5.13
GROUPAMA CRÉDIT EURO CT M	Short-Mid Term	5.13
DEUTSCHE INV I SH-DUR CR-FC	Short-Mid Term	4.89
CANDR BONDS-E HIGH YIELD-I-C	High Yield	4.73
MORGAN ST-EUROP CURR HY-Z	High Yield	4.71
MORGAN ST INV F-S MAT EU-ZEUR	Short-Mid Term	4.69
SCOR EURO HIGH YIELD	High Yield	4.43
PIMCO-LOW AVG DUR-USDINS ACC	Short-Mid Term	4.20
<b>Total</b>		<b>55.06</b>


Evolution of the breakdown by asset class (% of Net Assets)



Fixed income sector breakdown (Weight in %)



Equity geographical breakdown (Weight in %)



Data sources: Edmond de Rothschild Asset Management - Accounting Data - External Data Providers- MSCI ESG Rating

 [contact-am@edr.com](mailto:contact-am@edr.com)  <http://funds.edram.com>

This document was issued on 28/03/2024 by EDMOND DE ROTHSCHILD ASSET MANAGEMENT (FRANCE) global distributor

47, rue du Faubourg Saint-Honoré  
75401 Paris Cedex 08

A limited company with executive and supervisory boards and capital of 11,033,769 Euro

AMF approval number GP 04000015

332.652.536 R.C.S. Paris

<http://www.edram.fr>

EdR Fund QUAM 5 is a sub-fund of the Luxembourg-registered SICAV approved by the CSSF and authorised for marketing in Switzerland, Spain, France, Luxembourg, Netherlands and Portugal

This document is not contractual and is to be used for information purposes only. Reproducing or using the contents of this document without the consent of the Edmond de Rothschild Group is strictly prohibited.

The information contained in this document should not be regarded as a transaction offer or solicitation in a jurisdiction in which such offer or solicitation is unlawful or in which the person making such offer or solicitation is not authorised to do so. This document does not constitute and should not be construed as investment advice, tax or legal advice, or a recommendation to buy, sell or continue to hold an investment.

EdRAM may not be held responsible for an investment or divestment decision made on the basis of this information.

This document has not been reviewed or approved by a regulator from any jurisdiction. The regulations relating to the method of marketing a UCI vary depending on the country.

The UCI presented here may not be authorised for marketing in your country of residence. In case of doubt regarding your ability to invest in a UCI, please contact your regular advisor.

This document is not intended for citizens or residents of the United States of America or "US Persons" as that term is defined in "Regulation S" of the US Securities Act of 1933. No investment products presented here are permitted for sale under the Securities Act of 1933 or any other regulation applicable in the United States. Accordingly, no investment product may be offered or sold directly or indirectly in the United States of America to residents and citizens of the United States of America or to "US Persons".

The figures, comments, forecasts, and other elements in this presentation are a reflection of EdRAM's impression of the markets and their changes, taking both the economic context and currently available information into consideration. They may no longer be relevant on the day that the investor becomes aware of them. Consequently, EdRAM cannot be held responsible for the quality or exactness of the information and economic data provided by third parties.

Information on securities should not be construed as an opinion of Edmond de Rothschild Asset Management (France) concerning the foreseeable evolution of said securities and, if applicable, the foreseeable evolution of the price of financial instruments issued by them. This information should not be considered a recommendation to buy or sell these securities. The composition of the portfolio may change over time.

All investments are subject to specific risks. Investors are advised to ensure that any investments are appropriate to their individual circumstances, seeking independent advice if necessary. In addition, they must read the key information document (KID) and/or any other documents required by local regulations issued before any investment is made, and available at [www.edmond-de-rothschild.com](http://www.edmond-de-rothschild.com) under the heading "Fund Center", or free of charge on request.

Tax treatment depends on the individual situation of each client and may be modified at a later date.

"Edmond de Rothschild Asset Management" or "EdRAM" is the trading name of the asset management entities of the Edmond de Rothschild Group.

A detailed description of the target investor provisions and the risks specific to UCIs can be found in the prospectus of this UCI authorized by FINMA for the offering to non-qualified investors in Switzerland. The status, the prospectus, the key investor information document as well as the annual and half-yearly reports are available on request from Edmond de Rothschild Asset Management (France), its distributors and/or **representatives and/or contacts, a list of whom is available on the following website (<http://funds.edram.com>)**, so that investors can assess their risk and form their own opinion independently of any entity of the Edmond de Rothschild Group, by seeking, if necessary, the advice of advisors specialized in these questions, to ensure in particular the appropriateness of this investment to their financial situation, to their experience, and to their investment objectives.

The information contained in this document relating to this UCI is not intended to replace the information in the prospectus, or the semi-annual and annual reports. Investors are required to read such additional documentation before making any investment decision.

Switzerland ( Legal Representative and Paying agent ):      *Edmond de Rothschild (Suisse) S.A.*                      *18, rue de Hesse*                      *1204 Genève*                      *Switzerland*

EdR Fund QUAM 5 N-CHF (H) is registered with the CNMV under number 229

The Morningstar ratings are not market rankings and are not to be considered as recommendations to buy, sell, or hold units or shares in UCIs managed by Edmond de Rothschild Asset Management (France). Reference to a ranking or a price for this UCI is not a guide for future rankings or prices of these UCIs or of the investment manager.

Source - Morningstar, Inc. All rights reserved. The information contained in this document: (1) is the proprietary material of Morningstar and/or its information providers; (2) may not be reproduced or redistributed; (3) is presented without guarantee as to its accuracy, completeness or correctness. Neither Morningstar nor its information providers may be held liable for any damage or loss resulting from the use of this data. Past performance is no guarantee of future results.

## GLOSSARY

The VOLATILITY of a security is the difference between performance and average performance and therefore makes it possible to gauge the consistency of performance obtained. It comprises a measure of risk. If this is zero, the individual performances are identical. The higher it is, the greater the difference between individual performances.

The TRACKING ERROR shows the volatility of a fund's relative performance against that of its benchmark. It shows the difference between performances and their average and so makes it possible to gauge the consistency of relative performance. The lower the tracking error, the closer the fund's performance is to that of its benchmark.

The ALPHA corresponds to the fund's average performance. More specifically, it measures the fund managers' added value while cancelling out market influence, which cannot be controlled. This measure is expressed as a percentage.

The SHARPE RATIO shows the fund's outperformance against a zero-risk interest rate, adjusted for fund volatility.

Other definitions and methodologies are available at [www.edmond-de-rothschild.com](http://www.edmond-de-rothschild.com) under the "Fund Center" tab in the fund's downloadable factsheet documentation.