

This is a marketing communication.  
Please refer to the prospectus/information document of the fund and to the KIID/KID (as applicable) before making any final investment decisions.

For professional investors only

July 29, 2022

Spain

Risk profile (SRR) <sup>1)</sup>

1	2	3	4	5	6	7
---	---	---	---	---	---	---



## Credit Suisse Investment Partners (Lux) Global Convertible Bond Fund

a subfund of CS Investment Funds 1 - Class UBH EUR

### Investment policy

The fund provides an actively managed exposure to the broad global convertible investment grade universe, applying a proprietary investment process. The goal is to generate a superior risk-adjusted return in excess of the chosen benchmark with controlled active risk. The fund invests globally with a minimum of 75% in investment grade convertibles.

### Fund facts

<b>Fund manager</b>	Lukas Buxtorf, Rossitza Haritova
<b>Fund manager since</b>	12.12.2016
<b>Location</b>	Pfäffikon SZ
<b>Investment manager</b>	Credit Suisse Investment Partners (Schweiz) AG
<b>Management company</b>	Credit Suisse Fund Management S.A.
<b>Fund domicile</b>	Luxembourg
<b>Fund currency</b>	USD
<b>Close of financial year</b>	31. Oct
<b>Total net assets (in millions)</b>	1'271,39
<b>Inception date</b>	27.02.2015
<b>Management fee p.a. <sup>2)</sup></b>	0,90%
<b>Ongoing charge <sup>2)</sup></b>	1,17%
<b>Benchmark (BM)</b>	Refinitiv CV Gl. Inv. Grade (TR) (EUR-Hgd)
<b>Swinging single pricing (SSP) <sup>4)</sup></b>	Yes
<b>Unit class</b>	Category UBH (capital growth)
<b>Unit class currency</b>	EUR
<b>ISIN number</b>	LU1144398515
<b>Bloomberg ticker</b>	CGCUBHE LX
<b>Net Asset Value</b>	113,83
<b>Redemptions</b>	Daily
<b>Morningstar Rating as of 29.07.2022</b>	★★★★

4) For more details, please refer to the relevant chapter "Net Asset Value" of the Fund's prospectus.

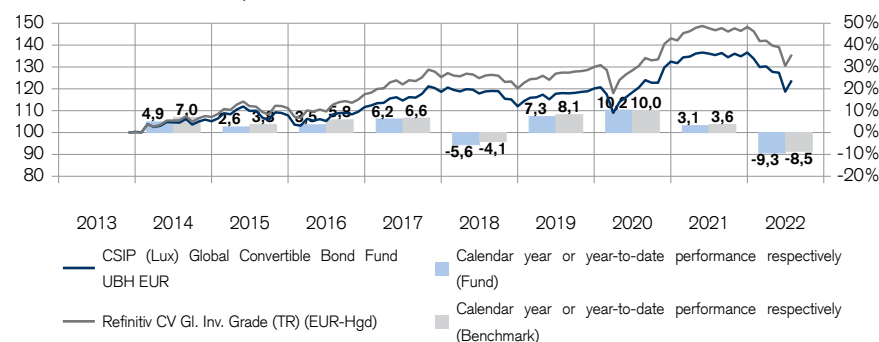
### Fund statistics

	3 years	5 years
Annualised volatility in %	9,04	7,71
Information ratio	-0,36	-0,46
Tracking Error (Ex post)	1,34	1,16
Maximum draw down in % <sup>5)</sup>	-13,11	-13,11

5) Maximum drawdown is the most negative cumulative return over a given time period.

### Net performance in EUR (rebased to 100) and yearly performance

Past performance does not predict future returns. Neither simulated nor historical performance is a reliable indicator for current or future performance.



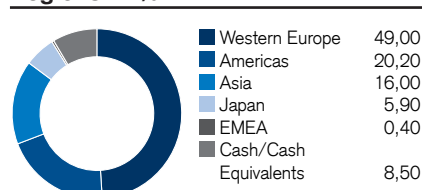
### Net performance in EUR

	1 month	3 months	YTD	1 year	3 years	5 years
Fund	4,36	-3,03	-9,31	-8,53	4,93	6,61
Benchmark	3,91	-2,93	-8,55	-7,61	6,44	9,43

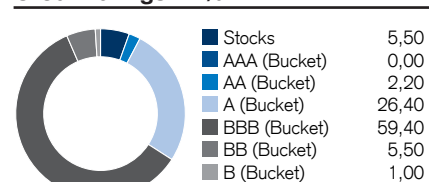
### Sectors in %

Industrials	14,80
Energy	11,90
Financials	11,40
Technology	9,90
Consumer, Cyclical	8,80
Consumer, Non-Cyclical	8,80
Cash	8,50
Communication	8,50
Others	17,40

### Regions in %



### Credit ratings in %



Linear Weighted Average Credit Rating = BBB+

### Number of holdings

Fund	98
------	----

### Duration and yield <sup>6)</sup>

Delta in %	48,70
Current yield	0,41
Bond Floor	87,38
Modified duration in years	2,52

6) Due to the optionalities involved in the structure of convertible bonds, certain assumptions must be applied in order to calculate these figures.

### Top 10 holdings in %

Position	Maturity	as % of assets
Electricite France	14.09.24	4,34
America Movil	02.03.24	4,07
Pioneer Natural Resources	15.05.25	3,80
Southwest Airlines	01.05.25	3,77
Sika AG	05.06.25	3,72
Nippon Steel	05.10.26	3,47
Meituan Dianping	27.04.28	3,12
Total	02.12.22	2,59
LEG Immobilien AG	30.06.28	2,29
STMicroelectronics	04.08.27	2,07
<b>Total</b>		<b>33,24</b>

ESG Integration (ESG aware): This product undertakes investments that explicitly assess and integrate the sustainability characteristics of companies in the investment process.

1) The fund's risk and reward profile shows the variations in value an investment in this fund would have undergone over the past five years, whereby simulated performance data is used in the case of missing history. The fund's risk rating may change in the future. Please note, higher possible gains generally also mean higher possible losses. The lowest risk category does not mean that the fund is risk free.

2) If the currency of a financial product and/or its costs is different from your reference currency, the return and cost may increase or decrease as a result of currency fluctuations.

Asset Allocation presented on this page may change over time.

3) The portfolio return takes into account currency hedging, whereas the benchmark return shown here does not take currency hedging into account. Yield to Maturity calculated in share class currency.

# Credit Suisse Investment Partners (Lux) Global Convertible Bond Fund

a subfund of CS Investment Funds 1 - Class UBH EUR

ESG stands for environmental (E), social (S), and governance (G). For further information about the ESG investment criteria and the sustainability-related aspects of the fund please consider the legal and regulatory documents of the fund (such as, e.g., the prospectus) and visit [credit-suisse.com/esg](http://credit-suisse.com/esg). In addition to sustainability-related aspects, the decision to invest in the fund should take into account all objectives and characteristics of the fund as described in its prospectus, or in the information which is to be disclosed to investors in accordance with applicable regulations.

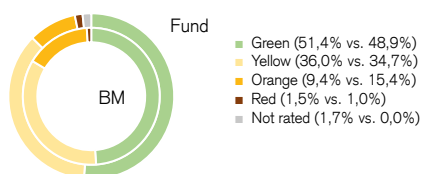
## ESG Rating vs Benchmark <sup>7)</sup>

	ESG	E	S	G
Fund	AA	BBB	BBB	A
BM	AA	A	BBB	BBB

## ESG Breakdown <sup>10)</sup>

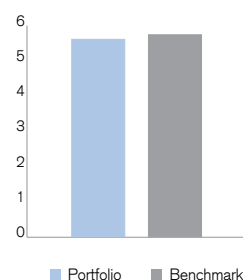
	Score
<b>Overall Score</b>	<b>7,6</b>
<b>Environment</b>	<b>5,4</b>
Climate Change	6,3
Env. Opportunities	5,1
Natural Capital	5,0
Pollution & Waste	5,0
<b>Social</b>	<b>5,5</b>
Human Capital	5,2
Product Liability	5,5
Social Opportunities	4,0
Stakeholder Opposition	7,5
<b>Governance</b>	<b>5,8</b>

## ESG Controversies Flag <sup>11)</sup>



## Low Carbon Transition Score <sup>13)</sup>

Portfolio: **5,6** / Benchmark: **5,7**



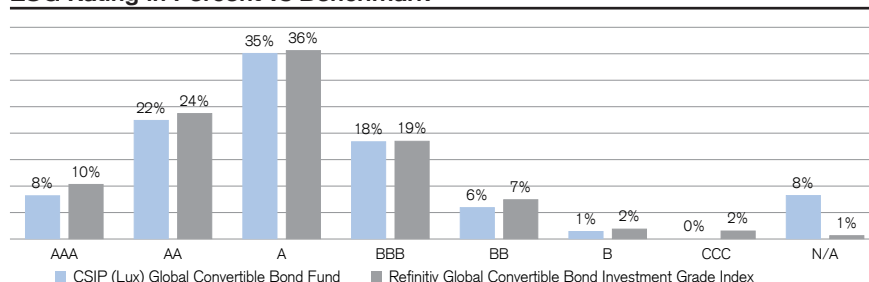
## Portfolio Summary <sup>8)</sup>

This fund promotes environmental, social and governance (ESG) characteristics (within the meaning of Art. 8 of Regulation (EU) 2019/2088). It applies the CSAM Sustainable Investing Policy ([www.credit-suisse.com/esg](http://www.credit-suisse.com/esg)) to combine the most material ESG factors with traditional financial analysis to calculate an ESG integrated credit rating, which serves as the basis for a bottom-up security selection process.

## Applied ESG Characteristics <sup>9)</sup>

- ☐ ESG Benchmark    ☒ ESG Integration    ☒ Engagement  
☒ Exclusion Criteria    ☐ Proxy Voting

## ESG Rating in Percent vs Benchmark <sup>12)</sup>



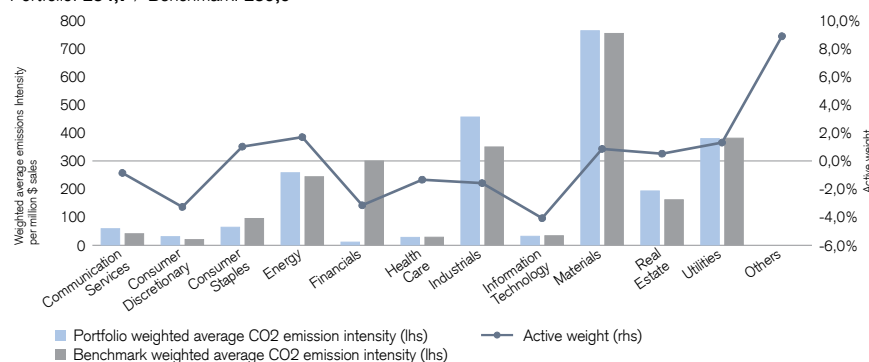
## Top 10 Holdings

Holding Name	Weight	ESG Rating	Cont.Flag	E	S	G
Electricite De France Sa	4,3%	A				
America Movil Sab De Cv	4,0%	AAA				
Pioneer Natural Resources Company	3,8%	BBB				
Southwest Airlines Co.	3,8%	BB				
Sika Ag	3,7%	A				
Nippon Steel Corp.	3,4%	A				
Meituan	3,1%	AA				
Total Sa	2,6%	A				
Leg Immobilien Se	2,3%	AA				
Stmicroelectronics Nv	2,1%	AA				

## Carbon Emission Intensity <sup>14)</sup>

Tons CO<sub>2</sub>-equivalent emissions per \$m revenues

Portfolio: **254,7** / Benchmark: **259,9**



## Legend

7) ESG Rating which is provided by MSCI ESG, is measured on a scale from AAA (highest rating) to CCC (lowest rating). The rating is based on the underlying company's exposure to industry specific sustainability risks and their ability to mitigate those risks relative to their peers. The overall portfolio rating is calculated on an industry relative basis while the underlying individual E, S and G ratings are absolute. Hence, the overall rating cannot be seen as an average of the individual E, S and G ratings.

8) For more information on the applied norms-based exclusions please refer to: [www.svk-asir.ch](http://www.svk-asir.ch). © In the absence of suitable and/or liquid equity index futures on ESG indices, the Sub-Fund / Fund may use equity index futures, which refer to traditional indices (non-ESG) in order to reduce various risks, for efficient portfolio management and as a way to gain or reduce market exposure.

9) For further information on the methodology applied to assess the ESG characteristics of the investments, please refer to [www.msci.com/our-solutions/esg-investing/](http://www.msci.com/our-solutions/esg-investing/)

10) The Overall ESG Quality Score does not correspond directly to the presented underlying Environment, Social and Governance Pillar scores. The Pillar scores are derived on an absolute basis, while the Overall ESG Quality Score is adjusted to reflect the industry-specific level of sustainability risk exposure. Since Pillar scores are absolute, and Overall scores are relative, the first cannot be averaged to derive the latter. ESG Themes represent a break-down of individual E, S and G scores. All scores and its' components are rated on a scale of 0-10 (provided by MSCI), where 0 is very poor and 10 is very good.

11) ESG Controversies Flag is designed to provide timely and consistent assessments of ESG controversies involving publicly traded companies and fixed income issuers. A controversy case is typically a one-off event such as an environmental oil spill, an accident, or allegations such as safety issues in a production facility. The colour indicator, which spans from red to green, indicates the most severe involvement (red) to the least involved (green) in any controversies. The grey colour indicates where data is unavailable.

12) ESG Ratings represents the ESG Rating breakdown in percentage in an absolute view or relative to a benchmark.

13) Low Carbon Transition Score is based on a multi-dimensional risks and opportunities assessment and considers both predominant and secondary risks a company faces. The scale ranges from 0-10 (with 10 representing a potential leader) and is industry agnostic and represents an absolute assessment of a company's position vis-à-vis the transition. On a portfolio level, individual scores are aggregated and compared to the benchmark (if existent).

14) Carbon Intensities compares the weighted average emissions intensity per million \$ sales (broken down by GICS sector) between the portfolio and the benchmark. It also displays active GICS sector weights.

## Potential risks

The Fund's risk and reward profile does not reflect the risk inherent in future circumstances that differ from what the Fund has experienced in the recent past. This includes the following events which are rare but can have a large impact.

- Credit risk: Issuers of assets held by the Fund may not pay income or repay capital when due. Part of the Fund's investments may have considerable credit risk.
- Liquidity risk: Assets cannot necessarily be sold at limited cost in an adequately short timeframe. Part of the Fund's investments may be prone to limited liquidity. The Fund will endeavor to mitigate this risk by various measures.
- Counterparty risk: Bankruptcy or insolvency of the Fund's derivative counterparties may lead to payment or delivery default. The Subfund will endeavor to mitigate this risk by the receipt of financial collateral given as guarantees.
- Event risk: In the case a trigger event occurs contingent capital is converted into equity or written down and thus may lose substantially in value.
- Operational risk: Deficient processes, technical failures or catastrophic events may cause losses.
- Political and Legal risks: Investments are exposed to changes of rules and standards applied by a specific country. This includes restrictions on currency convertibility, the imposing of taxes or controls on transactions, the limitations of property rights or other legal risks. Investments in less developed financial markets may expose the Fund to increased operational, legal and political risk.
- Sustainability risks: Sustainability risks are environmental, social or governance events or conditions can have a material negative effect on the return, depending on the relevant sector, industry and company exposure.

The investment promoted in this marketing material concerns the acquisition of units or shares in a fund and not of any underlying assets. The underlying assets are owned by the fund only.

**The full offering documentations including complete information on risks may be obtained free of charge from a Credit Suisse representative or where available via FundSearch ([credit-suisse.com/fundsearch](https://credit-suisse.com/fundsearch)).**

Data sources as of July 29, 2022: Credit Suisse, otherwise specified.

## Important Information

This material constitutes marketing material of Credit Suisse Group AG and/or its affiliates (hereafter "CS").

This material does not constitute or form part of an offer or invitation to issue or sell, or of a solicitation of an offer to subscribe or buy, any securities or other financial instruments, or enter into any other financial transaction, nor does it constitute an inducement or incitement to participate in any product, offering or investment.

This marketing material is not a contractually binding document or an information document required by any legislative provision.

Nothing in this material constitutes investment research or investment advice and may not be relied upon. It is not tailored to your individual circumstances, or otherwise constitutes a personal recommendation, and is not sufficient to take an investment decision.

The information and views expressed herein are those of CS at the time of writing and are subject to change at any time without notice. They are derived from sources believed to be reliable.

CS provides no guarantee with regard to the content and completeness of the information and where legally possible does not accept any liability for losses that might arise from making use of the information. If nothing is indicated to the contrary, all figures are unaudited. The information provided herein is for the exclusive use of the recipient.

The information provided in this material may change after the date of this material without notice and CS has no obligation to update the information.

This material may contain information that is licensed and/or protected under intellectual property rights of the licensors and property right holders. Nothing in this material shall be construed to impose any liability on the licensors or property right holders. Unauthorised copying of the information of the licensors or property right holders is strictly prohibited.

The full offering documentation including, the prospectus or offering memorandum, the Key Investor Information Document (KIID), the Key Information Document (KID), the fund rules, as well as the annual and bi-annual reports ("Full offering documentation"), as the case may be, may be obtained free of charge in one of the languages listed below from the legal entity/entities indicated below and where available via FundSearch ([credit-suisse.com/fundsearch](https://credit-suisse.com/fundsearch)).

Information on your local distributors, representatives, information agent, paying agent, if any, and your local contacts in respect of the investment product(s) can be found below. The only legally binding terms of any investment product described in this material, including risk considerations, objectives, charges and expenses are set forth in the prospectus, offering memorandum, subscription documents, fund contract and/or any other fund governing documents.

For a full description of the features of the products mentioned in this material as well as a full description of the opportunities, risks, and costs associated with the respective products, please refer to the relevant underlying securities prospectuses, sales prospectuses, or other additional product documents, which we will be pleased to provide to you at any time upon request.

The investment promoted in this marketing material concerns the acquisition of units or shares in a fund and not of any underlying assets. The underlying assets are owned by the fund only.

This material may not be forwarded or distributed to any other person and may not be reproduced. Any forwarding, distribution or reproduction is unauthorized and may result in a violation of the U.S. Securities Act of 1933, as amended (the "Securities Act"). The securities referred to herein have not been, and will not be, registered under the Securities Act, or the securities laws of any states of the United States and, subject to certain exceptions, the securities may not be offered, pledged, sold or otherwise transferred within the United States or to, or for the benefit or account of, U.S. persons.

In addition, there may be conflicts of interest with regard to the investment.

In connection with the provision of services, Credit Suisse AG and/or its affiliates may pay third parties or receive from third parties, as part of their fee or otherwise, a one-time or recurring fee (e.g., issuing commissions, placement commissions or trailer fees).

Prospective investors should independently and carefully assess (with their tax, legal and financial advisers) the specific risks described in available materials, and applicable legal, regulatory, credit, tax and accounting consequences prior to making any investment decision.

The alternative investment fund manager or the (UCITS) management company, as applicable, may decide to terminate local arrangements for the marketing of the shares/units of a fund, including terminating registrations or notifications with the local supervisory authority. A summary of investor rights for investing into European Economic Area domiciled investment funds managed or sponsored by Credit Suisse Asset Management can be obtained in English via [www.credit-suisse.com/am/regulatory-information](https://www.credit-suisse.com/am/regulatory-information), local laws relating to investor rights may apply.

© 2022 Morningstar, Inc. All rights reserved. The information contained herein: (1) is proprietary to Morningstar and/or its content providers; (2) may not be copied or distributed; and (3) is not warranted to be accurate, complete, or timely. Neither Morningstar nor its content providers are responsible for any damages or losses arising from any use of this information. Past performance is no guarantee of future results.

© 2022 MSCI ESG Research LLC. Reproduced by permission. Although Credit Suisse Asset Management information providers, including without limitation, MSCI ESG Research LLC and its affiliates (the "ESG Parties"), obtain information from sources they consider reliable, none of the ESG Parties warrants or guarantees the originality, accuracy and/or completeness of any data herein. None of the ESG Parties makes any express or implied warranties of any kind, and the ESG Parties hereby expressly disclaim all warranties of merchantability and fitness for a particular purpose, with respect to any data herein. None of the ESG Parties shall have any liability for any errors or omissions in connection with any data herein. Further, without limiting any of the foregoing, in no event shall any of the ESG Parties have any liability for any direct, indirect, special, punitive, consequential or any other damages (including lost profits) even if notified of the possibility of such damages.

Copyright © 2022 Credit Suisse Group AG and/or its affiliates. All rights reserved.

**Spain : Distributor - if this material is distributed by:** Credit Suisse AG, Sucursal en España\*, Calle Ayala 42, 28001 Madrid, España

**Regulator / Supervisor legal entity:** Comisión Nacional del Mercado de Valores ("CNMV"), Edison, 4, 28006 Madrid, Spain, Tel: 34 91 585 15 00, Website:

<https://www.cnmv.es/>

\*Legal entity, from which the full offering documentation, the key investor information document (KIID), the fund rules, as well as the annual and bi-annual reports, if any, may be obtained free of charge.