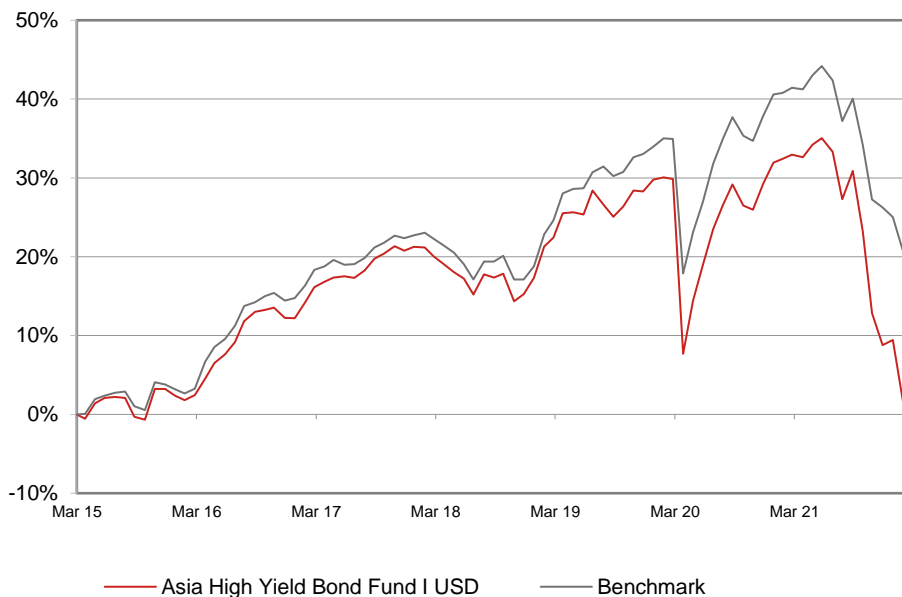


## INVESTMENT OBJECTIVE

The fund aims to maximise total returns, consisting of current income and capital appreciation by primarily investing in high yielding fixed income or debt securities issued by Asian corporations, financial institutions, governments and their agencies.

## CUMULATIVE PERFORMANCE (as at 28 February 2022)



## ANNUALISED PERFORMANCE (as at 28 February 2022)

	Since launch	1m	3m	1y	3y	5y
Fund	-0.77%	-6.67%	-12.90%	-28.72%	-8.18%	-3.98%
Benchmark	2.07%	-4.41%	-8.61%	-18.43%	-2.55%	-0.51%

## DISCRETE PERFORMANCE (as at 31 December 2021)

	1 year to 31/12/2021	1 year to 31/12/2020	1 year to 31/12/2019	1 year to 31/12/2018	1 year to 31/12/2017
Fund	-17.03%	1.65%	10.64%	-3.25%	8.04%
Benchmark	-11.05%	4.94%	12.76%	-3.20%	6.92%

Source: NAMUK. Fund and Index performance is shown in local currency, on a single price basis with income reinvested into the fund.

## VOLATILITY AND RISK

	3 Years
Alpha (excess annualised return)	-5.63
Beta	1.35
Information Ratio	-1.18
Tracking Error	4.78
Standard Deviation	14.83

Past performance is not a guide to future performance. Market movements may cause the value of investments to go down as well as up and you may not get back the amount originally invested. This factsheet is aimed at professional investors only. It is not designed for and should not be used or relied upon by private investors. Morningstar Overall Ratings as at 28/02/2022. Copyright © 2022 Morningstar UK Limited. All Rights Reserved. Regarding Morningstar Ratings, the information contained herein: (1) is proprietary to Morningstar and/or its content providers; (2) may not be copied or distributed; and (3) is not warranted to be accurate, complete or timely. Neither Morningstar nor its content providers are responsible for any damages or losses arising from any use of this information.

## FUND FACTS

Fund Size	36.4m USD
Fund managers	Simon Tan
Launch Date	06/03/2015
Base Currency	US Dollar
Pricing Frequency	Daily
Sector	Asia High Yield Bond
Benchmark	JPM Asia Credit Non-Invtm Grade
Domicile	Ireland

## SHARE CLASS DETAILS

ISIN Code	IE00BSJCH232
Bloomberg Ticker	NAYHBIU
Minimum Initial Inv	1,000,000 USD
Minimum Further Inv	250,000 USD
Initial Charge	0.00%
Management Fee	0.60%
Total Expense Ratio	0.77%
Latest NAV per share	94.77 USD
Share Class Currency	USD
Dividend Frequency	n/a
Dividend Pay dates	n/a
Morningstar Rating	**

## TRADING DETAILS

Trading cutoff	13:00 GMT
Trading frequency	Daily
Valuation time	15:00 GMT
Settlement	T+3

## RISK

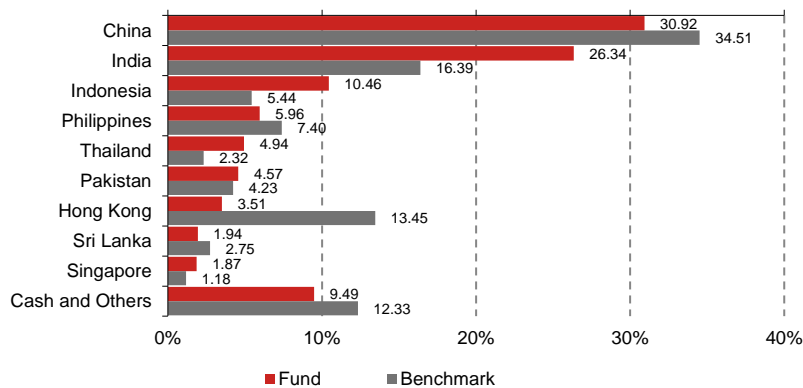
Typically lower rewards, lower risk

Typically higher rewards, higher risk

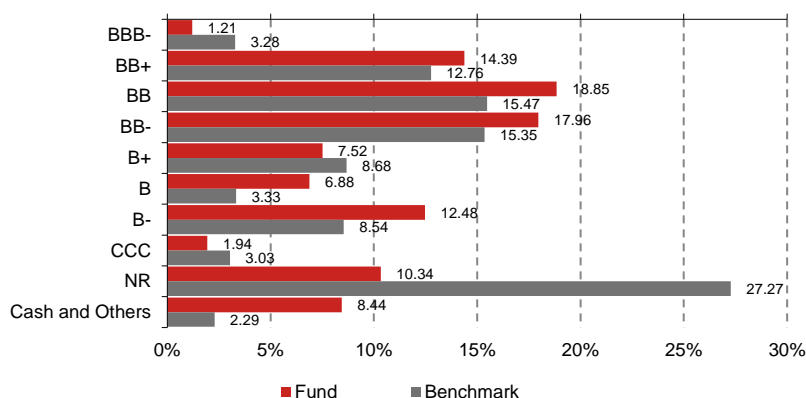


The table demonstrates where the fund ranks in terms of its potential risk and reward. The higher the rank the greater the potential reward but the greater the risk of losing money. It is based on past data, may change over time and may not be a reliable indication of the future risk profile of the fund.

## ■ GEOGRAPHIC BREAKDOWN



## ■ CREDIT QUALITY BREAKDOWN



## ■ TOP HOLDINGS

Government of Pakistan	3.76%
Fortune Star (BVI) Ltd.	3.59%
Vedanta Resources Limited	3.26%
China SCE Group Holdings Limited	2.78%
CIFI Holdings (Group) Co. Ltd.	2.73%
RKPF Overseas 2019 (A) Ltd.	2.36%
Theta Capital Pte Ltd.	2.23%
Government of Sri Lanka	1.94%
Singapore Airlines Ltd.	1.87%
Government of Mongolia	1.84%

## ■ PORTFOLIO CHARACTERISTICS

Number of Holdings (Issues)	124
Yield to Worst	15.43
Duration (yrs)	3.26
Average Credit Rating	B+

## ■ CONTACT DETAILS

Email: [info@nomura-asset.co.uk](mailto:info@nomura-asset.co.uk)

Tel: +44 207 521 1747

[www.nomura-asset.co.uk](http://www.nomura-asset.co.uk)

## ■ FUND MANAGERS



**Simon Tan**

Simon Tan has 14 years of investment experience and has been with Nomura since 2011.

## ■ IMPORTANT INFORMATION

The fund is a sub-fund of Nomura Funds Ireland plc, which is authorised by the Central Bank of Ireland as an open-ended umbrella investment company with variable capital and segregated liability between its sub-funds, established as an undertaking for Collective Investment in Transferable Securities under the European Communities (Undertakings for Collective Investment in Transferable Securities) Regulations 2011. This document was prepared by Nomura Asset Management U.K. Ltd and is not intended for distribution to or use by any person or entity in any jurisdiction or country where such distribution or use would be contrary to law or regulation. The shares in the fund have not been and will not be offered for sale in the United States of America, its territories or possessions and all areas subject to its jurisdiction, or to United States Persons. This document is not intended in any way to indicate or guarantee future investment results as the value of investments may go down as well as up. Values may also be affected by exchange rate movements and investors may not get back the full amount originally invested. Before purchasing any investment fund or product, you should read the related prospectus and fund documentation, including full details of all the risks associated with it, to form your own assessment and judgement on whether this investment is suitable in light of your financial knowledge and experience, investment objectives and financial or tax situation and whether to obtain specific advice from an investment professional. The prospectus and Key Investor Information Document are available from the Nomura Asset Management U.K. Ltd website at [www.nomura-asset.co.uk](http://www.nomura-asset.co.uk). A summary of investor rights in English and information on collective redress mechanisms are available at [https://www.nomura-asset.co.uk/download/funds/how-to-invest/Summary\\_of\\_investor\\_rights.pdf](https://www.nomura-asset.co.uk/download/funds/how-to-invest/Summary_of_investor_rights.pdf). Nomura Asset Management U.K. Limited may at any time decide to terminate arrangements it may have made for the marketing of units of a fund in a member state other than its home member state. The EU Sustainable Finance Disclosure Regulation ("SFDR") requires investment firms to formalise how sustainability is integrated into their business and processes, and to make new public and client-facing disclosures on sustainability matters. The aforementioned disclosures relating to Nomura Asset Management U.K. Limited are published on the website. Product related disclosures regarding Nomura Funds Ireland PLC, its sub-funds can be found in the prospectus. This fund is an Article 6 fund according to SFDR. Nomura Asset Management U.K. Ltd. is authorised and regulated by the Financial Conduct Authority. Portfolio data source: Nomura Asset Management U.K. Ltd.