

LORD ABBETT GLOBAL FUNDS

Emerging Markets Corporate Debt Fund



LORD ABBETT®

INVESTMENT OBJECTIVE

The Fund seeks to deliver current income and long term growth of capital by investing primarily in emerging markets corporate debt securities.

FUND DETAILS

Strategy Total Net Assets: USD 37.2 Million

Base Currency: USD

Inception Date: 05/01/2015

Dividend Frequency: Monthly

Total Net Assets: USD 8.9 Million

Morningstar Category: Global Emerging Markets Corporate Bond

Minimum Initial Investment:

Class A: USD 2,500

Class N: USD 2,500

Class Z: No Minimum

Strategy Total Net Assets include all vehicles/accounts managed by Lord Abbett under this strategy.

PORTFOLIO CHARACTERISTICS*

Average Coupon: 5.2%

Average Effective Duration: 4.2 Years

Average Maturity: 8.9 Years

Number of Issues: 68

Number of Issuers: 65

% of Top 10 Issues: 22.7%

% of Top 10 Issuers: 23.1%

Average Yield to Maturity: 7.1%

Average Yield to Worst: 7.0%

*The Fund's portfolio is actively managed (and not with reference to any benchmark) and is subject to change.

INVESTMENT TEAM LEADERS

Steven F. Rocco, CFA, Partner & Co-Head

23 Years Industry Experience

Mila Skulkina, CFA, Senior Managing Director & Portfolio Manager

23 Years Industry Experience

SUPPORTED BY

85 Investment Professionals

18 Years Average Industry Experience

PERFORMANCE (%) AS OF 30/04/2024

Past performance does not predict future returns.

| | 2023 | 2022 | 2021 | 2020 | 2019 | 2018 | 2017 | 2016 |
|---|------|--------|-------|------|-------|-------|------|-------|
| Emerging Markets Corporate Debt Fund Class A (acc) USD | 6.40 | -10.62 | -0.52 | 4.30 | 12.68 | -3.89 | 7.85 | 9.71 |
| Emerging Markets Corporate Debt Fund Class Z (acc) USD | 6.94 | -10.26 | -0.15 | 4.67 | 13.17 | -3.51 | 8.24 | 10.17 |
| J.P. Morgan CEMBI Broad Diversified Index* | 9.08 | -12.26 | 0.91 | 7.13 | 13.09 | -1.65 | 7.96 | 9.65 |

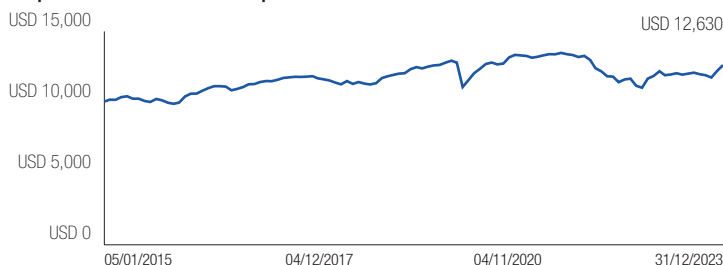
| | 1 MO | 3 MOS | YTD | 1 YR | 3 YRS | 5 YRS | Since Inception |
|---|-------|-------|------|------|-------|-------|-----------------|
| Class A (acc) USD | -1.16 | 0.79 | 0.95 | 5.72 | -1.20 | 1.17 | 2.64 |
| Class A (dis) USD | -1.19 | 0.78 | 0.89 | 5.73 | -1.21 | 1.17 | 2.64 |
| Class Z (acc) USD | -1.12 | 0.91 | 1.07 | 6.17 | -0.79 | 1.58 | 3.06 |
| Class Z (dis) USD | -1.15 | 0.88 | 1.14 | 6.15 | -0.78 | 1.59 | 3.06 |
| J.P. Morgan CEMBI Broad Diversified Index* | -0.88 | 0.82 | 1.42 | 7.26 | -0.62 | 2.29 | 3.70 |

*Source: J.P. Morgan.

Performance data quoted reflect past performance and are no guarantee of future results. Current performance may be higher or lower than the performance quoted. The net asset value performance above shows the Fund's average annual total returns excluding sales charges. If sales charges had been included, performance would have been lower. The maximum sales charge for Class A shares is up to 5.00%. Sales charges are not applicable to Class Z shares. Returns for other share classes will differ from those shown above. The investment return and principal value of an investment in the Fund will fluctuate so that shares, on any given day or when redeemed, may be worth more or less than their original cost. Returns for periods of less than one year are not annualized.

GROWTH OF USD 10,000

Past performance does not predict future returns.



Based on a hypothetical Class A (acc) USD investment of USD 10,000 on 05/01/2015 without sales charge and includes the reinvestment of all distributions, if any. Data as of 31/12/2023.

Key Risks: The Fund is subject to risks associated with investing in debt securities, including credit risk, interest rate risk, high yield risk, mortgage and asset backed securities risk and derivatives risk. For share classes denominated in a currency other than U.S. dollars, changes in currency exchange rates may reduce or increase fund returns. Please refer to the end of this document as well as the Fund's KIID and prospectus for more detailed risk information.

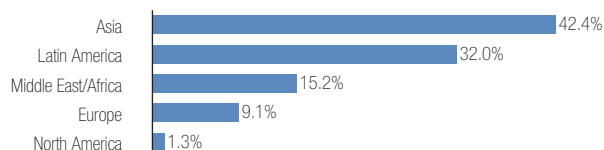
NOT FDIC INSURED - NO BANK GUARANTEE
- MAY LOSE VALUE

PORTFOLIO BREAKDOWN

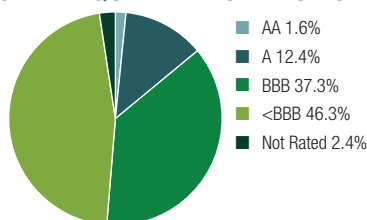


Allocations are reported as of the date a security transaction is initiated however, certain transactions may not settle until several days later. Accordingly, cash may appear as a negative allocation as a result of forward-settling instruments such as currency forwards, certain mortgage-backed securities, and U.S. treasury futures. "Other" may include municipal bonds and non-index holdings.

REGIONAL ALLOCATION



CREDIT QUALITY DISTRIBUTION



Ratings (other than U.S. Treasury securities or securities issued or backed by U.S. agencies) provided by Standard & Poor's, Moody's, and Fitch. For certain securities that are not rated by any of these three agencies, credit ratings from other agencies may be used. When the rating agencies rate a security differently, Lord Abbett uses the median, but if there are only two ratings, the lower is used. Totals may not add to 100% due to rounding.

SHARE CLASS INFORMATION

| Fund Class | Bloomberg Ticker | CUSIP | ISIN | Inception | Last Dividend Paid | Dividend Yield % | Total Expense Ratio % |
|-------------------|------------------|-----------|--------------|------------|--------------------|------------------|-----------------------|
| Class A (acc) USD | LAEMAU | G5642L455 | IE00BS7K1L63 | 05/01/2015 | - | - | 1.60 |
| Class A (dis) USD | LAEMAUD | G5642L463 | IE00BS7K1M70 | 05/01/2015 | \$0.04 | 5.03 | 1.60 |
| Class N (dis) USD | LAEMNUD | G5642L554 | IE00BSNBL469 | 05/01/2015 | \$0.04 | 4.42 | 2.20 |
| Class Z (acc) USD | LAEMZUA | G5642L562 | IE00BSNBL576 | 05/01/2015 | - | - | 1.20 |
| Class Z (dis) USD | LAEMZUD | G5642L570 | IE00BSNBL683 | 05/01/2015 | \$0.04 | 5.43 | 1.20 |

Additional share classes are available upon request. Lord Abbett has agreed to waive a portion of its management fee in order to keep the Fund's total operating expenses from exceeding an annual rate of the daily NAV of the Fund. Lord Abbett may stop the management fee waiver at its discretion. For periods when the waiver is in place, the Fund may benefit by not bearing these expenses. Please see the Fund's prospectus for additional information regarding the Fund's expense limitation. The fund's monthly dividend yield percentage is calculated for each share class by annualizing the most recent dividend per share amount and dividing the result by the share class' net asset value. Dividends and the dividend yield are subject to the management fee waiver. **Past performance is not a reliable indicator or guarantee of future results.**

TEN LARGEST HOLDINGS (AS OF 28/03/2024)

| | |
|-----------------------------------|------|
| Continuum Energy Aura Pte Ltd | 2.3% |
| Yapi ve Kredi Bankasi AS | 2.3% |
| Standard Chartered PLC | 2.2% |
| WE Soda Investments Holding PLC | 2.2% |
| Banco de Bogota SA | 2.2% |
| Kosmos Energy Ltd | 2.2% |
| IRB Infrastructure Developers Ltd | 2.2% |
| SK Hynix Inc | 2.2% |
| Trust Fibra Uno | 2.2% |
| KazMunayGas National Co JSC | 2.2% |

Holdings are for informational purposes only and are not a recommendation to buy, sell, or hold any security.

GLOSSARY OF TERMS

Effective Duration is the change in the value of a fixed-income security that will result from a 1% change in market interest rates, taking into account anticipated cash flow fluctuations from mortgage prepayments, puts, adjustable coupons, and potential call dates. Duration is expressed as a number of years, and generally, the longer a duration, the greater the interest-rate risk or reward for a portfolio's underlying bond prices. Where applicable, securities, such as common or preferred stock, convertible bonds and convertible preferred stock, ETFs, ADRs, and CPI swaps and related futures are excluded from these calculations.

Average Coupon is the weighted average coupon for all the securities in a portfolio. A bond's coupon is the annual rate of interest on a bond's face value that the issuer agrees to pay the holder.

Average Maturity is the length of time until the average security in a portfolio will mature or be redeemed by its issuer in proportion to its dollar value. Indicating a portfolio's sensitivity to general market interest rate changes, a longer average maturity implies greater relative portfolio volatility.

Average Yield to Worst is the lowest yield that can be received on a bond without defaulting.

Average Yield to Maturity is the rate of return anticipated on a bond if held until it matures. Yield to maturity assumes all the coupon payments are reinvested at an interest rate that equals the yield-to-maturity. The yield to maturity is the long-term yield expressed as an annual rate.

Investors should carefully consider the investment objectives, risks, charges, and expenses of the Fund. This and other important information is contained in the Fund's prospectus, fund supplements, KIDs, and Summary of Shareholder Rights. Read these documents carefully before you invest. To obtain a prospectus, fund supplement, and KIDs for any Lord Abbett fund, contact your investment professional, Lord Abbett Distributor LLC at (888) 522-2388, or visit us at www.lordabbett.com. Where required under national rules, the key investor information document (KIID), Summary of Shareholder Rights, fund supplement and prospectus will also be available in the local language of the relevant EEA Member State. Subscribing for shares in the Fund shall not provide an investor a direct interest in any assets of the Fund.

Morningstar Rating Information (If Applicable): For each fund with at least a three-year history, Morningstar calculates a Morningstar Rating based on a Morningstar Risk-Adjusted Return measure that accounts for variation in a fund's monthly performance, placing more emphasis on downward variations and rewarding consistent performance. The top 10% of funds in each category receive 5 stars, the next 22.5% receive 4 stars, the next 35% receive 3 stars, the next 22.5% receive 2 stars and the bottom 10% receive 1 star. The Overall Morningstar Rating for a managed product is derived from a weighted average of the performance figures associated with its three, five, and ten year (if applicable). Overall Morningstar Rating is a copyright of Morningstar, Inc., 2024. All Rights Reserved. The information contained herein: (1) is proprietary to Morningstar; (2) may not be copied or distributed; and (3) is not warranted to be accurate, complete or timely. Neither Morningstar nor its content providers are responsible for any damages or losses arising from any use of this information. Past performance is no guarantee of future results.

Important Information for Investors: The Lord Abbett Emerging Markets Corporate Debt Fund is a sub-fund of Lord Abbett Global Funds I plc, an open-ended investment company with variable capital constituted as an umbrella fund with segregated liability between its sub-funds under the laws of Ireland (registered number 534227), and is authorized and regulated by the Central Bank of Ireland as an Undertaking for Collective Investments in Transferable Securities ("UCITS"). Authorization of the Lord Abbett Global Funds I plc by the Central Bank of Ireland is not an endorsement or guarantee nor is the Central Bank of Ireland responsible for the contents of any marketing material or the Fund's prospectus. Authorization by the Central Bank of Ireland shall not constitute a warranty as to the performance of the Lord Abbett Global Funds I plc and the Central Bank of Ireland shall not be liable for the performance of the Lord Abbett Global Funds I plc.

Shares of the Funds are only available for certain non-U.S. persons in select transactions outside the United States, or, in limited circumstances, otherwise in transactions which are exempt in reliance on Regulation S from the registration requirements of the United States Securities Act of 1933, as amended and such other laws as may be applicable. This document does not constitute an offer to subscribe for shares in the Fund. This document should not be provided to retail investors in the United States. In the United States, this document is directed at professional/sophisticated investors and is for their use and information. The offering or sale of Fund shares may be restricted in certain jurisdictions. For information regarding jurisdictions in which the Funds are registered or passported, please contact your Lord Abbett sales representative. Fund shares may be sold on a private placement basis depending on the jurisdiction. This document should not be used or distributed in any jurisdiction, other than those in which the Funds are authorized, where authorization for distribution is required. Lord Abbett Distributor LLC ("LAD") is authorized by the Fund to facilitate the distribution of shares in certain jurisdictions through dealers, referral agents, sub-distributors and other financial intermediaries. Any entity forwarding this material, which is produced by LAD in the United States, to other parties takes full responsibility for ensuring compliance with applicable securities laws in connection with its distribution.

Note to European Investors: This communication is issued in the United Kingdom and distributed throughout the European Union by Lord Abbett (Ireland) Limited, UK Branch and throughout the United Kingdom by Lord Abbett (UK) Ltd. Both Lord Abbett (Ireland) Limited, UK Branch and Lord Abbett (UK) Ltd are authorized and regulated by the Financial Conduct Authority.

Note to Singapore Investors: Lord Abbett Global Funds I plc (the "Company") and the offer of shares of each Sub-Fund of the Company do not relate to a collective investment scheme which is authorized under Section 286 of the Securities and Futures Act, Ch. 289 of Singapore ("SFA") or recognized under Section 287 of the SFA, and shares in each Sub-Fund of the Company are not allowed to be offered to the retail public. Pursuant to Section 305 of the SFA, read in conjunction with Regulation 32 of and the Sixth Schedule to the Securities and Futures (Offers of Investments) (Collective Investment Schemes) Regulations 2005 (the "Regulations"), the Lord Abbett Global Multi-Sector Bond Fund, the Lord Abbett High Yield Fund, the Lord Abbett Short Duration Income Fund, the Lord Abbett Climate Focused Bond Fund, the Lord Abbett Ultra Short Bond Fund, the Lord Abbett Emerging Markets Corporate Debt Fund and the Lord Abbett Multi-Sector Income Fund have been entered into the list of restricted schemes maintained by the Monetary Authority of Singapore for the purposes of the offer of shares in such Sub-Funds made or intended to be made to relevant persons (as defined in section 305(5) of the SFA), or, the offer of shares in such Sub-Funds made or intended to be made in accordance with the conditions of section 305(2) of the SFA. These materials do not constitute an offer or solicitation by anyone in Singapore or any jurisdiction in which such an offer or solicitation is not authorized or to any person to whom it is unlawful to make such an offer or solicitation.

Note to Australia Investors: Lord Abbett Global Funds I plc has not been authorized for offer and sale to the retail public by Australian Securities Investment Commission ("ASIC") and is only offered to "wholesale" investors (i.e., institutional investors) in Australia.

Note to Middle East Investors: Lord Abbett (Middle East) Limited is authorised and regulated by the Dubai Financial Services Authority ("DFSA"). The entire content of this document is subject to copyright with all rights reserved. This research and the information contained herein may not be reproduced, distributed or transmitted in any jurisdiction or to any other person or incorporated in any way into another document or other material without our prior written consent. This document is directed at Professional Clients and not Retail Clients. Any other persons in receipt of this document must not rely upon or otherwise act upon it. This document is provided for informational purposes only. Nothing in this document should be construed as a solicitation or offer, or recommendation, to acquire or dispose of any investment or to engage in any other transaction. Nothing contained in this document constitutes an investment, an offer to invest, legal, tax or other advice or guidance and should be disregarded when considering or making investment decisions.

The J.P. Morgan Corporate Emerging Markets Bond Index Broad Diversified (CEMBI BD) is a market capitalization weighted index that tracks total returns of US dollar-denominated debt instruments issued by corporate entities in Emerging Markets countries. The index limits the current face amount allocations of the bonds in the CEMBI Broad by constraining the total face amount outstanding for countries with larger debt stocks.

This material is for informational purposes only and is not intended to be investment advice. Lord Abbett believes that the information contained herein is based on underlying sources and data that is reliable but makes no guarantee as to its adequacy, accuracy, timeliness or completeness. Opinions contained herein reflect the judgment of Lord Abbett and are subject to change at any time. Lord Abbett does not undertake any obligation or responsibility to update such opinions.

Past performance does not predict future returns.

For European Investors:

Lord Abbett (UK) Ltd
70 St Mary Axe | London, EC3A 8BE
United Kingdom

For Middle East Investors:

Lord Abbett (Middle East) Limited
2905, ICD Brookfield Place | PO Box
507034, Dubai UAE

For Investors located Outside Europe and the Middle East:

Lord Abbett Distributor LLC
90 Hudson Street | Jersey City | NJ
07302-3973
United States