

FUND FACTSHEET

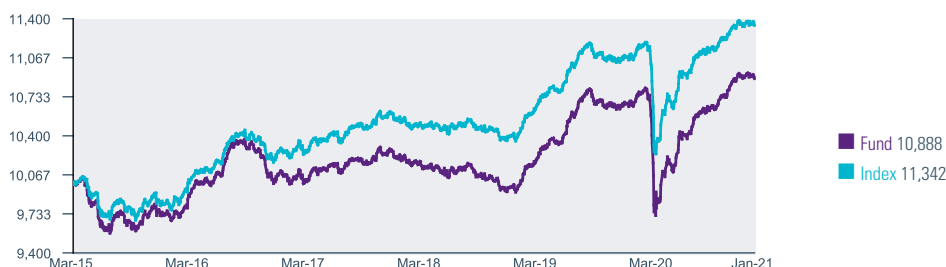
MIROVA EURO GREEN&SUSTAINABLE CORPORATE BOND FUND

JANUARY 2021

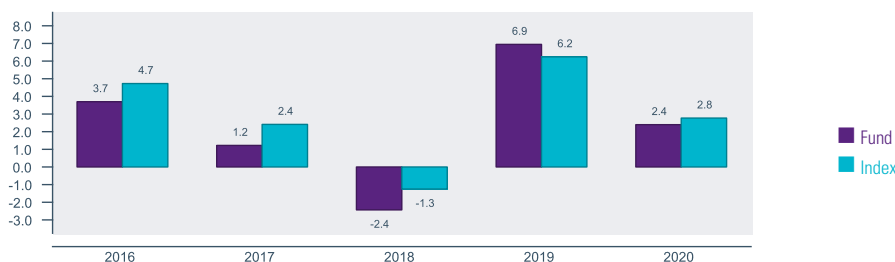
FUND HIGHLIGHTS

- Invests primarily in Investment grade corporate issuers that meet our Responsible Investment requirements.
- This actively managed fund is focused on specialist security selection seeking performance through a process of combining ESG (Environmental, Social and Governance) analysis with identification of value in the corporate universe.
- Selection of issuers based on high quality ESG (Environmental, Social and Governance) practices.
- Supported by an in-house responsible research team made up of more than 10 analysts.
- The Sub-Fund may also invest in Green Bonds, which fund environmental projects and at the same time provide a market return.

ILLUSTRATIVE GROWTH OF 10,000 (EUR)



CALENDAR YEAR RETURNS %



TOTAL RETURNS

	Fund %	Index %
1 month	-0.19	-0.12
Year to date	-0.19	-0.12
3 months	1.50	1.08
1 year	1.06	1.48
3 years	6.95	7.98
5 years	11.65	14.82
Since inception	8.88	13.42

ANNUALISED PERFORMANCE

(Month End)	Fund %	Index %
3 years	2.26	2.59
5 years	2.23	2.80
Since inception	1.46	2.16

PERFORMANCE DATA SHOWN REPRESENTS PAST PERFORMANCE AND IS NOT A GUARANTEE OF FUTURE RESULTS. Some recent performance may be lower or higher. As the value of the capital and the returns change over time (notably due to currency fluctuations), the repurchase price of the shares can be higher or lower than their initial price. The performance indicated is based on the NAV (net asset value) of the share class, and is net of all charges applying to the fund but does not account for sale commissions, taxation or paying agent fees, and assumes that dividends if any are reinvested. Taking such fees or commissions into account would lower the returns. The performance of other share classes would be higher or lower based on the differences between the fees and the entry charges. In the periods where certain share classes are not subscribed or not yet created (inactive share classes), performance is calculated based on the actual performance of an active share class of the fund whose characteristics are considered by the management company as being closest to the inactive share class concerned, after adjusting it for the differences between the total expense ratios (TER), and converting any net asset value of the active share class in the currency in which the inactive share class is listed. The performance given for the inactive share class is the result of a calculation provided for information. Please read the important information given in the additional notes at the end of this document.

RISK MEASURES

	1 year	3 years	5 years
Fund Standard Deviation	7.26	4.47	3.78
Index Standard Deviation	6.23	3.86	3.30
Tracking error	1.13	0.72	0.66
Information Ratio	-0.37	-0.46	-0.87
Fund Sharpe ratio *	0.21	0.60	0.69
Index Sharpe ratio	0.31	0.78	0.97
R-squared	1.00	0.99	0.98

* Risk free rate : Performance of annualised capitalised Eonia over the period

ANNUALISED PERFORMANCE

(Quarter end)	Fund %	Index %
3 years	2.23	2.54
5 years	2.32	2.95
Since inception	1.51	2.22

SHARE CLASS: N/A (EUR)



References to rankings, awards or ratings are not an indicator of the funds future performance.

ABOUT THE FUND

Investment Objective

To outperform the Bloomberg Barclays Capital Euro Aggregate Corporate Index over a recommended minimum investment period of 3 years, through investments in euro-denominated corporate bonds meeting ESG criteria (Environmental, Social and Governance).

Overall Morningstar Rating TM

★★★ | 31/12/2020

Morningstar category TM

EUR Corporate Bond

Reference Index

BLOOMBERG BARCLAYS EUROAGG CORPORATE TOTAL RETURN INDEX VALUE UNHEDGED EUR

FUND CHARACTERISTICS

Legal structure	Sub-fund of a SICAV
Share Class Inception	16/03/2015
Valuation Frequency	Daily
Custodian	CACEIS BANK, LUXEMBOURG BRANCH
Currency	EUR
Cut off time	13:30 CET D
AuM	EURm 395.6
Recommended investment period	3 years
Investor Type	Retail

AVAILABLE SHARE CLASSES

Share Class	ISIN	Bloomberg
N/A (EUR)	LU1185962187	CDCRNLX
N/D (EUR)	LU0914734370	

RISK & REWARD PROFILE

Lower risk Higher risk
Typically lower rewards Typically higher rewards



The category of the synthetic risk-return indicator is based on historical data.

The Sub-fund's investment policy exposes it primarily to the following risks :

- Capital loss risk
- Interest rate risk
- Credit risk.

For more information, please refer to the section detailing specific risks at the end of this document.

Mirova Euro Green&Sustainable Corporate Bond Fund

PORTFOLIO ANALYSIS AS OF 29/01/2021

ASSET ALLOCATION	Fund %
Fixed-rate bonds	80.9
Adjustable-rate bonds	16.9
Cash	2.2
Total	100.0

Off-balance sheet

Bond futures	-15.7
Total	-15.7

TOP 10 HOLDINGS	Fund %
HEIBOS 1.375% 03-27	1.7
FRTR 1.750% 06-39	1.7
ENBW 1.875% 10-33	1.6
ACAPF TR 09-48	1.5
TORNAT 1.250% 10-26	1.4
DLR 2.500% 01-26	1.3
STANLN 0.900% 07-27	1.3
DONGAS 1.500% 11-29	1.3
MEX 1.350% 09-27	1.2
BFCM 0.250% 07-28	1.2
Total	14.3
Total number of holdings in portfolio	185

BREAKDOWN BY MATURITY	Fund %	Index %	Fund Duration	Index Duration
< 1 Y	0.6	1.8	0.0	0.0
1-3 Y	7.5	24.5	0.1	0.5
3-5 Y	22.2	26.1	0.9	1.0
5-7 Y	29.6	22.1	1.8	1.2
7-10 Y	25.4	16.0	0.5	1.2
10-15 Y	9.8	6.5	1.0	0.7
>15 Y	2.7	3.0	0.5	0.5
Cash & cash equivalent	2.2	-	0.0	-

CHARACTERISTICS	Fund	Index
Macaulay Duration	4.9	5.1
Duration	4.8	5.1
Average coupon %	1.29	1.45
Yield to Maturity %	0.6	0.21

The calculation of the average coupon only takes fixed-rate bonds into account.
The yield of the Fund is calculated after currency hedging and after duration hedging.
The yield of the index is calculated after currency hedging.

WEIGHTED AVERAGE RATING FACTOR *	
Equivalent to a rating between	BBB and BBB-

* This method assigns a rating factor to each long-term rating (Logarithmic scale) Non-rated securities are excluded from the calculation.

RATING BREAKDOWN	Fund %	Index %
AAA	0.0	0.3
AA+	0.0	0.4
AA	2.2	1.9
AA-	0.2	4.2
A+	1.4	8.3
A	5.8	10.1
A-	12.0	14.9
BBB+	19.1	25.4
BBB	23.0	17.9
BBB-	6.9	9.5
BB+	5.7	0.4
BB	2.6	0.0
BB-	0.3	0.0
NR	18.5	6.7
Cash & cash equivalent	2.2	0.0

S&P Breakdown

GEOGRAPHICAL BREAKDOWN BY COUNTRY	Fund %	Index %
France	24.7	21.5
Germany	12.0	14.6
United Kingdom	10.6	9.1
United States	9.2	19.5
Spain	5.9	6.2
Netherlands	5.5	5.4
Sweden	5.4	2.4
Denmark	4.2	1.0
Italy	3.7	4.3
Other countries	18.8	16.0

BREAKDOWN BY TYPE OF ISSUER	Fund %	Index %	Fund Duration	Index Duration
Government related	3.5	0.0	-1.1	
Corporates	90.9	100.0	5.7	5.1
Cyclical	21.8	25.8	1.2	1.3
Defensive	30.6	33.6	2.3	2.0
Financial	38.5	40.5	2.1	1.8
Agencies and Supranational	3.5	0.0	0.2	
cash & equivalent	2.2	0.0	0.0	

Barclays Nomenclature
Bond futures are embedded in government bonds

DERIVATIVES EXPOSURE	In % of exposure to interest rate part	Contribution to modified duration
Bond futures		
EURO-SCHATZ FUT 2103	-1.3	0.0
EURO-BOBL FUTUR 2103	3.1	0.1
EURO-BUND FUTUR 2103	-17.9	-1.6

SHARE CLASS : N/A (EUR)

FEES & CODES

All-in-Fee	0.70%
Max. Sales Charge	2.50%
Max. Redemption Charge	-
Minimum Investment	-
NAV (29/01/2021)	108.71 EUR

MANAGEMENT

Management Company
NATIXIS INVESTMENT MANAGERS INTERNATIONAL
Investment Manager
MIROVA

Mirova, an affiliate of Natixis Investment Managers, is a management company dedicated to sustainable investing. Its aim is to combine long-term value creation with sustainable development by following its conviction investment approach. Mirova's first-rate staff are pioneers in the many fields related to sustainable finance. Innovation is their priority so that customers always get highly effective solutions that are suited to their needs.

Headquarters	Paris
Founded	2014

Assets Under Management (Billion)	€ 12.7 (30/09/2020)
-----------------------------------	------------------------

Portfolio Managers

Bertrand Rocher
PORTFOLIO MANAGER / SENIOR CREDIT ANALYST
- With the group since 2010 - Years of experience: 21

- Started his career in 1997 and has been both a buy side and a sell side credit analyst covering industrials for various banks in Madrid, Brussels and Paris. He is a lecturer in equity valuation at Sciences Po

- He ranked second at the Euromoney 2018 survey for two categories: Autos, General Industries

Nelson Ribeirinho
PORTFOLIO MANAGER / SENIOR CREDIT ANALYST
Nelson started his career as a SSA / Covered Bonds Strategist before being appointed as Lead analyst covering banks and financial institutions in investment banking. He then advised on regulatory arbitrages, capital structure and rating optimization

Marc Briand - HEAD OF FIXED INCOME
- With the group since 1998 - 32 Years of experience
- Has managed the Euro Aggregate Strategy and has been involved in ESG strategies since 2008 and green Bonds investments since 2012

Charles Portier - PORTFOLIO MANAGER

Agathe Foussard CFA - PORTFOLIO MANAGER

INFORMATION

Prospectus Enquiries

E-mail ClientServicing_Requirements@natixis.com

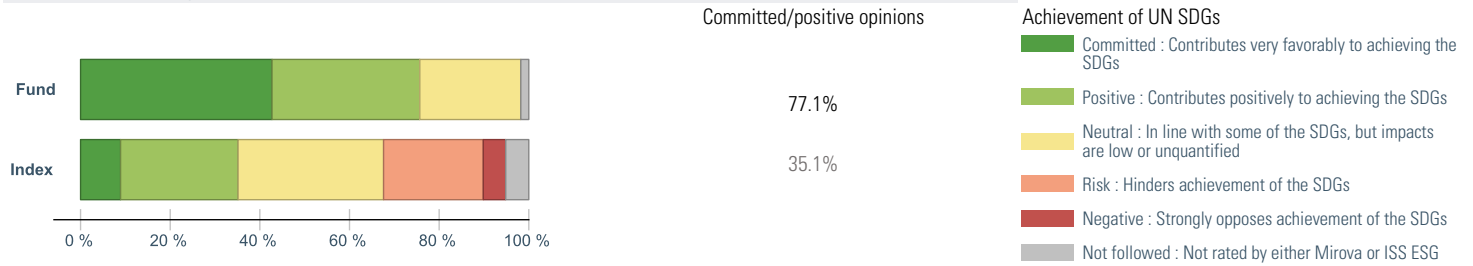


Mirova Euro Green&Sustainable Corporate Bond Fund

PORTFOLIO ANALYSIS AS OF 29/01/2021

SUSTAINABILITY OPINION BREAKDOWN

(in % of assets, cash equivalence excluded)



The ESG Opinion is designed to assess whether the investment is compatible with the UN SDGs and is based upon the analysis of Mirova and ISS ESG, a third party. The assessment does not guarantee a profit or protect against a loss, and does not ensure the stability or safety of the overall portfolio.

Source : Natixis Investment Managers International

CONTRIBUTION TO UN SUSTAINABLE DEVELOPMENT GOALS (SDGs)

in % of assets with Committed/positive opinions

Mirova pillars		Extent to which an asset contributes to the SDGs corresponding to each pillar	
Environment	CLIMATE STABILITY Limit greenhouse gas levels to stabilize global temperature rise under 2°C	61%	9 INDUSTRY, INNOVATION AND INFRASTRUCTURE, 13 CLIMATE ACTION
	HEALTHY ECO-SYSTEMS Maintain ecologically sound landscape and seas for nature and people	32%	14 LIFE BELOW WATER, 15 LIFE ON LAND
	RESOURCE SECURITY Preserve stocks of natural resources through efficient and circular use	26%	12 RESPONSIBLE CONSUMPTION AND PRODUCTION
Social	BASIC NEEDS Basic services (food, water, energy, transport, health, etc.) for all	12%	1 NO POVERTY, 2 ZERO HUNGER, 3 GOOD HEALTH AND WELL-BEING, 6 CLEAN WATER AND SANITATION, 7 AFFORDABLE AND CLEAN ENERGY, 10 REDUCED INEQUALITIES
	WELL BEING Enhanced health education, justice and equality of opportunity for all	18%	3 GOOD HEALTH AND WELL-BEING, 4 QUALITY EDUCATION, 5 GENDER EQUALITY, 10 REDUCED INEQUALITIES, 11 SUSTAINABLE CITIES AND COMMUNITIES, 16 PEACE, JUSTICE AND STRONG INSTITUTIONS
	DECENT WORK Secure socially inclusive jobs and working conditions for all	10%	8 DECENT WORK AND ECONOMIC GROWTH, 9 INDUSTRY, INNOVATION AND INFRASTRUCTURE, 10 REDUCED INEQUALITIES

The United Nations adopted 17 Sustainable Goals (SDGs) in 2015, with an ambition to achieve them by 2030. Please see an overview relating to all SDGs (1-17) on the UN's website : <https://www.un.org/sustainabledevelopment/sustainable-development-goals/>. This chart displays to what extent an asset contributes to the UN Sustainable Development Goals ("SDGs"). Mirova has signed an agreement with Cambridge University, based on a research partnership focusing on sustainable development themes as well as the establishment of a task force in 2013, the Investors Leaders Group. To illustrate the main sustainability impacts of our investments, six impact pillars have been developed, three environmental and three social, for each asset (as displayed on the left). The same assets may contribute to several pillars / SDGs.

The percentages indicated represent the share of portfolio values (by weight) that contribute positively to the pillar concerned (companies with an ESG opinion "Committed" or "Positive" on the pillar). *

Our evaluation of the contribution is based both on the capacity of companies to offer products and services with positive impact and on the quality of their environmental and social practices across their value chain.*





Source : Mirova

* For more information on our methodologies, please refer to our Mirova website : <https://www.mirova.com/en/research>

Mirova Euro Green&Sustainable Corporate Bond Fund

PORTFOLIO ANALYSIS AS OF 29/01/2021

ESTIMATED IMPACT ON GLOBAL AVERAGE INCREASE OF TEMPERATURE

Fund	Index
	
1.5 °C	4.1 °C
<i>Induced Emissions</i> (tCO2 / million € company value)	99.9
<i>Avoided Emissions :</i> (tCO2 / million € company value)	61.8
<i>Coverage rate</i> (% of holdings analysed)	72%
Overall fund AuM help to avoid	equivalent to
24 454 tCo2	 7,411 European households In Europe, a household emits an average of 3.3 tCO2/year for heating and electricity
	or
	 14,385 Cars In Europe, a standard car emits on average around 1.7 tCO2/year

In 2015, Mirova and Carbone 4 jointly developed a method which assesses carbon data in view of the specific challenges facing a low carbon economy: Carbon Impact Analytics (CIA).

This method focuses on two main indicators :
 . «induced» emissions arising from the « lifecycle » of a company's activities, taking into account both direct emissions and those of suppliers and products
 . «avoided» emissions due to improvements in energy efficiency or « green » solutions

Each company is first evaluated individually according to an evaluation framework adapted to each sector. Since energy producers, carbon-intensive sectors (energy, industry, buildings, transportation, and agriculture), and companies which produce low-carbon solutions have especially significant climate impact potential, they receive particular attention.

Then, each company's individual carbon assessment is aggregated at portfolio-level and reprocessed to avoid double counting.

Source : Natixis Investment Managers International

Due to active management, portfolio characteristics are subject to change. References to specific securities or industries should not be considered a recommendation.

Illustrative Growth of 10,000

The graph compares the growth of 10,000 in a fund with that of an index. The total returns are not adjusted to reflect sales charges or the effects of taxation, but are adjusted to reflect actual ongoing fund expenses, and assume reinvestment of dividends and capital gains. If adjusted, sales charges would reduce the performance quoted. The index is an unmanaged portfolio of specified securities and cannot be invested in directly. The index does not reflect any initial or ongoing expenses. A fund's portfolio may differ significantly from the securities in the index. The index is chosen by the fund manager.

Risk Measures

The risk and reward indicator is shown as a scale of 1 to 7 representing the levels of risk and rewards in increasing order that enables you to assess the potential performance of a fund compared to the risk it represents. The general calculation method of this regulatory indicator is based on the annualized past volatility of the fund, calculated from weekly returns over a five-year period. This indicator is monitored regularly and may vary. The SRRI level indicated in this document is the level in force on the date the document was drawn up.

Special Risk Considerations

The specific risks of investing in the Sub-Fund are linked to :

- Capital loss
- Debt securities
- Changing interest rates
- Credit risk
- Counterparty risk
- Exchange rates
- Geographic Concentration
- Changes in laws and/or tax regimes
- Derivatives

The Global Risk Exposure of the Sub-Fund is managed through the use of the "Commitment Approach" method described under "Use of derivatives, Special Investment and Hedging Techniques" - "Global Risk Exposure".

For a complete description of these risks, please refer to the Key Investor Information Document(s) and to the chapter entitled "Principal Risks" in the prospectus. This same chapter also describes the other risks linked to an investment into the Sub-Fund.

Reference Index

The Sub-Fund is actively managed. The Reference Index is used for comparison purposes only. The Delegated Investment Manager remains free to choose the stocks that make up the portfolio in accordance with the Sub-Fund's investment policy.

Sustainable Investing

Sustainable investing focuses on investments in economic activities that relate to certain sustainable development themes and demonstrate adherence to environmental, social and governance (ESG) practices; therefore the Fund's investment universe may be reduced. It may sell a security when it could be disadvantageous to do so or forgo opportunities in certain companies, industries, sectors or countries. This could have a negative impact on performance depending on whether such investments are in or out of favor.

Portfolio Statistics

Volatility

Extent of change of a security or stock, fund, market or index over a given period. High volatility is indicative of a significant change in the share price, and therefore the risk associated with the security is high.

Information ratio

Indicator of the outperformance of the manager (with respect to the benchmark), given the additional risk taken by the manager with respect to the same index (fund's tracking error). The higher the value, the better the fund.

Tracking error

Measurement of the relative risk taken by a fund with respect to its benchmark.

Sharpe ratio

Outperformance indicator of a product with respect to a risk-free rate, given the risk accepted (product volatility). The higher the value, the better the fund.

Modified Duration

Indicator of a bond's interest rate risk, and shows changes in the value of a bond as interest rates fluctuate. Modified duration varies inversely against interest rates. E.g.: for a modified duration of 5, if interest rates fall by 1%, the value of the bond increases by 5%.

Morningstar Rating and Category

Morningstar Rating and Category

© 2020 Morningstar. All Rights Reserved. The information, data, analyses and opinions ("Information") contained herein (1) include Morningstar's confidential and proprietary information (2) may not be copied or redistributed, (3) do not constitute investment advice (4) are provided solely for informational purposes (5) are not warranted to be complete, accurate or timely and (6) are drawn from fund data published on various dates. The information is provided to you at your own risk. Morningstar is not responsible for any trading decisions, damages or other losses related to the Information or its use. Please verify all of the Information before using it and don't make any investment decision except upon the advice of a professional financial adviser. Past performance is no guarantee of future results. The value and income derived from investments can go up or down. The Morningstar rating applies to funds having at least 3 years of history. It takes into account subscription fee, the yield without risk and the standard deviation to calculate for every fund its ratio MRAR (Morningstar Risk Adjust Return). Funds are then classified in decreasing order by MRAR: first 10 per cent receive 5 stars, the following 22,5 % 4 stars, the following 35 % 3 stars, following 22,5 % 2 stars, the last 10 % receive 1 star. Funds are classified within 180 European categories.

SRI Label

Created by the French Ministry of Finance in early 2016, with the support of Asset Management professionals, this public Label aims at giving Sustainable Responsible Investment (SRI) management an extra visibility with savers. It will make it easier for investors to identify financial products integrating Environmental, Social, and Governance (ESG) criteria into their investment process. To qualify for certification, funds must satisfy several requirements, including:

- Transparency vis-à-vis investors (in terms of investment objectives and process, analysis, portfolio holdings, etc.)
- Use of ESG criteria in investment decision making,
- Long-term approach to investing,
- Consistent voting and engagement policy,
- Measured and reported positive impacts.

More information on

www.lelabelisr.fr

The fund is a sub-fund of Mirova Funds, an investment company with variable capital (SICAV open-ended collective investment scheme) under Luxembourg law, approved by the supervisory authority (CSSF) as a UCITS domiciled at the address 5, allée Scheffer L-2520 Luxembourg - Business registration RCS Luxembourg B 177509. Natixis Investment Managers International - a portfolio management company authorized by the Autorité des Marchés Financiers (French Financial Markets Authority - AMF) under no. GP 90-009, and a public limited company (société anonyme) registered in the Paris Trade and Companies Register under no. 329 450 738. Registered office: 43 avenue Pierre Mendès France, 75013 Paris.

Mirova, is a French asset manager approved by the French market regulator, AMF (number GP02-014).

The distribution of this document may be limited in some countries. The fund cannot be sold in all jurisdictions; the local supervisory authority may limit the offering and the sale of its shares exclusively to certain types of investors.

The tax treatment for the shares or fund units held, acquired or sold depends on the status or the tax treatment of each investor, and may change. Please contact your financial advisor if you have any questions. Your financial advisor is responsible for ensuring that the offer and the sale of the shares in the fund comply with the governing national laws. **The fund may not be offered or sold in the USA, to citizens or residents of the USA, or in any other country or jurisdiction where it would be unlawful to offer or sell the fund.**

This document is provided for information purposes only. The investment processes and themes as well as the portfolio characteristics and interests are valid on the specified date and may be modified. References to a ranking, rating or award are not a guarantee of future performance and fluctuate over time. This document is not a prospectus and does not constitute an offer of shares. The information contained in this document may be updated occasionally and may differ from the information in the earlier or future versions of this document.

For more detailed information about this fund, as well as the charges, expenditure and risks, please contact your financial advisor to obtain, free of charge, a full prospectus, a Key Investor Information Document, a copy of the articles of association, half-yearly and annual reports and/or other documents and translations required in your jurisdiction. To find a financial advisory in your jurisdiction, please contact ClientServicingAM@natixis.com

-In the E.U. (ex UK and France) Provided by Natixis Investment Managers S.A. or one of its branch offices listed below. Natixis Investment Managers S.A. is a Luxembourg management company that is authorized by the Commission de Surveillance du Secteur Financier and is incorporated under Luxembourg laws and registered under n. B 115843. Registered office of Natixis Investment Managers S.A.: 2, rue Jean Monnet, L-2180 Luxembourg, Grand Duchy of Luxembourg.

Italy: Natixis Investment Managers S.A., Succursale Italiana (Bank of Italy Register of Italian Asset Management Companies no 23458.3). Registered office: Via Larga, 2 - 20122, Milan, Italy.

Germany: Natixis Investment Managers S.A., Zweigniederlassung Deutschland (Registration number: HRB 88541). Registered office: Im Trutz Frankfurt 55, Westend Carrée, 7. Floor, Frankfurt am Main 60322, Germany.

Netherlands: Natixis Investment Managers, Netherlands (Registration number 50774670). Registered office: World Trade Center Amsterdam, Strawinskylaan 1259, D-Tower, Floor 12, 1077 XX Amsterdam, the Netherlands. **Sweden:** Natixis Investment Managers, Nordics Filial (Registration number 516405-9601 - Swedish Companies Registration Office). Registered office: Kungsgatan 48 5tr, Stockholm 111 35, Sweden. **Spain:** Natixis Investment Managers, Sucursal en España. Registered office: Torre Colon II - Plaza Colon, 2 - 28046 Madrid, Spain.

-In France Provided by Natixis Investment Managers International-a portfolio management company authorized by the Autorité des Marchés Financiers (French financial Markets Authority-AMF) under no GP90-009, and a public limited company (société anonyme) registered in the Paris Trade and Companies Register under no 329450738. Registered office: 43 avenue Pierre Mendès France, 75013 Paris.

-In Switzerland Provided by Natixis Investment Managers, Switzerland Sàrl. Rue du Vieux Collège 10, 1204 Geneva, Switzerland or its representative office in Zurich, Schweizergasse 6, 8001 Zürich.

-In the U.K. Provided by Natixis Investment Managers UK Limited, authorized and regulated by the Financial Conduct Authority (register no. 190258). Registered Office: NGAM UK Limited, One Carter Lane, London, EC4V 5ER

-In Australia Provided by Natixis Investment Manager Australia Pty Limited (ABN 60 088 786 289) (AFSL No. 246830) and is intended for the general information of financial advisers and wholesale clients only.

-In Chile Esta oferta privada se inicia el día de la fecha de la presente comunicación. La presente oferta se acoge a la Norma de Carácter General N° 336 de la Superintendencia de Valores y Seguros de Chile. La presente oferta versa sobre valores no inscritos en el Registro de Valores o en el Registro de Valores Extranjeros que lleva la Superintendencia de Valores y Seguros, por lo que los valores sobre los cuales ésta versa, no están sujetos a su fiscalización. Que por tratarse de valores no inscritos, no existe la obligación por parte del emisor de entregar en Chile información pública respecto de estos valores. Estos valores no podrán ser objeto de oferta pública mientras no sean inscritos en el Registro de Valores correspondiente.

-In Colombia Provided by Natixis Investment Managers S.A. Oficina de Representación (Colombia) to professional clients for informational purposes only as permitted under Decree 2555 of 2010. Any products, services or investments referred to herein are rendered exclusively outside of Colombia. This material does not constitute a public offering in Colombia and is addressed to less than 100 specifically identified investors.

-In Uruguay Provided by Natixis Investment Managers Uruguay S.A., a duly registered investment advisor, authorised and supervised by the Central Bank of Uruguay. Office: San Lucar 1491, Montevideo, Uruguay, CP 11500. The sale or offer of any units of a fund qualifies as a private placement pursuant to section 2 of Uruguayan law 18,627.

-In Latin America Provided by Natixis Investment Managers S.A.

-In the DIFC Distributed in and from the DIFC financial district to Professional Clients only by Natixis Investment Managers Middle East (DIFC Branch) which is regulated by the DFSA. Related financial products or services are only available to persons who have sufficient financial experience and understanding to participate in financial markets within the DIFC, and qualify as Professional Clients as defined by the DFSA. Registered office: Office 603 - Level 6, Currency House Tower 2, PO Box 118257, DIFC, Dubai, United Arab Emirates.

-In Singapore Provided by Natixis Investment Managers Singapore (name registration no.53102724D), a division of Ostrum Asset Management Asia Limited (company registration no.199801044D). Registered address of Natixis Investment Managers Singapore: 5 Shenton Way, #22-05 UIC Building, Singapore 068808.

-In Hong Kong Provided by Natixis Investment Managers Hong Kong Limited to institutional/ corporate professional investors only.

-In Taiwan Provided by Natixis Investment Managers Securities Investment Consulting (Taipei) Co., Ltd., a Securities Investment Consulting Enterprise regulated by the Financial Supervisory Commission of the R.O.C. Registered address: 34F., No.68, Sec. 5, Zhongxiao East Road, Xinyi Dist., Taipei City 11065, Taiwan (R.O.C), license number 2018 FSC SICE No.024, Tel.+886 2 8789 2788.

-In the United States Provided by Natixis Distribution L.P. 888 Boylston St. Boston, MA 02199. Natixis Investment Managers includes all of the investment management and distribution entities affiliated with Natixis Distribution, L.P. and Natixis Investment Managers S.A.

-In Mexico Provided by Natixis IM Mexico, S. de R.L. de C.V., which is not a regulated financial entity or an investment manager in terms of the Mexican Securities Market Law (Ley del Mercado de Valores) and is not registered with the Comisión Nacional Bancaria y de Valores (CNBV) or any other Mexican authority. Any products, services or investments referred to herein that require authorization or license are rendered exclusively outside of Mexico. Natixis Investment Managers is an entity organized under the laws of France and is not authorized by or registered with the CNBV or any other Mexican authority to operate within Mexico as an investment manager in terms of the Mexican Securities Market Law (Ley del Mercado de Valores). Any use of the expression or reference contained herein to "Investment Managers" is made to Natixis Investment Managers and/or any of the investment management subsidiaries of Natixis Investment Managers, which are also not authorized by or registered with the CNBV or any other Mexican authority to operate within Mexico as investment managers.

This document may contain references to copyrights, indexes and trademarks that may not be registered in all jurisdictions. Third party registrations are the property of their respective owners and are not affiliated with Natixis Investment Managers or any of its related or affiliated companies (collectively "Natixis"). Such third party owners do not sponsor, endorse or participate in the provision of any Natixis services, funds or other financial products