

## Capital Group European Growth and Income Fund (LUX)

### Objective

The fund seeks to achieve long-term growth of capital and income by investing in companies domiciled and/or having their principal place of business in Europe. Preservation of capital is also a priority.

### The Capital advantage

Since 1931 our firm, Capital Group, has been singularly focused on delivering superior, consistent results for long-term investors using high-conviction portfolios, rigorous research and individual accountability.

### Fund essentials

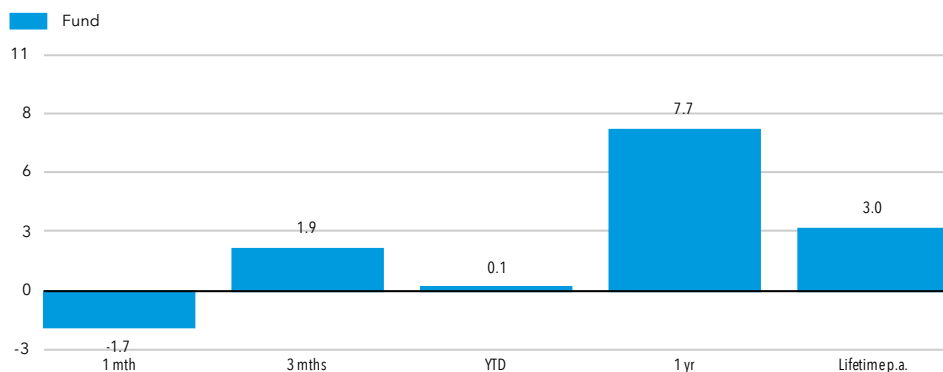
<b>Launch date</b>	30 October 2002
<b>Fund size</b>	£476 million
<b>Number of holdings</b>	74
<b>Turnover</b>	33.6%
<b>Gross income yield</b>	3.0%
<b>Net income yield</b>	2.8%

**Turnover** is calculated over the last 12 months as the lesser of monthly purchases and sales divided by average net assets.

**Yield** is calculated over the same period as income earned by the fund, on both a before (gross) as well as an after (net) withholding taxes basis (in each case before fees), divided by average total net assets. This differs from the yield of each share class.

<b>Portfolio managers</b>	<b>Based in</b>	<b>Years at Capital</b>
Caroline Randall	London	12
David Riley	Washington, D.C.	23
Mark Denning	Los Angeles	35

### Fund results in GBP (Zgdh-GBP shares) as at 28 February 2018, %



### Calendar year, %

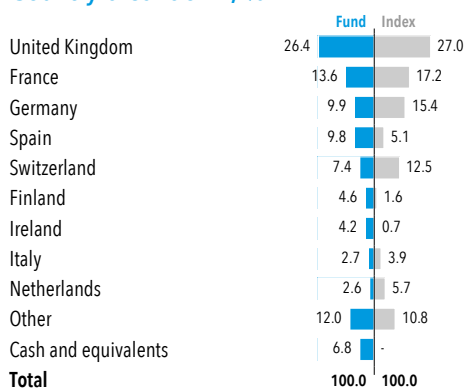
	2016	2017
Fund	5.6	10.0

### 1 year to 28 Feb, %

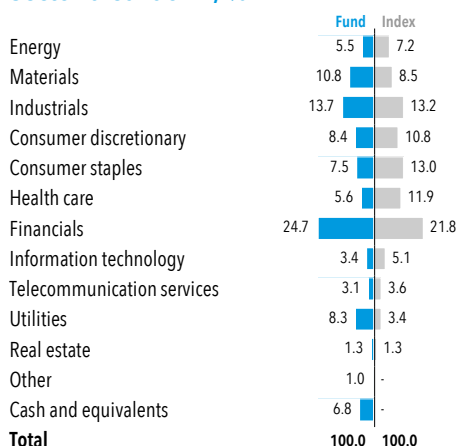
	2017	2018
Fund	17.2	7.7

**Fund results** are shown after fees and expenses and are calculated as the increase or decrease in net asset value of the fund over the relevant period. The net asset value is calculated based on close-of-business prices for performance and fee calculation purposes only. No dealing activity can be based on such net asset value. Please refer to [capitalgroup.com/europe](http://capitalgroup.com/europe) for further information on net asset value applicable to any dealing activity in the fund, and for other share classes; these have different fees and expenses, and returns will differ. Includes exceptional withholding tax refund. Results data does not take account of costs incurred on the issue of shares. Inception of the fund share class on 14 April 2015. Results prior to this relate to the older share classes, adjusted where necessary to reflect the management fee of the recipient share class. Past results are not a guarantee of future results. Source: Capital Group.

## Country breakdown, %



## Sector breakdown, %



Country and sector breakdowns are data that are likely to change over time and do not constitute a commitment from the management company.

## Top 10 holdings

	Sector	% Fund
Prudential	Financials	3.7
Banco Santander	Financials	3.4
Royal Dutch Shell	Energy	3.2
Daily Mail and General Trust	Consumer discretionary	2.8
ProSiebenSat.1 Media SE	Consumer discretionary	2.8
Sampo	Financials	2.8
Novartis	Health care	2.7
Barclays	Financials	2.5
TOTAL	Energy	2.3
Glencore	Materials	2.2
<b>Total</b>		<b>28.4</b>

Data is likely to change over time and does not constitute a commitment from the management company.

## Reference information

Fiscal year end	31 December
Dealing frequency	Daily
Domicile	Luxembourg
Index	MSCI Europe Index with net dividends reinvested
Investment adviser	Capital Research and Management Company
Base currency	EUR
ISA/SIPP eligible	Yes

## Risk statistics (Zgdh-GBP shares)

## Lifetime risk statistics

Standard deviation	9.6
--------------------	-----

Risk statistics are based on close of market returns (T+1).

**Standard deviation (absolute volatility)** is a measure of the absolute variability of returns and the larger the standard deviation, the greater the likelihood (and risk) that a fund's results will fluctuate from the average return. It is based on monthly observations using a population standard deviation calculation.

36 observations are required for statistical significance

Share class information (further share classes available at [capitalgroup.com/europe](http://capitalgroup.com/europe))

Class	NAV	Management fee p.a.	TER	Dividend yield	Bloomberg	ISIN	SEDOL
Zgdh-GBP (Inc)	£22.58	0.750%	0.90%	3.0%	CIGEGZH LX	LU1217767315	BWV0S64

**Dividend yield** is the income return on the share class and is shown for distributing share classes only. It is calculated over the last 12 months as income earned by the fund after withholding taxes, fees and expenses. Where hedged share classes are listed, for the purpose of currency hedging all assets attributable to them in this fund will be deemed to constitute exposure to EUR. The fund will aim to hedge 100% (with reasonable margin of tolerance) of this deemed currency exposure back into the currency referred to in the relevant Class's designation.

**The charges** you pay are used to pay the costs of running the fund, including the costs of marketing and distributing it. These charges reduce the potential growth of your investment. In addition to the Total Expense Ratio (TER), entry charges may apply according to provisions described in the Prospectus. However, exit penalties may apply when there is excessive trading or market timing. Data is likely to change over time and does not constitute a commitment from the management company. Past results are not a guarantee of future results.

**Total Expense Ratio (TER)** is calculated over the last 12 months with a one month lag. TER data is therefore as at 31 January 2018.

This material, issued by Capital International Management Company Sàrl ("CIMC"), 37A avenue J.F. Kennedy, L-1855 Luxembourg, is distributed for information purposes only. CIMC is regulated by the Commission de Surveillance du Secteur Financier ("CSSF" - Financial Regulator of Luxembourg) and manages the fund which is a sub-fund of Capital International Fund. The fund is organised as an investment company with variable capital ("SICAV") under the laws of the Grand Duchy of Luxembourg and authorised by the CSSF as a UCITS. All information is as at the date indicated unless otherwise stated and is subject to change.

Most protections provided by the UK regulatory system do not apply to investment in the fund and compensation will not be available under the UK Financial Services Compensation Scheme. You should contact a financial adviser, and read carefully the latest Prospectus, Key Investor Information Document and Supplementary Information Document, including without limitation, the section on the risks referenced below, if you are considering investing. Approved for issue in the United Kingdom by Capital International Limited, registered office 40 Grosvenor Place, London SW1X 7GG. Authorised and regulated by the Financial Conduct Authority.

## Risk factors you should consider before investing:

- The value of shares and income from them can go down as well as up and you may lose some or all of your initial investment.
- Past results are not a guarantee of future results.
- If the currency in which you invest strengthens against the currency in which the underlying investments of the fund are made, the value of your investment will decrease.
- The Prospectus and Key Investor Information Document set out risks, which, depending on the fund, may include risks associated with investing in emerging markets and/or high yield securities. Emerging markets are volatile and may suffer from liquidity problems.

## Other important information:

The fund is offered only by Prospectus, together, where applicable, with the Key Investor Information Document. These documents, together with the latest Annual and Semi-Annual Reports and any documents relevant to local legislation, contain more complete information about the fund, including relevant risks, charges and expenses, and should be read carefully before investing. However, these documents and other information relating to the fund will not be distributed to persons in any country where such distribution would be contrary to law or regulation. They can be accessed online at [thecapitalgroup.com/europe](http://thecapitalgroup.com/europe), where the latest daily prices are also available.

The tax treatment depends on individual circumstances and may be subject to change in future. Investors should seek their own tax advice. This information is neither an offer nor a solicitation to buy or sell any securities or to provide any investment service. © 2018 Capital Group. All rights reserved.