

MAY 2016 FACTSHEET

Unless otherwise stated, Performance, Portfolio Breakdowns and Net Asset information as at: 31-May-2016. All other data as at 14-Jun-2016.

For Investors in the UK. Investors should read the Key Investor Information Document and Prospectus prior to investing.

FUND OVERVIEW

The Fund aims to generate an above average level of income on your investment as well as maintain long term capital growth. The Fund invests globally in shares, fixed income securities, funds, cash, deposits and money market instruments. The asset classes and the extent to which the Fund is invested in these may vary without limit depending on market conditions and other factors at the Portfolio Manager's discretion.

GROWTH OF HYPOTHETICAL 10,000



Share Class performance displayed in Euro. Source: BlackRock. Performance is shown on a net asset value basis, with gross income reinvested. Past performance is not a guide to future performance

CUMULATIVE & ANNUALISED PERFORMANCE

	Cumulative (%)				Annualised (% p.a.)			
	1m	3m	6m	YTD	1 Year	3 Years	5 Years	Since Inception
Share Class	3.13%	2.40%	-4.64%	-0.61%	-3.81%	N/A	N/A	-5.02%
Quartile Rank	N/A	N/A	N/A	N/A	N/A	N/A	N/A	N/A

12 MONTH PERFORMANCE PERIODS - TO LAST QUARTER END

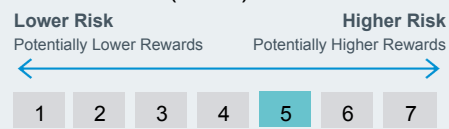
	31/3/2011- 31/3/2012	31/3/2012- 31/3/2013	31/3/2013- 31/3/2014	31/3/2014- 31/3/2015	31/3/2015- 31/3/2016	2015 Calendar Year
Share Class	N/A	N/A	N/A	N/A	N/A	N/A

Share Class performance is calculated on a Net Asset Value (NAV) basis, with income reinvested, in Euro, net of fees. Benchmark performance displayed in EUR.

Key Risks: All financial investments involve an element of risk. Therefore, the value of your investment and the income from it will vary and your initial investment amount cannot be guaranteed. The fund invests a large portion of assets which are denominated in other currencies; hence changes in the relevant exchange rate will affect the value of the investment. Investors in this Fund should understand that capital growth is not a priority and values may fluctuate and the level of income may vary from time to time and is not guaranteed. The fund(s) may invest in structured credit products such as asset backed securities ('ABS') which pool together mortgages and other debts into single or multiple series credit products which are then passed on to investors, normally in return for interest payments based on the cash flows from the underlying assets. These securities have similar characteristics to corporate bonds but carry greater risk as the details of the underlying loans is unknown, although loans with similar terms are typically packaged together. The stability of returns from ABS are not only dependent on changes in interest-rates but also changes in the repayments of the underlying loans as a result of changes in economic conditions or the circumstances of the holder of the loan.

(Continued on page 2)

SYNTHETIC RISK & REWARD INDICATOR (SRRI)



KEY FACTS

Asset Class	Multi Asset
Morningstar Category	-
Fund Launch Date	28-Jun-2012
Share Class Launch Date	27-May-2015
Fund Base Currency	USD
Share Class Currency	EUR
Total Fund Size (M)	3,574.86 USD
Domicile	Luxembourg
Fund Type	UCITS
ISIN	LU1238068834
Bloomberg Ticker	BGMAA3E
Distribution Type	Monthly
Minimum Initial Investment	5,000 USD*

* or currency equivalent

PORTFOLIO MANAGER(S)

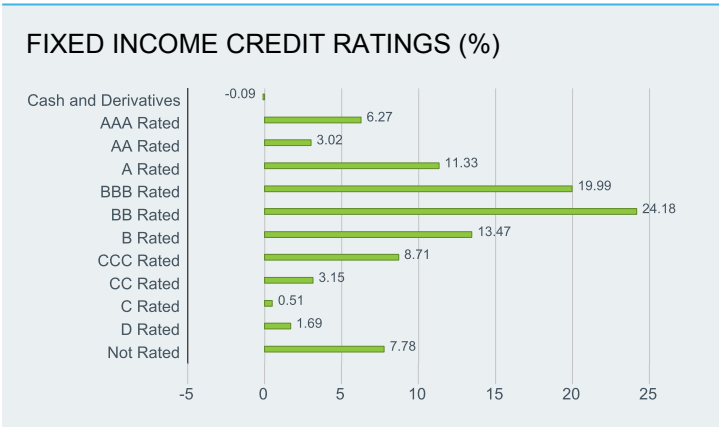
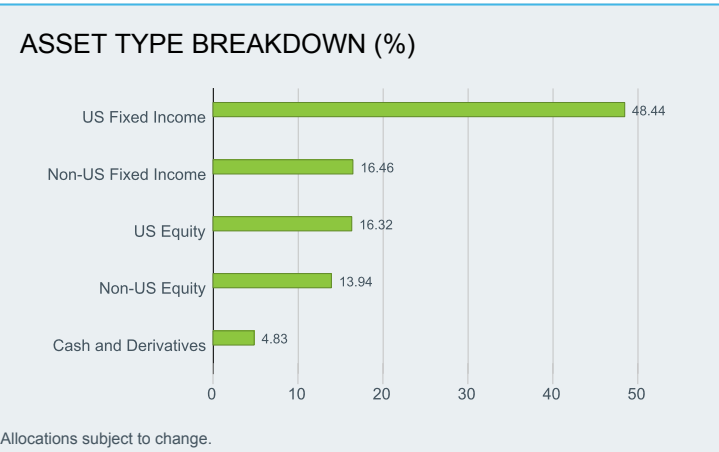
Michael Fredericks (Since: 01 Apr 2013)
Alex Shingler (Since: 10 Mar 2015)
Justin Christofel (Since: 01 Nov 2013)

TOP HOLDINGS (%)

ISHARES \$ HIGH YIELD CORPORATE BD	4.91
BGF USD HIGH YIELD BOND FD D3 USD	1.43
ISHARES \$ CORPORATE BOND UCITS ETF	0.95
HSBC HOLDINGS PLC 6.875 12/31/2049	0.39
BNP PARIBAS SA 144A 7.625 12/31/2049	0.33
ASTRAZENECA PLC	0.30
AMZN BNP PARIBAS ARBITRAGE ISSUANCE	
BV 22.327/6/2016	0.30
BRITISH AMERICAN TOBACCO PLC	0.27
SIMON PROPERTY GROUP REIT INC	0.27
LASALLE LOGIPORT REIT	0.25
Total of Portfolio	9.40

Holdings subject to change

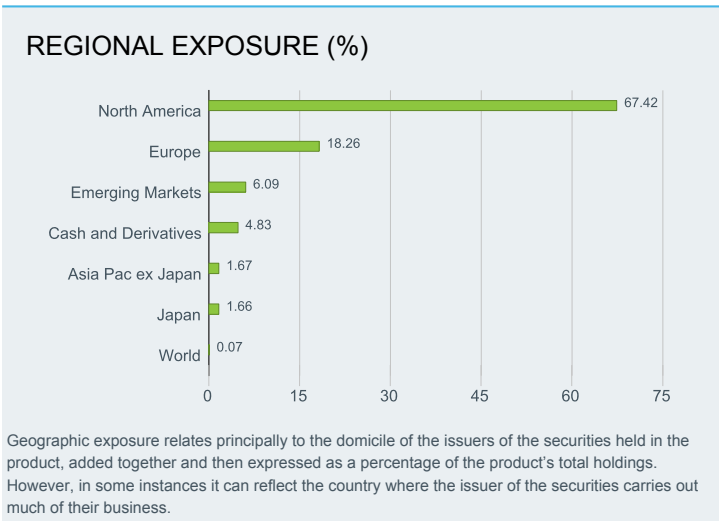
Key Risks Continued: These securities can therefore be more sensitive to economic events, may be subject to severe price movements and can be more difficult and/or more expensive to sell in difficult markets. The fund may make distributions from capital as well as income or pursue certain investment strategies in order to generate income. Whilst this might allow more income to be distributed, it may also have the effect of reducing capital and the potential for long-term capital growth.



PORTFOLIO CHARACTERISTICS	
Weighted Average Market Capitalisation (millions)	67,784,379
	USD
Price to Book Ratio	1.51x
Price to Earnings (TTM) Ratio	12.68x
Nominal Weighted Average Life (WAL)	4.68 yrs
Yield to Worst (%)	5.90

FEES AND CHARGES	
Max Initial Charge	5.00%
Exit Fee	0.00%
Ongoing Charge	1.74%
Performance Fee	0.00%
Quoted daily in the Financial Times, Bloomberg and Reuters.	

DEALING INFORMATION	
Settlement	Trade date + 3 days
Dealing Frequency	Daily, forward pricing basis



GLOSSARY

Ongoing Charge: is a figure representing all annual charges and other payments taken from the fund.

Quartile Rank: categorises a fund into four equal bands based on their performance over a specified period within the relevant Morningstar's sector. The top or first quartile contains the top 25% of funds, through to the bottom or 4th quartile which contains the bottom 25% of funds.

SRRI: is a value based on the volatility of the fund, which gives an indication of the overall risk and reward profile of the Fund.

Nominal Weighted Average Life (WAL): A bond's maturity is the length of time until the principal amount of the bond is to be repaid. WAL of the fund is calculated as the average of the underlying bonds' maturities, adjusted to take account of their relative weight (size) within the fund.

Yield To Worst: The lowest potential yield that can be received on a bond without the issuer actually defaulting. The yield to worst is calculated by making worst-case scenario assumptions on the issue by calculating the returns that would be received if provisions are used by the issuer.

Standard Deviation: Standard deviation is applied to the annual rate of return of an investment to measure the investment's volatility. Standard deviation is also known as historical volatility and is used by investors as a gauge for the amount of expected volatility.

Performance Fee: is charged on any returns that, subject to a High Water Mark, the Fund achieves above it's performance fee benchmark. Please refer to the Prospectus for further information.

0800 445522

uk.investor@blackrock.com

blackrock.co.uk

BlackRock Global Funds (BGF) is an open-ended investment company established in Luxembourg which is available for sale in certain jurisdictions only. BGF is not available for sale in the U.S. or to U.S. persons. Product information concerning BGF should not be published in the U.S. It is recognised under Section 264 of the Financial Services and Markets Act 2000. BlackRock Investment Management (UK) Limited is the UK distributor of BGF. Most of the protections provided by the UK regulatory system, and the compensation under the Financial Services Compensation Scheme, will not be available. A limited range of BGF sub-funds have a reporting fund status A sterling share class that seeks to comply with UK Reporting Fund Status requirements. Subscriptions in BGF are valid only if made on the basis of the current Prospectus, the most recent financial reports and the Key Investor Information Document, which are available on our website. Prospectuses, Key Investor Information Documents and application forms may not be available to investors in certain jurisdictions where the Fund in question has not been authorised. Issued by BlackRock Investment Management (UK) Limited (authorised and regulated by the Financial Conduct Authority). Registered office: 12 Throgmorton Avenue, London, EC2N 2DL. Registered in England No. 2020394. Tel: 020 7743 3000. For your protection, telephone calls are usually recorded. BlackRock is a trading name of BlackRock Investment Management (UK) Limited. © 2016 BlackRock, Inc. All Rights reserved. BLACKROCK, BLACKROCK SOLUTIONS, iSHARES, BUILD ON BLACKROCK, SO WHAT DO I DO WITH MY MONEY and the stylized i logo are registered and unregistered trademarks of BlackRock, Inc. or its subsidiaries in the United States and elsewhere. All other trademarks are those of their respective owners. © 2016 Morningstar. All Rights Reserved. The information, data, analyses, and opinions contained herein (1) include the proprietary information of Morningstar, (2) may not be copied or redistributed, (3) do not constitute investment advice offered by Morningstar, (4) are provided solely for informational purposes and therefore are not an offer to buy or sell a security, and (5) are not warranted to be correct, complete, or accurate. Morningstar shall not be responsible for any trading decisions, damages, or other losses resulting from, or related to, this information, data, analyses, or opinions or their use.