

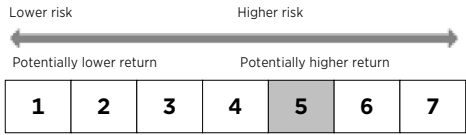


EDR FUND EQUITY OPPORTUNITIES N-EUR

EDR FUND EQUITY OPPORTUNITIES N-EUR
GLOBAL EQUITY SICAV

US AND INTERNATIONAL EQUITY	FUND SIZE : EUR 25.56 mil.
-----------------------------	----------------------------

All investors	: AT BE CH DE ES FR LU NL
Restricted registration / Qualified investors	: IT



The risk indicator SRI rates this fund on a scale of 1 to 7. This indicator is used to assess the level of risk of this product in comparison to other funds and a category 1 rating does not mean that the investment is risk free. In addition, it indicates the likelihood that this product will incur losses in the event of market movements or our inability to pay you. This indicator assumes that you hold the product until the end of the recommended holding period of this fund. The actual risk may be very different if you choose to exit before the end of the recommended holding period of this Fund.

Fund characteristics

Legal status
Sub-fund launch date : 10/07/2015
Recommended investment period : > 5 years
Fund domicile : Luxembourg
Administrative Information
Management Company : Edmond de Rothschild Asset Management (Luxembourg)
Management company by delegation : Edmond de Rothschild Asset Management (France)
Valuation : Daily
Administration : Edmond de Rothschild Asset Management (Luxembourg)
Decimalised : 3 decimals
Depositary : Edmond De Rothschild (Europe)
Initial minimum subscription : 5 000 000 EUR
Subscription & Redemption conditions : Daily before 12.30 pm C.E.T. on day's net asset value
Management Subscription/Redemption fees

Actual management fees : 0,5%
Performance fees : no
Maximum entry fees : no
Maximum exit fees : no

Share characteristics

Net asset value (EUR) :	152.07
Class creation date :	10/07/2015 ^(D)
ISIN code :	LU1160359797
Bloomberg code :	EDRGLNE LX
Lipper code :	68320353
Telekurs code :	26429043
Distribution :	Accumulation
Latest coupon :	-

Fund Managers

Aymeric GASTALDI, Christophe FOLIOT

Risks

The main risks of this UCITS are:

- Credit risk
- Equity risk
- Discretionary management risk
- Interest rate risk
- Currency risk

GENERAL INFORMATION

Investment objective

Based on a recommended investment horizon of more than five years, the Product's investment objective is to generate performance by selecting international securities that are likely to reduce their discount relative to their business sector or the market on which they are listed.

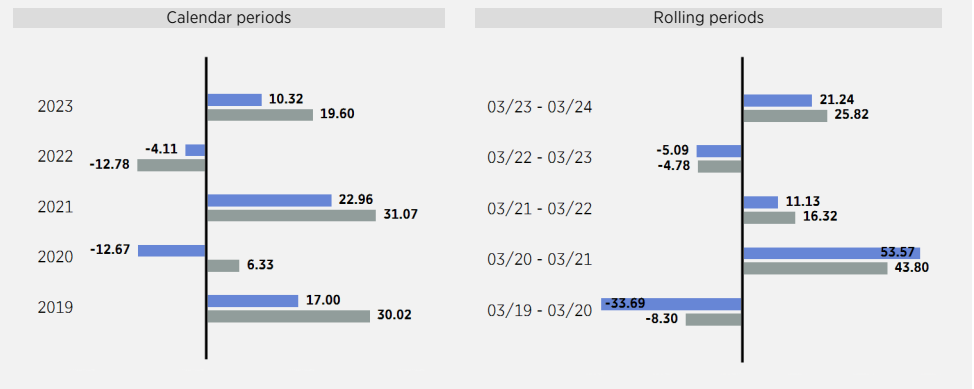
PERFORMANCES



Benchmark (Index) : MSCI World (NR) (EUR)

Past performances and volatility are not a reliable indicator of future performance and volatility. They may vary over time. The performances shown do not take into account the fees and expenses borne at the time of issue and redemption of units but include ongoing charges, brokerage fees and any performance fees taken.
(D) once the legal nature of this UCITS is amended, with no impact on the purpose of the fund, and once the performance history is preserved, the launch date of the fund may fall after the start date of the performance history.

Annual performances (Net of fees)



Rolling performance as of 28 March 2024 (Net of fees)

	Cumulative							Annualised
	1 month	YTD	1 year	3 years	5 years	10 years	Since inception	Since inception
Class (N)	6.28	10.10	21.24	27.89	30.23	-	52.06	4.65
Index	3.39	11.33	25.82	39.36	83.77	-	163.04	11.07

Statistics (Rolling periods)

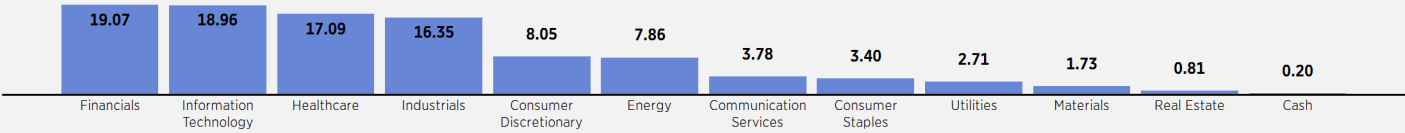
	52 weeks (week. perf.)		3 years (month. perf.)		5 years (month. perf.)	
	Class	Index	Class	Index	Class	Index
Volatility (%)	9.81	10.12	12.99	13.99	19.93	15.54
Tracking error (%)	4.84		7.36		9.87	
Sharpe ratio	2.01	2.49	0.56	0.75	0.24	0.80
Information ratio	-1.12		-0.43		-0.76	
Alpha	-0.01		-0.04		-0.64	
Beta	0.85		0.79		1.12	
R2	0.78		0.73		0.76	
Correlation	0.88		0.85		0.87	

Performance analysis

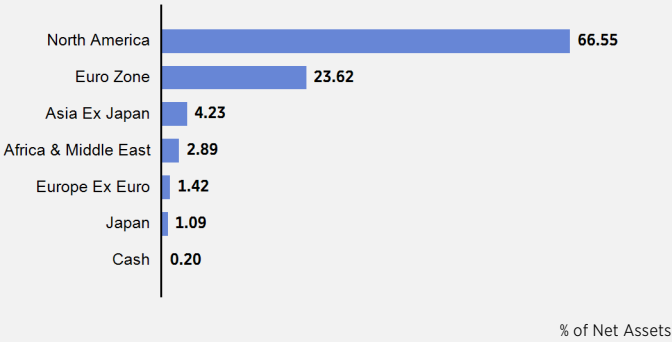
Since 13/01/2015 (month. perf.)	
% of positive performances	57.80
Minimum return (%)	-24.91
Maximum return (%)	16.01
Payback period	407 day(s)

PORTFOLIO ANALYSIS

Sector breakdown % of Net Assets



Area breakdown



Top holdings

10 Main holdings (Number of holdings : 49)

	Sector	Expo (%NA)
SCHLUMBERGER NV	Energy	4.94
SYSCO CORP	Consumer Staples	3.40
MEDTRONIC PLC	Healthcare	3.22
VISA INC	Financials	3.16
GUIDEWIRE SOFTWARE INC	Information Technology	3.08
AIRBUS SE	Industrials	3.03
BOOZ ALLEN HAMILTON HOLDING CORP	Industrials	3.00
CVS HEALTH CORP	Healthcare	3.00
BAXTER INTERNATIONAL INC	Healthcare	2.92
AMADEUS IT GROUP SA	Consumer Discretionary	2.90
Total		32.65

Financial data (weighted averages)

PER 2024	PER 2025	EPS var. 2024/2025	PCF 2024	PBV 2024	Yield 2024
18.97	16.32	11.36	12.61	2.62	2.08

Main movements of the month

New positions

V2X INC
REGAL REXNORD CORP

Strengthened positions

ALLFUNDS GROUP PLC

Sold positions

No position sold

Reduced positions

AUTODESK INC
STERICYCLE INC
NETAPP INC
AUTOLIV INC
RADNET INC

PERFORMANCE CONTRIBUTION

Top 5 positive performers

(from 29/02/2024 to 28/03/2024)

	Av. weight (%)	Contribution (%)
SCHLUMBERGER NV	4.78	0.63
LUNDIN MINING CORP	1.57	0.42
NETAPP INC	2.37	0.40
NEXTERA ENERGY INC	2.55	0.39
RADNET INC	1.32	0.35

Top 5 negative performers

(from 29/02/2024 to 28/03/2024)

	Av. weight (%)	Contribution (%)
FLYWIRE CORP	1.43	-0.20
STERICYCLE INC	2.14	-0.08
GUIDEWIRE SOFTWARE INC	3.11	-0.08
AKAMAI TECHNOLOGIES INC	2.49	-0.05
FANUC CORP	1.16	-0.04

Data sources: Edmond de Rothschild Asset Management - Accounting Data - External Data Providers- MSCI ESG Rating



contact-am@edr.com



http://funds.edram.com

PRODUCT DISCLAIMER

This document was issued on 28/03/2024 by EDMOND DE ROTHSCHILD ASSET MANAGEMENT (FRANCE) global distributor

47, rue du Faubourg Saint-Honoré

75401 Paris Cedex 08

A limited company with executive and supervisory boards and capital of 11,033,769 Euro

AMF approval number GP 04000015

332.652.536 R.C.S. Paris

<http://www.edram.fr>

EdR Fund Equity Opportunities is a sub-fund of the Luxembourg-registered SICAV approved by the CSSF and authorised for marketing in Austria, Belgium, Switzerland, Germany, Spain, France, Luxembourg and Netherlands

This document is not contractual and is to be used for information purposes only. Reproducing or using the contents of this document without the consent of the Edmond de Rothschild Group is strictly prohibited.

The information contained in this document should not be regarded as a transaction offer or solicitation in a jurisdiction in which such offer or solicitation is unlawful or in which the person making such offer or solicitation is not authorised to do so. This document does not constitute and should not be construed as investment advice, tax or legal advice, or a recommendation to buy, sell or continue to hold an investment.

EdRAM may not be held responsible for an investment or divestment decision made on the basis of this information.

This document has not been reviewed or approved by a regulator from any jurisdiction. The regulations relating to the method of marketing a UCI vary depending on the country.

The UCI presented here may not be authorised for marketing in your country of residence. In case of doubt regarding your ability to invest in a UCI, please contact your regular advisor.

This document is not intended for citizens or residents of the United States of America or "US Persons" as that term is defined in "Regulation S" of the US Securities Act of 1933. No investment products presented here are permitted for sale under the Securities Act of 1933 or any other regulation applicable in the United States. Accordingly, no investment product may be offered or sold directly or indirectly in the United States of America to residents and citizens of the United States of America or to "US Persons".

The figures, comments, forecasts, and other elements in this presentation are a reflection of EdRAM's impression of the markets and their changes, taking both the economic context and currently available information into consideration. They may no longer be relevant on the day that the investor becomes aware of them. Consequently, EdRAM cannot be held responsible for the quality or exactness of the information and economic data provided by third parties.

Information on securities should not be construed as an opinion of Edmond de Rothschild Asset Management (France) concerning the foreseeable evolution of said securities and, if applicable, the foreseeable evolution of the price of financial instruments issued by them. This information should not be considered a recommendation to buy or sell these securities. The composition of the portfolio may change over time.

All investments are subject to specific risks. Investors are advised to ensure that any investments are appropriate to their individual circumstances, seeking independent advice if necessary. In addition, they must read the key information document (KID) and/or any other documents required by local regulations issued before any investment is made, and available at www.edmond-de-rothschild.com under the heading "Fund Center", or free of charge on request.

Tax treatment depends on the individual situation of each client and may be modified at a later date.

"Edmond de Rothschild Asset Management" or "EdRAM" is the trading name of the asset management entities of the Edmond de Rothschild Group.

A detailed description of the target investor provisions and the risks specific to UCIs can be found in the prospectus of this UCI authorized by FINMA for the offering to non-qualified investors in Switzerland. The status, the prospectus, the key investor information document as well as the annual and half-yearly reports are available on request from Edmond de Rothschild Asset Management (France), its distributors and/or **representatives and/or contacts, a list of whom is available on the following website (<http://funds.edram.com>)**, so that investors can assess their risk and form their own opinion independently of any entity of the Edmond de Rothschild Group, by seeking, if necessary, the advice of advisors specialized in these questions, to ensure in particular the appropriateness of this investment to their financial situation, to their experience, and to their investment objectives.

The information contained in this document relating to this UCI is not intended to replace the information in the prospectus, or the semi-annual and annual reports. Investors are required to read such additional documentation before making any investment decision.

Switzerland (Legal Representative and Paying agent): *Edmond de Rothschild (Suisse) S.A. 18, rue de Hesse 1204 Genève Switzerland*

EdR Fund Equity Opportunities N-EUR is registered with the CNMV under number 229

The Morningstar ratings are not market rankings and are not to be considered as recommendations to buy, sell, or hold units or shares in UCIs managed by Edmond de Rothschild Asset Management (France). Reference to a ranking or a price for this UCI is not a guide for future rankings or prices of these UCIs or of the investment manager.

Source - Morningstar, Inc. All rights reserved. The information contained in this document: (1) is the proprietary material of Morningstar and/or its information providers; (2) may not be reproduced or redistributed; (3) is presented without guarantee as to its accuracy, completeness or correctness. Neither Morningstar nor its information providers may be held liable for any damage or loss resulting from the use of this data. Past performance is no guarantee of future results.

GLOSSARY

The VOLATILITY of a security is the difference between performance and average performance and therefore makes it possible to gauge the consistency of performance obtained. It comprises a measure of risk. If this is zero, the individual performances are identical. The higher it is, the greater the difference between individual performances.

The TRACKING ERROR shows the volatility of a fund's relative performance against that of its benchmark. It shows the difference between performances and their average and so makes it possible to gauge the consistency of relative performance. The lower the tracking error, the closer the fund's performance is to that of its benchmark.

The ALPHA corresponds to the fund's average performance. More specifically, it measures the fund managers' added value while cancelling out market influence, which cannot be controlled. This measure is expressed as a percentage.

The SHARPE RATIO shows the fund's outperformance against a zero-risk interest rate, adjusted for fund volatility.

Other definitions and methodologies are available at www.edmond-de-rothschild.com under the "Fund Center" tab in the fund's downloadable factsheet documentation.