

AMUNDI FUNDS GLOBAL AGGREGATE BOND - A2 USD

FACTSHEET

Marketing
Communication

31/03/2024

BOND ■

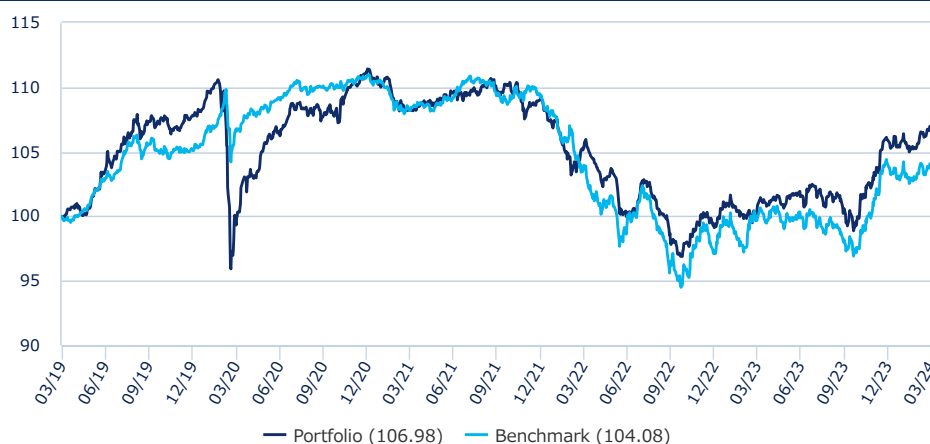
Objective and Investment Policy

The Sub-Fund is a financial product that promotes ESG characteristics pursuant to Article 8 of the Disclosure Regulation. The Sub-Fund invests mainly in investment-grade debt instruments (bonds and money market instruments) of issuers around the world, including emerging markets. Investments may include mortgage-backed securities (MBS) and asset-backed securities (ABS). Specifically, the Sub-Fund invests at least 67% of assets in debt instruments that are issued or guaranteed by OECD governments or issued by corporate entities, including investment-grade MBSs and ABSs. There are no currency constraints on these investments. The Sub-Fund may invest less than 25% of the net assets in Chinese bonds denominated in local currency and investments may be made indirectly or directly (i.e. via Direct CIBM access) in Chinese bonds. The mortgages underlying the MBSs may be commercial or residential, and the MBSs may or may not have any form of government credit backing. The Sub-Fund's exposure to MBSs, ABSs and European CLOs is limited to 40% of net assets. This includes indirect exposure gained through to-be-announced securities (TBA), which is limited to 20% of net assets and European CLOs, which is limited to 10% of net assets. The Sub-Fund invests at least 70% of assets in investment-grade securities. While complying with the above policies, the Sub-Fund may also invest in other types of debt instruments, in deposits, and in the following up to these percentages of net assets:

- convertible bonds: 25%
- equities and equity-linked instruments: 10%
- UCITS/UCIs: 10%
- The Sub-Fund's exposure to contingent convertible bonds is limited to 10% of net assets

Returns (Source: Fund Admin) - Past performance does not predict future returns

Performance evolution (rebased to 100) from 29/03/2019 to 28/03/2024* (Source: Fund Admin)



Cumulative Returns * (Source: Fund Admin)

	YTD	1 month	3 months	1 year	3 years	5 years	10 years	Since
Since	29/12/2023	29/02/2024	29/12/2023	31/03/2023	31/03/2021	29/03/2019	-	15/07/2015
Portfolio	0.98%	1.47%	0.98%	6.06%	-1.29%	6.98%	-	15.17%
Benchmark	0.02%	0.91%	0.02%	4.14%	-3.81%	4.08%	-	18.31%
Spread	0.96%	0.57%	0.96%	1.92%	2.52%	2.90%	-	-3.14%

Calendar year performance * (Source: Fund Admin)

	2023	2022	2021	2020	2019	2018	2017	2016	2015	2014
Portfolio	6.89%	-9.10%	-2.14%	3.39%	10.80%	-2.05%	6.32%	1.24%	-	-
Benchmark	7.15%	-11.22%	-1.39%	5.58%	8.22%	1.76%	3.04%	3.95%	-	-
Spread	-0.26%	2.12%	-0.75%	-2.19%	2.58%	-3.81%	3.28%	-2.70%	-	-

* Source : Fund Admin. Returns are annualised returns for periods exceeding 1 year (365 days basis). The above results pertain to full 12-month period per calendar year. All performances are calculated net income reinvested and net of all charges taken by the Sub-Fund. The value of investments may vary upwards or downwards according to market conditions.

Key Information (Source: Amundi)

Net Asset Value (NAV) : 115.62 (USD)
NAV and AUM as of : 28/03/2024
Assets Under Management (AUM) : 3,561.91 (million USD)
ISIN code : LU1049752592
Benchmark :
100% BLOOMBERG BARCLAYS GLOBAL AGGREGATE HEDGED
Morningstar Overall Rating © : 2
Morningstar Category © :
GLOBAL FLEXIBLE BOND - USD HEDGED
Number of funds in the category : 670
Rating date : 31/03/2024

Risk Indicator (Source : Fund Admin)



Lower Risk

Higher Risk


The risk indicator assumes you keep the product for 3 years.

The summary risk indicator is a guide to the level of risk of this product compared to other products. It shows how likely it is that the product will lose money because of movement in the markets or because we are not able to pay you.

We have classified this product as 2 out of 7, which is a low risk class. This rates the potential losses from future performance at a low level, and poor market conditions are very unlikely to impact our capacity to pay you. Additional risks: Market liquidity risk could amplify the variation of product performances. This product does not include any protection from future market performance so you could lose some or all of your investment. Beside the risks included in the risk indicator, other risks may affect the Sub-Fund's performance. Please refer to the Amundi Funds prospectus.

© 2023 Morningstar. All Rights Reserved. The information, data, analyses and opinions ("Information") contained herein: (1) include the proprietary information of Morningstar and Morningstar's third party licensors; (2) may not be copied or redistributed except as specifically authorised; (3) do not constitute investment advice; (4) are provided solely for informational purposes; (5) are not warranted to be complete, accurate or timely; and (6) may be drawn from fund data published on various dates. Morningstar is not responsible for any trading decisions, damages or other losses related to the Information or its use. Please verify all of the Information before using it and don't make any investment decision except upon the advice of a professional financial adviser. Past performance is no guarantee of future results. The value and income derived from investments may go down as well as up.

BOND

**Grégoire Pesques, CFA**CIO Global Fixed Income and
Head of Aggregate Strategies**Reine Bitar**

Senior Portfolio Manager

**Nicolas Dahan**

Senior Portfolio Manager

**Rajesh Puri, CFA**

Senior Portfolio Manager

Sub-Fund Statistics (Source: Amundi)

	Portfolio	Benchmark
Yield	6.55%	5.07%
Modified duration ¹	5.10	6.48
SWMD ²	4.36	2.58
Average rating ³	A	AA-
Total portfolio holdings	260	-
Issuer number	118	-
Yield to Maturity	6.13	3.81
Current Yield	2.89	2.86

¹ Modified duration (in points) estimates a bond portfolio's percentage price change for 1% change in yield² SWMD : spread-weighted modified duration³ Based on cash bonds and CDS but excludes other types of derivatives**Risk analysis (rolling) (Source: Fund Admin)**

	1 year	3 years	5 years
Portfolio volatility	4.74%	4.29%	5.71%
Benchmark volatility	4.80%	4.82%	4.42%
Ex-post Tracking Error	1.76%	3.98%	4.56%
Portfolio Information ratio	1.10	0.24	0.12
Sharpe ratio	0.09	-0.79	-0.14
Beta	0.92	0.56	0.81

Performance analytics (Source: Fund Admin)

	Inception to date
Maximum drawdown	-13.26%
Recovery period (days)	272
Worst month	03/2020
Lowest return	-7.68%
Best month	04/2020
Highest return	3.40%

Performance attribution (Source: Amundi)

	03/2024	2024	2023	2022	2021	2020
	-	-	-	-	-	-
Interest Rates	0.03	0.22	-0.14	3.27	0.61	-0.16
Global bond exposure	-0.10	0.50	-0.55	1.98	-0.18	-1.21
Market allocation	0.02	-0.05	0.25	0.95	0.27	1.38
Yield curve segment allocation	0.01	-0.43	0.01	0.74	0.35	-0.21
Bond selection (peripherals and inflation linked)	0.10	0.20	0.15	-0.40	0.16	-0.12
Credit	0.17	0.53	0.42	-1.46	0.77	0.37
Emerging market exposure	0.05	0.15	0.20	-0.68	-0.41	-0.88
Currencies	0.41	0.37	0.55	2.08	-0.78	-0.05
Other	0.00	0.00	0.00	0.00	0.21	-0.25
Total Gross Out-performance	0.67	1.27	1.03	3.21	0.40	-0.97
Fees	-	-	-	-	-	-
Fixed & variable fees	-0.16	-0.41	-0.61	-0.94	-0.68	-0.38
Performance	-	-	-	-	-	-
Total Net Out-performance	0.50%	0.86%	0.42%	2.27%	-0.28%	-1.35%
Absolute Gross Portfolio Performance	1.57%	1.29%	8.18%	-8.21%	-0.99%	4.61%
Absolute Net Portfolio Performance	1.41%	0.88%	7.57%	-8.95%	-1.67%	4.23%

Out performance attribution for the institutional share class

Front-Office data are used to calculate the performance attribution

Statistical risk indicators (ex-ante, source: Amundi)

	Portfolio
Total risk Tracking Error	2.08%
Bond risk	-
IRT Curve	0.69%
IRT Expo	0.92%
Swap spread	0.09%
Global bond market allocation	0.56%
Credit risk	-
Credit	0.46%
Emerging bond exposure	0.07%
Currency risk	-
CCY Emg	0.95%
CCY Inter	0.36%
CCY Intra	0.59%
CCY USD	0.42%
Equity risk	-
EQT Expo	0.12%
EQT Sector	0.04%
EQT Zone	0.06%
Diversification effect	3.25%

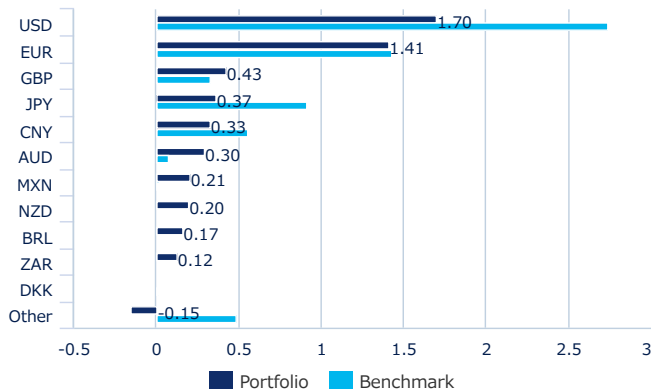
RiskMetrics Source

Equity Risk refers to the contribution of Equity exposure

BOND

Global risk allocation per yield curve (Source: Amundi) *

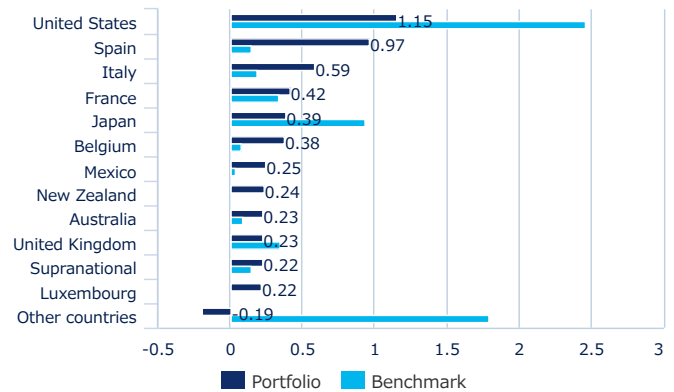
Modified duration (Source: Amundi)



* Includes derivatives

Portfolio breakdown by country (Source: Amundi) *

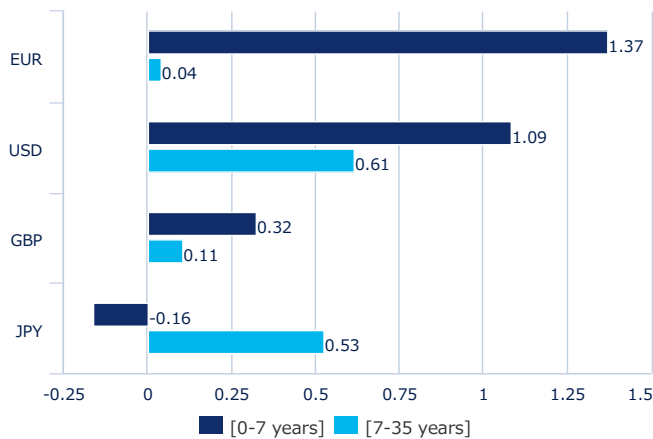
Modified duration (Source: Amundi)



* Includes derivatives

Global risk allocation per yield curve segment (Source: Amundi) *

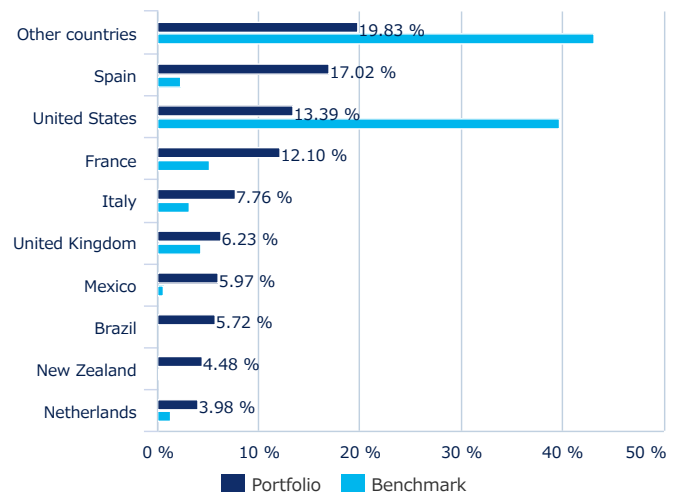
Modified duration (Source: Amundi)



* Includes derivatives

Portfolio breakdown by country (Source: Amundi) *

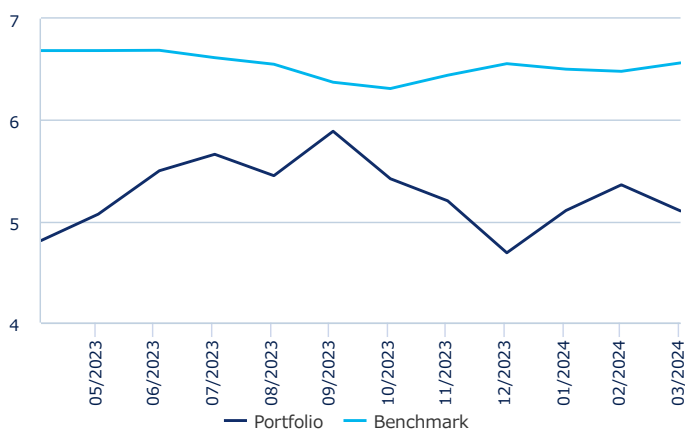
% of assets



* Includes Bonds, Credit Default Swaps

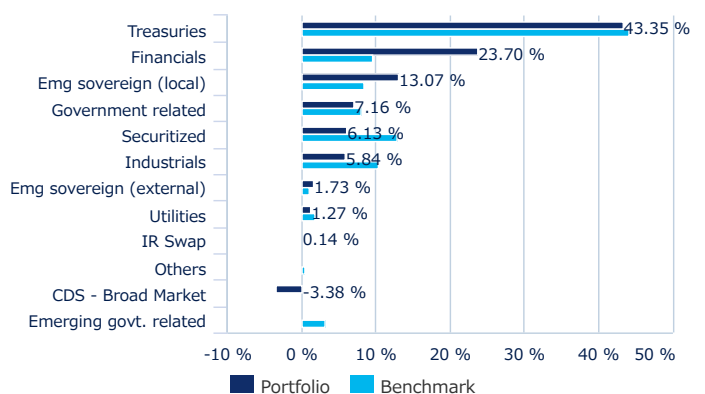
Historical risk indicators (Source: Amundi)

Modified duration (Source: Amundi)



Portfolio breakdown by issuer (Source: Amundi) *

% of assets



* Includes Credit Default Swaps

BOND

Top 10 corporate issuers (Source: Amundi) **

	Sector	% asset
Fannie MAE or Freddie MAC	Securitized	5.22%
Intesa SanPaolo Spa	Financials	2.51%
SOCIETE GENERALE SA	Financials	1.80%
Abn Amro Bank NV	Financials	1.72%
BNP PARIBAS SA	Financials	1.02%
First Abu Dhabi Bank	Financials	1.00%
Total Energies SE	Industrials	0.92%
Caixabank SA	Financials	0.92%
GINNIE MAE II POOL	Securitized	0.84%
Coöperatieve Rabobank UA	Financials	0.83%

** Includes Credit Default Swaps

The holdings listed should not be considered recommendations to buy or sell any particular security listed.

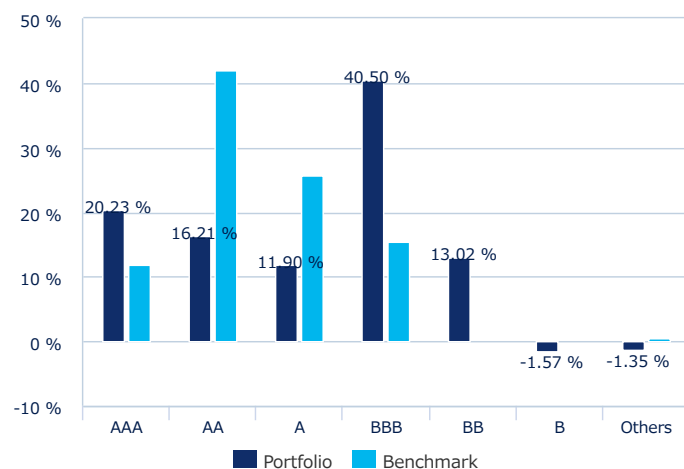
Sector allocation (Source: Amundi)

	% of assets	% of assets (Index)
Treasuries	43.35%	44.09%
Treasuries	43.35%	44.09%
Financials	23.70%	9.52%
Banks & building societies	18.29%	6.96%
Insurers	4.70%	1.06%
Specialised financial	0.71%	0.98%
Real Estate	-	0.52%
Emerging sovereign (local debt)	13.07%	8.49%
Emerging sovereign (local debt)	13.07%	8.49%
Government related	7.16%	8.01%
Agencies	3.38%	3.05%
Supranationals	2.82%	2.44%
Local authorities	0.96%	2.52%
Securitized	6.13%	12.98%
MBS	6.06%	9.87%
ABS	0.07%	0.23%
Covered bonds	-	2.20%
CMBS	-	0.68%
Industrials	5.84%	10.40%
Energy	1.67%	1.47%
Telecom. & technology	1.58%	2.13%
Automobiles	1.22%	0.75%
Consumer staples	0.55%	0.86%
Transportation	0.35%	0.72%
Consumer non-cyclical	0.27%	1.55%
Pharmaceuticals & biotechnology	0.20%	0.77%
Capital goods	0.00%	0.92%
Chemicals	0.00%	0.31%
Others	-	0.00%
Media	-	0.48%
Tobacco	-	0.18%
Basic materials	-	0.26%
Emerging sovereign (external debt)	1.73%	1.14%
Emerging sovereign (ext debt)	1.73%	1.14%
Utilities	1.27%	1.77%
Utilities	1.27%	1.77%
IR Swap	0.14%	-
IR Swap	0.14%	-
Others	0.00%	0.49%
Others	0.00%	0.49%
CDS - Broad Market	-3.38%	-
CDS - High Yield	-3.38%	-
Quasi-Sovereigns	-	3.12%
Emerging govt. related : Utilities	-	0.04%
Emerging govt. related : Industrials	-	0.08%
Emerging govt. related : Financials	-	0.01%
Emerging Govt. Related Agencies	-	2.99%

Includes Credit Default Swaps

Portfolio breakdown by credit rating (Source: Amundi) *

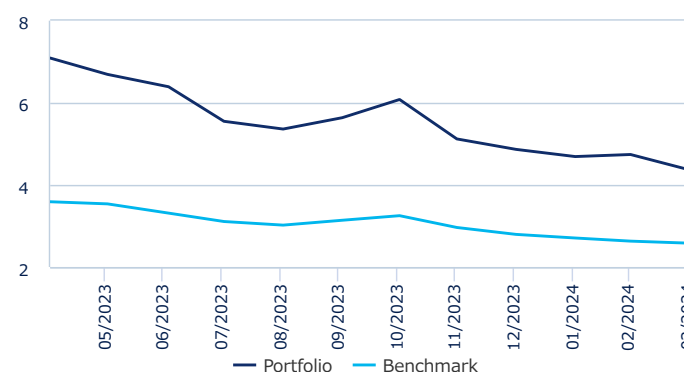
% of assets



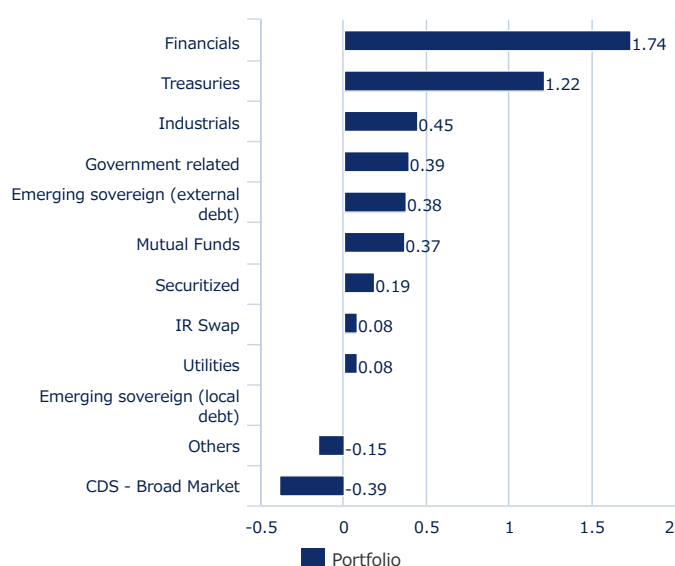
* Includes Credit Default Swaps

Historical risk indicators (Source: Amundi)

Spread Weighted Modified Duration (SWMD) (% , source: Amundi)



Spread Weighted Modified Duration (SWMD) (% , source: Amundi) **



** Includes Credit Default Swaps

BOND ■

Top 15 issuers (Source: Amundi)

	Sector	% asset *
GERMANY	Treasuries	12.25%
SPAIN (KINGDOM OF)	Treasuries	11.59%
UNITED MEXICAN STATES	Emerging sovereign (external debt)	5.63%
FANNIE MAE OR FREDDIE MAC	Securitized	5.22%
BRAZIL	Emerging sovereign (local debt)	4.29%
UNITED STATES OF AMERICA	Treasuries	4.09%
NEW ZEALAND	Treasuries	3.66%
UNITED KINGDOM	Treasuries	3.17%
BELGIUM	Treasuries	2.89%
JAPAN	Treasuries	2.87%
INTESA SANPAOLO SPA	Financials	2.51%
ITALIAN REPUBLIC	Treasuries	2.30%
SOCIETE GENERALE SA	Financials	1.80%
SOUTH AFRICA	Emerging sovereign (local debt)	1.77%
ABN AMRO BANK NV	Financials	1.72%

* Includes Credit Default Swaps

Breakdown by rating & sector (Source: Amundi) *

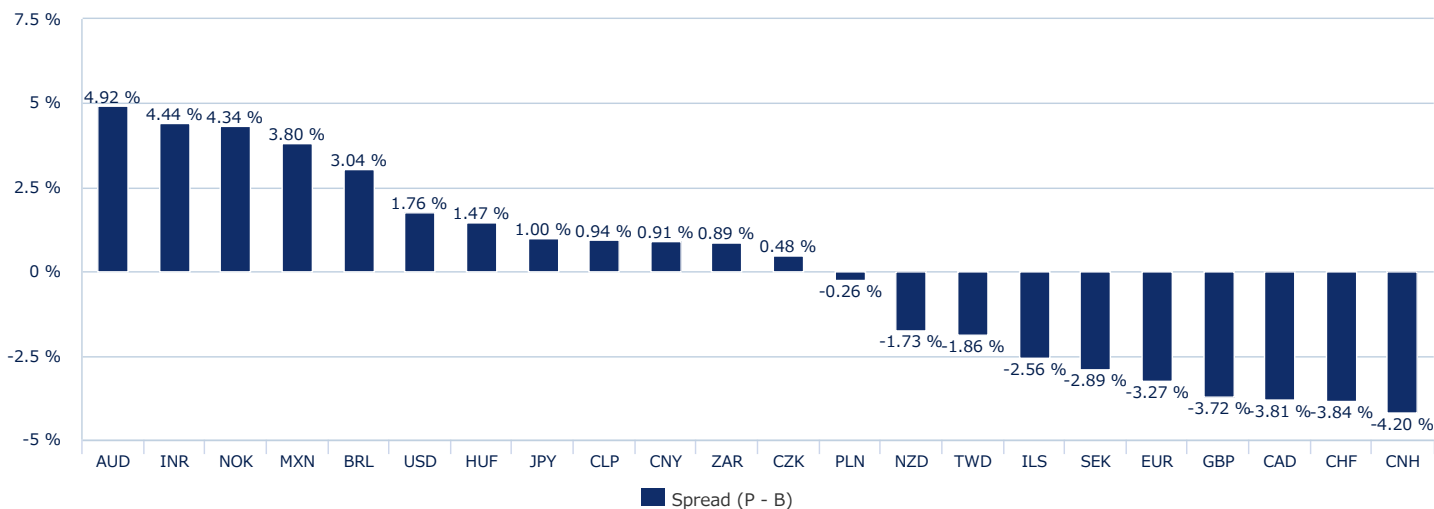
	Investment grade % of assets	Speculative grade % of assets
IR Swap	-	0.14%
CDS - Broad Market	-	-3.38%
Emg sovereign (external)	0.90%	0.82%
Emg sovereign (local)	6.14%	6.93%
Government related	7.16%	-
Industrials	4.93%	0.91%
Securitized	6.13%	-
Treasuries	43.35%	-
Utilities	1.27%	-
Financials	19.64%	4.07%
Total	89.51%	9.48%

* Includes Credit Default Swaps

Main emerging debt allocation (Top 5, source: Amundi)

	% asset
India	4.44%
Mexico	4.14%
Brazil	3.29%
Hungary	1.47%
United Arab Emirates	1.00%
Total	14.34%

Top Currency risk allocation (% of assets, source: Amundi)



■ Spread (P - B)

BOND ■

Information (Source: Amundi)

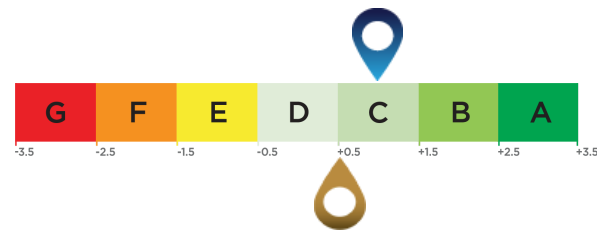
Fund structure	SICAV under Luxembourg law
Management Company	Amundi Luxembourg SA
Fund manager	Amundi UK Ltd
Custodian	CACEIS Bank, Luxembourg Branch
Sub-fund launch date	30/10/2007
Share-class inception date	01/04/2014
Sub-fund reference currency	USD
Share-class reference currency	USD
Type of shares	Accumulation
ISIN code	LU1049752592
Reuters code	LP68329994
Bloomberg code	AMBGA2U LX
Minimum first subscription / subsequent	1 thousandth(s) of (a) share(s) / 1 thousandth(s) of (a) share(s)
Frequency of NAV calculation	Daily
Dealing times	Orders received each day D day before 2pm CET
Entry charge (maximum)	4.50%
Max. direct annual management fees (taxes incl.)	0.90% IAT
Performance fees	No
Exit charge (maximum)	0.00%
Ongoing charges	1.23% (Estimated)
Transaction costs	0.37%
Conversion charge	1.00 %
Minimum recommended investment period	3 years
Benchmark index performance record	30/10/2007 : 100.00% BLOOMBERG GLOBAL AGGREGATE HEDGED

BOND

AVERAGE ESG RATING (source : Amundi)

Environmental, social and governance rating

ESG Investment Universe: 80% BLOOMBERG GLOBAL AGGREGATE + 10% JP MORGAN EMBI GLOBAL + 10% ICE BOFA GLOBAL HIGH YIELD INDEX



Investment Portfolio Score: 0.97

ESG Investment Universe Score¹: 0.50

ESG Coverage (source : Amundi)

	Portfolio	ESG Investment Universe
Percentage with an Amundi ESG rating ²	108.89%	88.29%
Percentage that can have an ESG rating ³	110.49%	90.71%
Green Bonds	16.56%	2.35%

ESG Terminology

ESG criteria

The criteria are extra-financial criteria used to assess the Environmental, Social and Governance practices of companies, states or local authorities:
 "E" for Environment (energy and gas consumption levels, water and waste management, etc.).
 "S" for Social/Society (respect for human rights, health and safety in the workplace, etc.).
 "G" for Governance (independence of board of directors, respect for shareholders' rights, etc.)

ESG Rating

The issuer's ESG rating: each issuer is assessed on the basis of ESG criteria and obtains a quantitative score, the scale of which is based on the sector average. The score is translated into a rating on a scale from A (highest rating) to G (lowest rating). The Amundi methodology provides for a comprehensive, standardised and systematic analysis of issuers across all investment regions and asset classes (equities, bonds, etc.).

ESG rating of the investment universe and the portfolio: the portfolio and the investment universe are given an ESG score and an ESG rating (from A to G). The ESG score corresponds to the weighted average of the issuers' scores, calculated according to their relative weighting in the investment universe or in the portfolio, excluding liquid assets and non-rated issuers.

Amundi ESG Mainstreaming

In addition to complying with Amundi Responsible Investment Policy⁴, Amundi ESG Mainstreaming portfolios have an ESG performance objective that aims to achieve a portfolio ESG score above the ESG score of their ESG Investment universe.

¹ The investment universe reference is defined by either the fund's reference indicator or an index representative of the ESG-related investable universe.

² Percentage of securities with an Amundi ESG rating out of the total portfolio (measured in weight).

³ Percentage of securities for which an ESG rating methodology is applicable out of total portfolio (measured in weight).

⁴ The updated document is available at <https://www.amundi.com/int/ESG>.

Sustainability Level (source : Morningstar)



The sustainability level is a rating produced by Morningstar that aims to independently measure the level of responsibility of a fund based on the values in the portfolio. The rating ranges from very low (1 Globe) to very high (5 Globes).

Source Morningstar ©

Sustainability Score - based on corporate ESG risk analysis provided by Sustainalytics used in the calculation of Morningstar's sustainability score.

© 2024 Morningstar. All rights reserved. The information contained here: (1) is owned by Morningstar and / or its content providers; (2) may not be reproduced or redistributed; and (3) are not guaranteed to be accurate, complete or timely. Neither Morningstar nor its content providers are responsible for any damages or losses arising from the use of this information. Past performance is no guarantee of future results. For more information on the Morningstar Rating, please see their website www.morningstar.com.

BOND ■

This material is solely for the attention of institutional, professional, qualified or sophisticated investors and distributors. It is not to be distributed to the general public, private customers or retail investors in any jurisdiction whatsoever nor to "US Persons". Moreover, any such investor should be, in the European Union, a "Professional" investor as defined in Directive 2004/39/EC dated 21 April 2004 on Markets In Financial Instruments ("MiFID") or as the case may be in each local regulations and, as far as the offering in Switzerland is concerned, a "Qualified Investor" within the meaning of the provisions of the Swiss Collective Investment Schemes Act of 23 June 2006 (CISA), and its implementing Ordinance of 22 November 2006 (CISO) and the FINMA's 2013/9 on distribution within the meaning of the legislation on Collective Investment. In no event may this material be distributed in the European Union to non "Professional" investors as defined in the MiFID or in each local regulation, or in Switzerland to investors who do not comply with the definition of "qualified investors" as defined in the applicable legislation and regulation.

Important information

Issued by Amundi Asset Management SAS. AMUNDI FUNDS (the "Fund") is a Luxembourg registered umbrella fund organised under the laws of the Grand Duchy of Luxembourg and is regulated by the Commission de Surveillance du Secteur Financier ("CSSF"), number of registration B68.806.

This is a marketing communication. Please refer to the prospectus / information document and to the KIID before making any final investment decisions

This material is for information purposes only, is not a recommendation, financial analysis or advice, and does not constitute a solicitation, invitation or offer to purchase or sell the Fund in any jurisdiction where such offer, solicitation or invitation would be unlawful.

This information is not for distribution and does not constitute an offer to sell or the solicitation of any offer to buy any securities or services in the United States or in any of its territories or possessions subject to its jurisdiction to or for the benefit of any U.S. Person (as defined in the prospectus of the Fund). The Fund have not been registered in the United States under the Investment Company Act of 1940 and units of the Funds are not registered in the United States under the Securities Act of 1933. Accordingly, this material is for distribution or to be used solely in jurisdictions where it is permitted and to persons who may receive it without breaching applicable legal or regulatory requirements, or that would require the registration of Amundi or its affiliates in these countries.

Please note that the management company may de-notify arrangements made for marketing as regards units/shares of the Fund in a Member State of the EU in respect of which it has made a notification.

Investment involves risk. The decision of an investor to invest in the Funds should take into account all the characteristics or objectives of the Funds. **Past performance does not predict future results.** Investment return and the principal value of an investment in the Fund may go up or down and may result in the loss of the amount originally invested. All investors should seek professional advice prior to any investment decision, in order to determine the risks associated with the investment and its suitability. It is the responsibility of investors to read the legal documents in force in particular the current prospectus of the Fund. Subscriptions in the Fund will only be accepted on the basis of their latest prospectus and/or, as applicable, the Key Investor Information Document ("KIID") available in local language in EU countries of registration. A summary of information about investors rights' and collective redress mechanisms can be found in English on the regulatory page at <https://about.amundi.com/Metanav-Footer/Footer/Quick-Links/Legal-documentation>.

Information on sustainability-related aspects can be found at <https://about.amundi.com/Metanav-Footer/Footer/Quick-Links/Legal-documentation>.

The information in this document is as at the date shown at the top of the document, except where otherwise stated.

© 2024 Morningstar. All Rights Reserved. The information contained herein: (1) is proprietary to Morningstar and/or its content providers; (2) may not be copied or distributed; (3) are not warranted to be accurate, complete or timely. Neither Morningstar nor its content providers are responsible for any damages or losses arising from any use of this Information.

Austria: The prospectus of the Fund, along with the Key Investor Information Document (as applicable) available in German, the current annual and semi-annual report, can be obtained, free of charge, at Amundi Luxembourg S.A., 5 Allée Scheffer, L-2520 Luxembourg or at www.amundi.at.

Bulgaria: The prospectus of the Fund, along with the Key Investor Information Document (as applicable), the current annual and semi-annual report, can be obtained, free of charge, at Amundi Luxembourg S.A., 5 Allée Scheffer, L-2520 Luxembourg or at www.amundi.bg

Belgium: The prospectus of the Fund, along with the Key Investor Information Document (as applicable), the current annual and semi-annual report, can be obtained, free of charge, at Amundi Luxembourg S.A., 5 Allée Scheffer, L-2520 Luxembourg or at www.amundi.be

Czech Republic: The prospectus of the Fund, along with the Key Investor Information Document (as applicable), the current annual and semi-annual report, can be obtained, free of charge, at Amundi Luxembourg S.A., 5 Allée Scheffer, L-2520 Luxembourg or at www.amundi.cz

Cyprus: The prospectus of the Fund, along with the Key Investor Information Document (where applicable), the current annual and semi-annual report, can be obtained, free of charge, at Amundi Luxembourg S.A., 5 Allée Scheffer, L-2520 Luxembourg or at www.amundi.com.cy

Denmark: The prospectus of the Fund, along with the Key Investor Information Document (as applicable), the current annual and semi-annual report, can be obtained, free of charge, at Amundi Luxembourg S.A., 5 Allée Scheffer, L-2520 Luxembourg or at www.amundi.dk

Finland: The prospectus of the Fund, along with the Key Investor Information Document (as applicable), the current annual and semi-annual report, can be obtained, free of charge, at Amundi Luxembourg S.A., 5 Allée Scheffer, L-2520 Luxembourg or at www.amundi.fi

France: The prospectus of the Fund, along with the Key Investor Information Document (as applicable), the current annual and semi-annual report, can be obtained, free of charge, at Amundi Luxembourg S.A., 5 Allée Scheffer, L-2520 Luxembourg or at www.amundi.fr or, for Luxembourg funds, at www.amundi.lu or at the centralising correspondence for Amundi Funds and Amundi Index Solutions: CACEIS Bank, 89-91, rue Gabriel Péri, 92120 Montrouge, France / or for First Eagle Amundi: Société Générale Bank & Trust, 9, Boulevard Haussmann, 75009 Paris, France.

Germany: The prospectus of the Fund, along with the Key Investor Information Document (as applicable), the current annual and semi-annual report, can be obtained, free of charge, at Amundi Luxembourg S.A., 5 Allée Scheffer, L-2520 Luxembourg or at www.amundi.lu and at www.amundi.de

Greece: The prospectus of the Fund, along with the Key Investor Information Document (as applicable), the current annual and semi-annual report, can be obtained, free of charge, at Amundi Luxembourg S.A., 5 Allée Scheffer, L-2520 Luxembourg or at www.amundi.gr

Hong Kong: The prospectus of the Fund, along with the Key Facts Statement, the current annual and semi-annual report, can be obtained, free of charge, at Amundi Hong Kong Limited, 9th Floor One Pacific Place, 88 Queensway, Hong Kong or at www.amundi.com.hk

Hungary: The prospectus of the Fund, along with the Key Investor Information Document (as applicable), the current annual and semi-annual report, can be obtained, free of charge, at Amundi Luxembourg S.A., 5 Allée Scheffer, L-2520 Luxembourg or at www.amundi.hu

Ireland: The prospectus of the Fund, along with the Key Investor Information Document (as applicable), the current annual and semi-annual report, can be obtained, free of charge, at Amundi Luxembourg S.A., 5 Allée Scheffer, L-2520 Luxembourg or at www.amundi.ie

Italy: The prospectus of the Fund, along with the Key Investor Information Document, the current annual and semi-annual report, can be obtained, free of charge, at Amundi Luxembourg S.A., 5 Allée Scheffer, L-2520 Luxembourg or at www.amundi.lu and at www.amundi.it

Japan: The prospectus of the Fund, along with the Fact Statement, the current annual and semi-annual report can be obtained, free of charge, from the approved distributors of the funds or, together with and all applicable regulatory information, at www.amundi.co.jp

Liechtenstein: The prospectus of the Fund, along with the Key Investor Information Document (as applicable), the current annual and semi-annual report, can be obtained, free of charge, at Amundi Luxembourg S.A., 5 Allée Scheffer, L-2520 Luxembourg or at www.amundi.li

Luxembourg: The prospectus of the Fund, along with the Key Investor Information Document (as applicable), the current annual and semi-annual report, can be obtained, free of charge, at Amundi Luxembourg S.A., 5 Allée Scheffer, L-2520 Luxembourg or at www.amundi.lu

Macau: The prospectus of the Fund, along with the Key Facts Statement, the current annual and semi-annual report, can be obtained, free of charge, at Amundi Hong Kong Limited, 9th Floor One Pacific Place, 88 Queensway, Hong Kong or at www.amundi.com.hk

Netherlands: The prospectus of the Fund, along with the Key Investor Information Document (as applicable), the current annual and semi-annual report, can be obtained, free of charge, at Amundi Luxembourg S.A., 5 Allée Scheffer, L-2520 Luxembourg or at www.amundi.nl

Norway: The prospectus of the Fund, along with the Key Investor Information Document (as applicable), the current annual and semi-annual report, can be obtained, free of charge, at Amundi Luxembourg S.A., 5 Allée Scheffer, L-2520 Luxembourg or at www.amundi.no

Portugal: Any investment in the Fund or their respective sub-funds must be made through an authorised distributor registered with the Portuguese Securities Market Commission (Comissão de Mercado de Valores Mobiliários or CMVM). The latest copy of the prospectus of the Fund, along with the Key Investor Information Document (as applicable), the current annual and semi-annual report, can be obtained, free of charge, at Amundi Luxembourg S.A., 5 Allée Scheffer, L-2520 Luxembourg or at www.amundi.pt

Romania: The prospectus of the Fund, along with the Key Investor Information Document (as applicable), the current annual and semi-annual report, can be obtained, free of charge, at Amundi Luxembourg S.A., 5 Allée Scheffer, L-2520 Luxembourg or at www.amundi.ro

Singapore: The prospectus of the Fund, along with the Product Highlight Sheet, the current annual and semi-annual report, can be obtained, free of charge, at Amundi Luxembourg S.A., 5 Allée Scheffer, L-2520 Luxembourg or at www.amundi.com.sg

BOND ■

Important information

Slovakia: The prospectus of the Fund, along with the Key Investor Information Document (as applicable), the current annual and semi-annual report, can be obtained, free of charge, at Amundi Luxembourg S.A., 5 Allée Scheffer, L-2520 Luxembourg or at www.amundi.sk

Slovenia: The prospectus of the Fund, along with the Key Investor Information Document (as applicable), the current annual and semi-annual report, can be obtained, free of charge, at Amundi Luxembourg S.A., 5 Allée Scheffer, L-2520 Luxembourg or at www.amundi.si

South Korea: The prospectus of the Fund, along with the Key Facts Statement, the current annual and semi-annual report, can be obtained, free of charge, at Amundi Hong Kong Limited, 9th Floor One Pacific Place, 88 Queensway, Hong Kong or at www.amundi.com.hk

Spain: Any investment in the Funds or their respective sub-funds must be made through a registered Spanish distributor. Amundi Iberia SGIIC SAU is the main distributor for the Funds in Spain, registered with number 31 in the CNMV's SGIIC registry, with address at Pº de la Castellana 1, Madrid 28046. A list of all Spanish distributors may be obtained from the CNMV at www.cnmv.es. The latest copy of the prospectus of the Fund, the Key Investor Information Document (as applicable) available in Spanish and the other legal documentation can be obtained, free of charge, at the registered office of the management company or at www.amundi.es

Sweden: The prospectus of the Fund, along with the Key Investor Information Document (as applicable), the current annual and semi-annual report, can be obtained, free of charge, at Amundi Luxembourg S.A., 5 Allée Scheffer, L-2520 Luxembourg or at www.amundi.se

Switzerland: The Representative and Paying Agent for Funds registered for public offer in Switzerland are, in respect of Amundi Funds and First Eagle Amundi: Representative - CACEIS (Switzerland) SA and Paying Agent - CACEIS Bank, Nyon Branch both at 35 Route de Signy, Case postale 2259, CH-1260 Nyon; KBI Institutional Fund ICAV: Representative - ACOLIN Fund Services AG, Affolternstrasse 56, CH-8050 Zurich and Paying Agent - NPB Neue Privat Bank AG, Limmatquai 1, CH-8001 Zurich. Free copies of the prospectus, key investor information documents (as applicable), annual and semi-annual reports, management regulations and other information are available at the representative's address shown above.

Taiwan: The Chinese translation of the prospectus of the Fund, along with the Investor Brochure and the current annual and semi-annual report, can be obtained, free of charge, at www.amundi.com.tw

United Kingdom: The AMUNDI FUNDS GLOBAL AGGREGATE BOND (the "Sub-Fund") is a sub-fund of the Fund and has been recognised for public marketing in the United Kingdom by the Financial Conduct Authority (the "FCA"). A distributor or platform may obtain the latest Fund prospectus, the KIID (as applicable), the articles of incorporation as well as the annual and semi-annual reports free of charge from the facilities agent (Amundi (UK) Limited, 77 Coleman Street, London, EC2R 5BJ, United Kingdom) and at www.amundi.lu. The latest available prospectus, including the Sub-Fund's risk factors, as well as the KIID, as applicable, should be consulted before considering any investment in the Fund. Amundi (UK) Limited is authorised and regulated by the FCA under number 114503. This may be checked at <https://register.fca.org.uk/> and details about the extent of regulation by the FCA are available on request. Amundi (UK) Limited does not have the permissions to sell to retail investors. Any retail investor shall invest through a duly appointed distributor or platform and obtain the above-detailed Fund and Sub-Fund information from such distributor or platform. UK investors will not have any protection under the UK Financial Services Compensation Scheme. There will be no right to cancel an agreement to purchase Fund units under section 15 of the FCA's Conduct of Business Sourcebook.

In **Chile** and **Peru**, this document is approved for use by Administradora de Fondos de Pensiones/Pension Fund Administrators and other institutional investors.

In **Mexico**, this document is approved for use with institutional investors. It may not be distributed to third parties or to the public.

US and US-Offshore (permitted jurisdictions): Amundi Distributor US, Inc., 60 State Street, Boston, MA 02109 a U.S.-registered broker-dealer, provides marketing services in connection with the distribution of products managed by Amundi Asset Management or its affiliates. Amundi Distributor US, Inc. markets these products to financial intermediaries, both within and outside of the U.S. (in jurisdictions where permitted to do so), who in turn offer such products for sale to persons who are not United States persons. Amundi Distributor US, Inc. engages with financial intermediaries only and does not engage in retail business. Individuals are encouraged to seek advice from their financial, legal, tax and other appropriate advisers before making any investment or financial decisions or purchasing any financial, securities or investment-related product or service, including any product or service described in these materials. Amundi US does not provide investment advice or investment recommendations.

Please check the prospectus for Unit / Share classes suitable for Professional or Retail Clients.