

BSF Global Event Driven Fund
A2 U.S. Dollar
BlackRock Strategic Funds

Performance, Portfolio Breakdowns and Net Asset information as at: 31-Mar-2024. All other data as at: 10-Apr-2024.
This document is marketing material. For the Investors in LatAm. Investors should read the KIID/PRIIPs document and prospectus prior to investing, and should refer to the prospectus for the funds full list of risks.

FUND OVERVIEW

- The Fund aims to achieve a positive absolute return through a combination of capital growth and income on your investment.
- Under normal market conditions, the Fund will seek to gain at least 70% of its investment exposure through global equity securities (e.g. shares) and equity related securities. The Fund may also invest in fixed income (FI) securities (such as bonds), FI related securities, funds, money market instruments (MMIs) (i.e. debt securities with short-term maturities), deposits and cash.
- The Fund will employ a fundamentals-based investment process focussed on identifying investments that are undergoing a sufficiently defined catalyst event (e.g. announced mergers and acquisitions).

RISK INDICATOR



CAPITAL AT RISK: The value of investments and the income from them can fall as well as rise and are not guaranteed. Investors may not get back the amount originally invested.

KEY RISKS:

- Credit risk, changes to interest rates and/or issuer defaults will have a significant impact on the performance of fixed income securities. Potential or actual credit rating downgrades may increase the level of risk.
- The value of equities and equity-related securities can be affected by daily stock market movements. Other influential factors include political, economic news, company earnings and significant corporate events.
- Due to its investment strategy an 'Absolute Return' fund may not move in line with market trends or fully benefit from a positive market environment.
- Derivatives may be highly sensitive to changes in the value of the asset on which they are based and can increase the size of losses and gains, resulting in greater fluctuations in the value of the Fund. The impact to the Fund can be greater where derivatives are used in an extensive or complex way.
- Counterparty Risk: The insolvency of any institutions providing services such as safekeeping of assets or acting as counterparty to derivatives or other instruments, may expose the Fund to financial loss.
- Credit Risk: The issuer of a financial asset held within the Fund may not pay income or repay capital to the Fund when due.
- Liquidity Risk: Lower liquidity means there are insufficient buyers or sellers to allow the Fund to sell or buy investments readily.

KEY FACTS

Comparator[†] : ICE BofA 3-MO US Treasury Bill (GOO1) (USD)
Asset Class : Equity
Fund Launch Date : 04-Aug-2015
Share Class Launch Date : 05-Aug-2015
Share Class Currency : USD
Use of Income : Accumulating
Net Assets of Fund (M) : 2,373.43 USD
Morningstar Category : Event Driven
SFDR Classification : Other
Domicile : Luxembourg
ISIN : LU1251620883
Management Company : BlackRock (Luxembourg) S.A.
* or currency equivalent

FEES AND CHARGES

Annual Management Fee : 1.50%
Ongoing Charge : 1.86%
Performance Fee : 20.00%

DEALING INFORMATION

Minimum Initial Investment : 5,000 USD *
Settlement : Trade Date + 3 days
Dealing Frequency : Daily, forward pricing basis
* or currency equivalent

PORTFOLIO CHARACTERISTICS

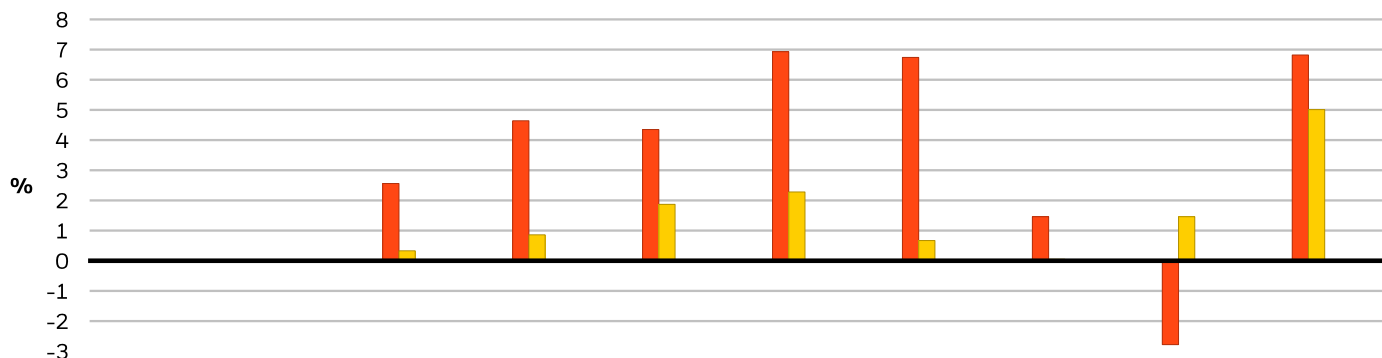
Price to Book Ratio : 2.29x
Price to Earnings Ratio : 19.63x
Standard Deviation (3y) : 5.34
3y Beta : 1.27
Number of Holdings : 268

PORTFOLIO MANAGEMENT

Mark McKenna

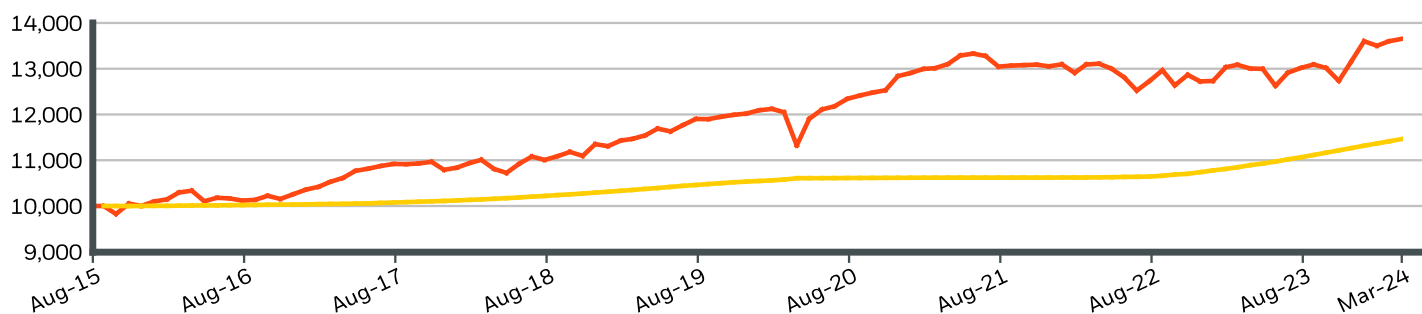
Not FDIC Insured - No Bank Guarantee - May Lose Value

CALENDAR YEAR PERFORMANCE



	2014	2015	2016	2017	2018	2019	2020	2021	2022	2023
Share Class	-	-	2.56	4.64	4.35	6.93	6.74	1.46	-2.78	6.82
Comparator ^{†1}	-	-	0.33	0.86	1.87	2.28	0.67	0.05	1.46	5.01

GROWTH OF HYPOTHETICAL 10,000 USD SINCE INCEPTION



CUMULATIVE & ANNUALIZED PERFORMANCE

	CUMULATIVE (%)					ANNUALISED (% p.a.)		
	1m	3m	6m	YTD	1y	3y	5y	Since Inception
Share Class	0.39	0.38	4.88	0.38	4.99	1.38	3.41	3.61
Comparator ^{†1}	0.45	1.29	2.68	1.29	5.24	2.58	2.02	1.59

The figures shown relate to past performance. Past performance is not a reliable indicator of current or future performance and should not be the sole factor of consideration when selecting a product or strategy. Share Class and Benchmark performance displayed in USD, hedged share class benchmark performance is displayed in USD. Performance is shown on a Net Asset Value (NAV) basis, with gross income reinvested where applicable. The return of your investment may increase or decrease as a result of currency fluctuations if your investment is made in a currency other than that used in the past performance calculation. **Source:** BlackRock

Share Class BSF Global Event Driven FundA2 U.S. Dollar
 Comparator^{†1} ICE BofA 3-MO US Treasury Bill (G001) (USD)

Not FDIC Insured - No Bank Guarantee - May Lose Value

Contact Us

For EMEA: +44 (0) 20 7743 3300 • www.blackrock.com • investor.services@blackrock.com

BSF Global Event Driven Fund

A2 U.S. Dollar

BlackRock Strategic Funds

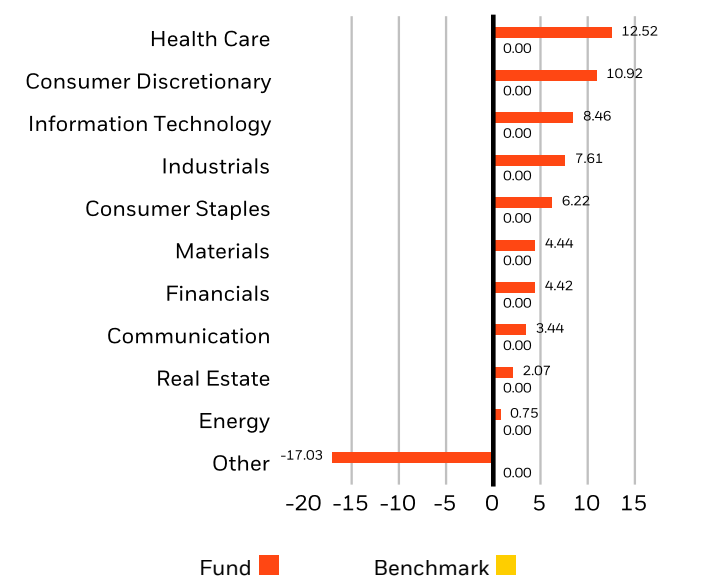


TOP 10 HOLDINGS (%)

PIONEER NATURAL RESOURCES COMPANY	6.48%
HESS CORP	3.82%
HOWMET AEROSPACE INC	3.68%
CAESARS ENTERTAINMENT INC	3.18%
COTY INC	2.93%
UNITED STATES STEEL CORP	2.29%
CATALENT INC	2.24%
CLOUD SOFTWARE GROUP INC	1.94%
BOMBARDIER INC	1.92%
DOUBLEVERIFY HOLDINGS INC	1.91%
Total of Portfolio	30.39%

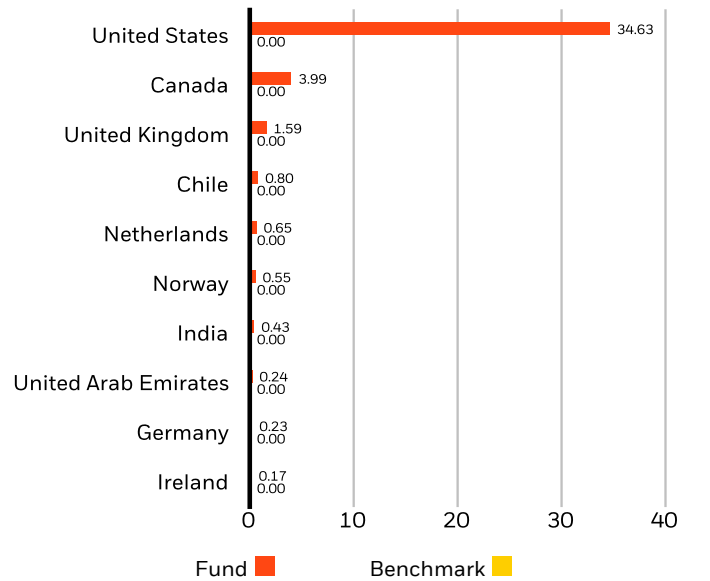
Holdings subject to change

SECTOR BREAKDOWN (%)



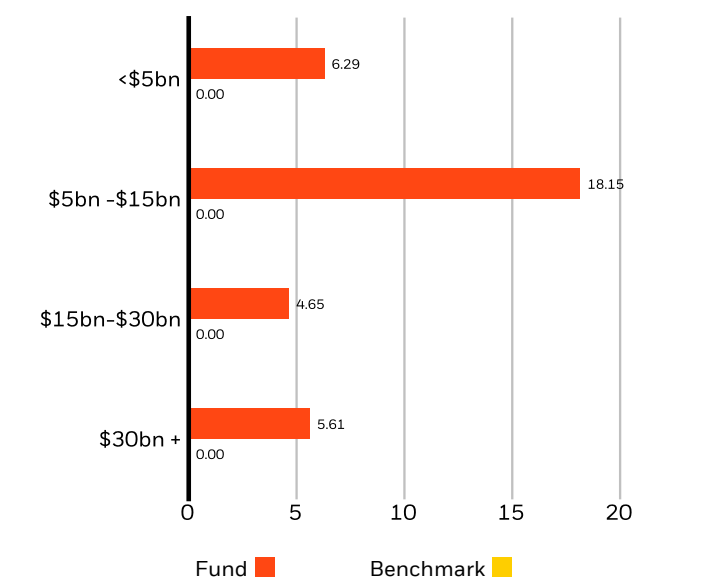
Allocations are subject to change. Source: BlackRock

GEOGRAPHIC BREAKDOWN (%)



Allocations are subject to change. Source: BlackRock

MARKET CAPITALIZATION (%)



Allocations subject to change. Source: BlackRock

Not FDIC Insured - No Bank Guarantee - May Lose Value

GLOSSARY

SFDR Classification: Article 8: Products that promote environmental or social characteristics and promote good governance practices.

Article 9: Products that have sustainable investments as an objective and follow good governance practices. **Other:** Products that do not meet the criteria to be classified as Article 8 or 9.

Price to Earnings: A valuation ratio of a company's current share price compared to its per-share earnings in the current forecast year, calculated as current share price divided by current earnings per share.

Price to Book Ratio: represents the ratio of the current closing price of the share to the latest quarter's book value per share.

IMPORTANT INFORMATION:

In the UK and Non-European Economic Area (EEA) countries: this is issued by BlackRock Investment Management (UK) Limited, authorised and regulated by the Financial Conduct Authority. Registered office: 12 Throgmorton Avenue, London, EC2N 2DL. Tel: + 44 (0)20 7743 3000. Registered in England and Wales No. 02020394. For your protection telephone calls are usually recorded. Please refer to the Financial Conduct Authority website for a list of authorised activities conducted by BlackRock.

BSF Funds: This document is marketing material. BlackRock Strategic Funds (BSF) is an open-ended investment company established and domiciled in Luxembourg which is available for sale in certain jurisdictions only. BSF is not available for sale in the U.S. or to U.S. persons. Product information concerning BSF should not be published in the U.S. BlackRock Investment Management (UK) Limited is the Principal Distributor of BSF and may terminate marketing at any time. In the UK, subscriptions in BSF are valid only if made on the basis of the current Prospectus, the most recent financial reports and the Key Investor Information Document, and in EEA and Switzerland subscriptions in BSF are valid only if made on the basis of the current Prospectus, the most recent financial reports and the Packaged Retail and Insurance-based Investment Products Key Information Document (PRIIPs KID) which are available in registered jurisdictions and local language where they are registered, these can be found at www.blackrock.com on the relevant product pages. Prospectuses, Key Investor Information Documents, PRIIPs KID and application forms may not be available to investors in certain jurisdictions where the Fund in question has not been authorised. Investors should understand all characteristics of the funds objective before investing. For information on investor rights and how to raise complaints please go to <https://www.blackrock.com/corporate/compliance/investor-right> available in in local language in registered jurisdictions.

For investors in Latin America: This material is for educational purposes only and does not constitute investment advice or an offer or solicitation to sell or a solicitation of an offer to buy any shares of any fund or security and it is your responsibility to inform yourself of, and to observe, all applicable laws and regulations of your relevant jurisdiction. If any funds are mentioned or inferred in this material, such funds may not be registered with the securities regulators of Argentina, Brazil, Chile, Colombia, Mexico, Panama, Peru, Uruguay or any other securities regulator in any Latin American country and thus, may not be publicly offered in any such countries. The securities regulators of any country within Latin America have not confirmed the accuracy of any information contained herein. No information discussed herein can be provided to the general public in Latin America. The contents of this material are strictly confidential and must not be passed to any third party.

Any research in this document has been procured and may have been acted on by BlackRock for its own purpose. The results of such research are being made available only incidentally. The views expressed do not constitute investment or any other advice and are subject to change. They do not necessarily reflect the views of any company in the BlackRock Group or any part thereof and no assurances are made as to their accuracy.

This document is for information purposes only and does not constitute an offer or invitation to anyone to invest in any BlackRock funds and has not been prepared in connection with any such offer.

© 2024 BlackRock, Inc. All Rights reserved. BLACKROCK, BLACKROCK SOLUTIONS and iSHARES are trademarks of BlackRock, Inc. or its subsidiaries in the United States and elsewhere. All other trademarks are those of their respective owners.

Not FDIC Insured - No Bank Guarantee - May Lose Value

Contact Us

For EMEA: +44 (0) 20 7743 3300 • www.blackrock.com • investor.services@blackrock.com