

GENERALI INVESTMENTS SICAV

SRI AGEING POPULATION - BX

30 July 2021



Marketing communication for Professional investors

KEY DATA

MANAGEMENT COMPANY	Generali Investments Luxembourg S.A.
INVESTMENT MANAGER	Sycamore Asset Management
FUND MANAGER	Giulia CULOT / Olivier CASSE
BENCHMARK	100% MSCI EUROPE (NR)
FUND TYPE	Sicav
DOMICILE	Luxembourg
SUB-FUND LAUNCH DATE	12/10/2015
SHARE CLASS LAUNCH DATE	16/10/2015
FIRST NAV DATE AFTER DORMANT PERIOD	No dormant period
CURRENCY	Euro
CUSTODIAN BANK	BNP Paribas Securities Services Luxembourg
ISIN	LU1234787205
BLOOMBERG CODE	GLSRIX LX
VALUATION	
AUM	581.00 M EUR
NAV PER SHARE	161.17 EUR
HIGHEST NAV OVER THE LAST 12 MONTHS	161.17 EUR
LOWEST NAV OVER THE LAST 12 MONTHS	119.95 EUR

FEES

SUBSCRIPTION FEE	max. 5%
MANAGEMENT FEE	0.7500%
CONVERSION FEE	max. 5%
REDEMPTION FEE	max. 1%
PERFORMANCE FEE	n.a.
ONGOING CHARGES	0.9200%

CATEGORY AND RISK PROFILE

CATEGORY	Equity
-----------------	--------

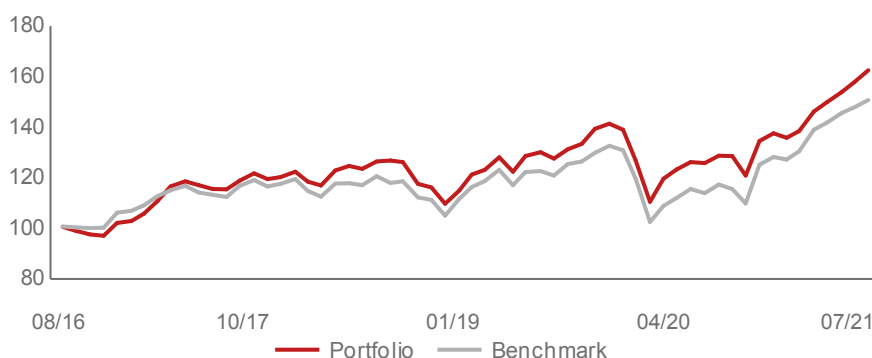
1	2	3	4	5	6	7
Lower risk			Higher risk			
Potentially lower rewards			Potentially higher rewards			

The risk and reward category shown is not guaranteed to remain unchanged and the categorisation of the sub fund may shift over time. For more information about risk, please see the KIID and Prospectus.

INVESTMENT OBJECTIVE AND POLICY

The objective is to outperform its Benchmark and provide a long-term capital appreciation. The fund has a sustainable investment objective as the SRI process is designed to invest into listed companies which (i) contribute to social objectives linked to the long-term trend of ageing population and structured around three pillars Healthcare, Pensions & Savings and Consumer Goods (ii) do not significantly harm any other social or environmental objectives and (iii) follow good governance practices. The fund is a SRI labelled European thematic equity fund focused on providing long term and positive impact aimed at the demographic trend of an ageing population. The Fund shall invest at least 90% of its net assets in listed equities issued by European companies compliant with the SRI process. ESG analysis, being fully integrated into the investment process, is conducted, on an ongoing basis, through the "SPICE" methodology. The Investment Manager has full discretion over the composition of the Fund's portfolio. The fund may use financial instruments and derivatives for hedging purposes, for efficient portfolio management purposes and for investment purposes. The underlyings of such derivatives are subject to the SRI process.

PERFORMANCE ANALYSIS AT 30 JULY 2021



	1M	YTD	1YR	3YR	5YR	3YR P.A.	5YR P.A.
Portfolio	2.88	18.03	29.10	28.39	62.77	8.69	10.22
Benchmark	1.86	17.50	32.13	24.78	51.86	7.66	8.70
Excess return	1.03	0.53	-3.03	3.61	10.91	1.03	1.52

	SI	SI P.A.	2020	2019	2018	2017	2016
Portfolio	61.17	8.59	-2.68	28.69	-8.70	17.68	-4.33
Benchmark	46.42	6.81	-3.32	26.05	-10.57	10.61	1.69
Excess return	14.74	1.78	0.64	2.64	1.87	7.07	-6.02

	07/21-07/20	07/20-07/19	07/19-07/18	07/18-07/17	07/17-07/16
Portfolio	29.10	-3.29	2.84	9.31	15.97
Benchmark	32.13	-7.06	1.61	6.44	14.33
Excess return	-3.03	3.77	1.23	2.87	1.64

KEY FEATURES

- Benefits from a thematic investment approach focusing on the "grey power" and companies exposed to this demographic shift, expected to generate above than average returns over the mid to long term
- Invests in a portfolio of European stocks with exposure to the theme in Europe but also globally
- SFDR Classification - Art. 9: The fund has sustainable investment as its objective and an index has been designated as a reference benchmark.

Past performance is not a guide to future performance and may be misleading. The performances are shown net of fees and expenses over the relevant period. All performance figures reflect the reinvestment of dividends and do not take into account the commissions and costs incurred on the issue and redemption of shares/parts. Please see the important information at the end of this document. Investing in the fund/sub-fund involves risks including the possible loss of capital. Please read the KIIDs and the prospectus to find out about these risks. Legal information concerning the fund/sub-fund are available on the website: www.generali-investment.com
The Fund had no reference Benchmark from 10/07/2017 until 01/10/2020

FUND MANAGER'S COMMENTS

European equity markets displayed positive return for the sixth consecutive month in July, underpinned by a very strong reporting season for Q2 and H1 results. Growth stocks continued to outperform but the sector picture was more mixed with Basic Resources, Real Estate, Media and Diversified Financials among the best performers and Oil&gas, Retail, Auto and Banks among the detractors.

Still structured on three investment pillars (Healthcare, Pension & Savings and Consumers), our investments in the sub-fund GIS SRI Ageing Population were reinforced with the focus on the contribution of the invested companies to social objectives linked to the ageing of the population, such as health, ageing well, living better lives and providing solutions to the challenges of ageing societies.

The strong outperformance of the sub-fund compared to its benchmark in July (at around +100bp) and over the last 5 months mainly came from our selection process. It offset the underperformance witnessed early 2021 as a consequence of the Value style rally seen in January – February.

Selected names that contribute positively to the **HEALTH** of seniors performed well in July even if the whole European Healthcare sector didn't emerge as a clear winner over the period with a performance in line with the MSCI Europe index. Novo Nordisk stood out in the Pharma segment with a +10% return. The strong confidence of investors in Novo's growth prospects in Diabetes (especially with its GLP1 franchise) and its ability to generate revenue in other specialties (in obesity or cardiovascular disease, as illustrated by the recent successful launch of Wegovy or the partnership with Prothena in rare heart disease ATTR amyloidosis) drove its share price to new record high. Carl Zeiss Meditec and Straumann in Medical Equipment also posted double digit gain over the month (respectively +15% and +16%). These companies have in common to be high long-term growth stories with a more conjectural support from the pent-up demand.

The **AGEING WELL** component witnessed a more mixed situation. On one side, stocks in Nutrition such as DSM and Symrise jumped by respectively 8% and 6% (ahead of Q2 results) and on the other side, players in Life & Health Insurance lost ground. In addition to stock specific news, the unexpected decline in US interest rate hit the Insurance sector in July leading the whole sector to significantly underperform the market (and financial names) in 2021. Historically, the second half of the year is more supportive for the segment and some catalysts are expected for selected names in portfolio (e.g. Prudential with the demerger of Jackson). In the Wealth & Asset Management sub-segment, Amundi rose 5%, helped by buoyant financial markets, cost discipline and promising perspectives for its international divisions.

Similarly, the **LIVING WELL** category displayed contrasted performances. The Safety & Home Automation segment was the best performer with Legrand and Assa Abloy up 6%. Both companies benefit from their strong market share in their respective markets, enabling to adjust prices upwards in an adverse inflationary environment where input costs are under pressure. Consequently, the French specialist in electrical and digital building infrastructures lifted its organic growth guidance for the full year and remains confident to improve its profitability at around 20%. The Personal Care segment performance was affected by the publication and the outlook of Unilever in terms of operating margin. In the first half of the year, input cost inflation weighed on its operating margin (100bp lower compared to the same period last year) and the outlook remain challenging. Its share price lost 2% (similar headwinds for Beiersdorf and Ontex, both down respectively 2% and 10%). The Travel & Leisure segment was helped by Trigano, up 5% following stellar quarterly sales (up 155% year-on-year in the motorhomes division) that benefit from the increased consumers interest in outdoor leisure in Europe.

Performances in the last category, composed of companies that offer **SOCIAL SOLUTIONS** to the challenges of ageing societies, were very positive in the Medical Innovation segment. Polypeptide Group, Dassault Systemes and RELX jumped respectively 18%, 14% and 11%.

The top relative contributors in portfolio in July were as follows:

- Positive: Dassault Systemes, Straumann, Merck Kgaa, DSM and Carl Zeiss Meditec
- Negative: Philips, Accor, Beiersdorf, Ontex and Scor

Portfolio Activity

The breakdown of the portfolio remained almost unchanged and at the end of July. The respective weightings of Health, Ageing Well, Better Living and Social Solutions segments stood at respectively 26%, 31%, 24% and 19%.

New lines in Mister Spex and Alcon were initiated. Both names should deliver significant sales and profit growth in the coming years in the buoyant optical market. At the opposite, we took profit on Sonova following the stellar YTD performance at +50%, illustrating the successful launch of its new products platform.

HOLDINGS & TRANSACTIONS

TOP 10 EQUITY

HOLDING	SECTOR	GROSS %
MERCK KGAA (MRK GY)	Health Care	4.12%
L'OREAL (OR FP)	Consumer Staples	3.47%
KONINKLIJKE DSM NV (DSM NA)	Materials	3.34%
DASSAULT SYSTEMES SE (DSY FP)	Information Technology	3.29%
SCHNEIDER ELECTRIC SE (SU FP)	Industrials	3.04%
ROCHE HOLDING AG-GENUSSCHEIN (ROG)	Health Care	2.72%
LVMH MOET HENNESSY LOUIS VUI (MC FP)	Consumer Discretionary	2.70%
BEIERSDORF AG (BEI GY)	Consumer Staples	2.54%
KONINKLIJKE PHILIPS NV (PHIA NA)	Health Care	2.49%
JULIUS BAER GROUP LTD (BAER SE)	Financials	2.42%
Total Top 10 (%)		30.12%
Total Top 20 (%)		51.64%

RATIOS

PERFORMANCE AND RISK ANALYSIS - SYNTHESIS

	1YR	3YR	5YR	SI
Standard Deviation Ptf	14.38	19.65	16.50	17.43
Standard Deviation Bmk	14.35	20.69	17.36	18.47
Tracking Error	3.87	4.14	4.04	4.38
Alpha	-0.03	0.02	0.04	0.04
Beta	0.97	0.93	0.92	0.92
R-squared	0.93	0.96	0.95	0.94
Information Ratio	-0.78	0.19	0.37	0.41
Sharpe Ratio	1.81	0.44	0.61	0.49
Treynor Ratio	30.47	9.11	9.72	7.27
Sortino Ratio	3.32	0.59	0.83	0.69

NUMBER OF STOCKS

	FUND	BENCHMARK
Number of Positions (ex derivatives)	73	432
Out of Benchmark positions	64	-
Active Share	100.10	-
Number of derivative positions	1	-
Equity Derivatives	1	-
Total number of positions	74	432

DRAWDOWN

	SINCE INCEPTION
Maximum drawdown (%)	-29.6
Peak to trough drawdown (dates)	Feb 20 - Mar 20
Length (in days)	35
Recovery Period (in days)	364
Worst Month	March 2020
Lowest Return	-12.9
Best Month	November 2020
Highest Return	11.3

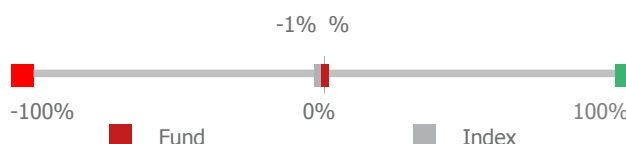
ESG FOOTPRINT

	FUND	BENCHMARK
ESG	3.4	3.3
Environment	3.3	3.2
Social	3.5	3.3
Governance	3.5	3.4

Carbon Footprint	58	194
-------------------------	----	-----

in t eq. CO₂/year/€m of capitalization















NET ENVIRONMENTAL CONTRIBUTION



























The NEC – Net Environmental Contribution measures the extent to which business models are aligned with the energy and environmental transition and with the targets set in relation to climate change. (NEC 1.0 calculated by Sycomore AM for years 2017 to 2019).

BREAKDOWNS

■ Fund ■ Benchmark ■ Relative

CURRENCY	NET		RELATIVE	
EUR	71.9%		20.8%	
CHF	12.2%		-3.2%	
GBP	10.8%		-11.5%	
DKK	3.3%		-0.8%	
SEK	1.1%		-4.9%	
USD	0.7%		0.6%	
NOK	0.9%		-0.9%	

SECTOR	NET		RELATIVE	
Health Care	29.0%		15.6%	
Financials	20.3%		4.9%	
Consumer Discretionary	14.9%		2.6%	
Industrials	11.9%		-3.9%	
Consumer Staples	6.5%		-5.9%	
Materials	6.5%		-2.0%	
Information Technology	4.9%		-3.7%	
Others	1.2%		-12.5%	
Cash	4.8%			

MARKET CAP	NET		RELATIVE	
Over 30 bn	44.6%		-17.2%	
5-30 bn	37.2%		6.5%	
Under 5 bn	13.4%		5.9%	
Cash	4.8%			

DEALING DETAILS

CUT OFF TIME	T at 1 pm (T being the dealing day)
SETTLEMENT	T+3
VALUATION	Daily
NAV CALCULATION	Day +1
NAV PUBLICATION	Day +1

LABELS / REWARDS



awarded by AFNOR in 2020:



Generali Investments Sivav (GIS) SRI Ageing Population fund ranked 2nd in the category "Equity Thematic funds" at the Italian SRI Awards 2019.



awarded one star by FNG in 2021 as sustainable investment vehicle

Label ISR 2020-2023 (SRI Label) for GIS SRI Ageing Population

The SRI Label is a tool for choosing sustainable and responsible investments. Created and supported by the Finance Ministry of France, the label goal is to increase the visibility of SRI products among savers in France and Europe. Detailed information on the Label ISR and the methodology can be found here: <https://www.lalabelisr.fr/en>

Source: Generali Investments Partners S.p.A. Società di gestione del risparmio, 2020. Please be aware that the Risk and Reward Profiles of the sub-fund is category 6" as indicated in the KIID for the Generali Investments Sicav (GIS) SRI Ageing Population.

For more information about the risks of the subfunds, please refer to the risk section of the prospectus. The risk category associated with the subfunds is not guaranteed and may change over time.

Source: ETicaNews, November 2019. SRI Awards are assigned on the basis of a proprietary quantitative model, which integrates 3 factors: MSCI ESG score; performance and risk over 3 years; governance. Please refer to the following website to find out more about the awards and the methodology: <http://www.salonesri.it/awards/>

FNG Label 2021 for GIS SRI Ageing Population by the Forum Nachhaltige Geldanlagen e. V. (FNG) for sustainable investments in the German-speaking countries for its particularly ambitious and comprehensive sustainability strategy, which gained it additional points in the areas of institutional credibility, product standards, and transformation & impact.

The FNG Label is the SRI quality standard on the German speaking markets. Its holistic approach is based on a minimum standard. These minimum requirements consist of transparency and process criteria, the exclusion of weapons, nuclear power, coal, fracking, oil sands and the inclusion of provision for the four areas of the UN Global Compact: human rights, labour, environment and anti-corruption. Additionally, portfolio holdings have to be analysed on ESG-criteria. Building on these, the multi-grade model gives funds the opportunity to score additional points in the areas of institutional credibility, product standards, and transformation & impact. The auditor of the FNG Label is the University of Hamburg. GNG (Gesellschaft für die Qualitätssicherung Nachhaltiger Geldanlagen mbH) is responsible for handling organisational matters. Further information on the FNG Label can be found at www.fng-siegel.org.

Important Information

The sub-fund is part of Generali Investments SICAV (an investment company qualifying as a "société d'investissement à capital variable" with multiple sub-funds under the laws of the Grand Duchy of Luxembourg) managed by Generali Investments Luxembourg S.A. who appointed Generali Investments Partners S.p.A. Società di gestione del risparmio as investment manager. The information contained in this document is only for general information on products and services provided by Generali Investments Partners S.p.A. Società di gestione del risparmio. It shall under no circumstance constitute an offer, recommendation or solicitation to subscribe units/shares of undertakings for collective investment in transferable securities or application for an offer of investments services. It is not linked to or it is not intended to be the foundation of any contract or commitment. It shall not be considered as an explicit or implicit recommendation of investment strategy or as investment advice. Before subscribing an offer of investment services, each potential client shall be given every document provided by the regulations in force from time to time, documents to be carefully read by the client before making any investment choice. Generali Investments Partners S.p.A. Società di gestione del risparmio, periodically updating the contents of this document, relieves itself from any responsibility concerning mistakes or omissions and shall not be considered responsible in case of possible damages or losses related to the improper use of the information herein provided. Past performance is not a guarantee of future performance and the sub-fund presents a risk of loss of capital. No assurance is released with regard to the approximate correspondence of the future performances with the ones above mentioned. Before adopting any investment decision the client shall carefully read, if applicable, the subscription form, and the offering documentation (including the KIID, the prospectus, the fund regulation or by-laws as the case may be), which must be delivered before subscribing the investment. The offering documentation is available at any time, free of charge and in the relevant languages on our website (www.generali-investments.com), on Generali Investments Luxembourg S.A. (Management Company of Generali Investments SICAV) website (www.generali-investments.lu), and by distributors. An hardcopy of the offering documentation may also be requested to the Management Company, free of charge. Generali Investments is a commercial brand of Generali Investments Partners S.p.A. Società di gestione del risparmio, Generali Insurance Asset Management S.p.A. Società di gestione del risparmio, Generali Investments Luxembourg S.A. and Generali Investments Holding S.p.A.. Generali Investments is part of the Generali Group which was established in 1831 in Trieste as Assicurazioni Generali Austro-Italiche.

Please see the important information at the end of this document. Investing in the fund/sub-fund involves risks including the possible loss of capital. Please read the KIIDs and the prospectus to find out about these risks. Legal information concerning the fund/sub-fund are available on the website: www.generali-investment.com

Certain information in this publication has been obtained from sources outside of Generali Investments Partners S.p.A. Società di gestione del risparmio. While such information is believed to be reliable for the purposes used herein, no representations are made as to the accuracy or completeness thereof.