

Portfolio objective

The investment objective is to provide income with the potential for capital growth over the medium term.

Performance

The fund aims to provide investors with 5% income per annum with potential for capital growth over the medium term.

Past performance does not predict future returns.

Cumulative performance (%)

	1MO	3MO	YTD	1Y	3Y	5Y	7Y	10Y	SI
Return (Net)	2.63	2.99	2.99	12.44	7.29	20.47	30.09		43.44

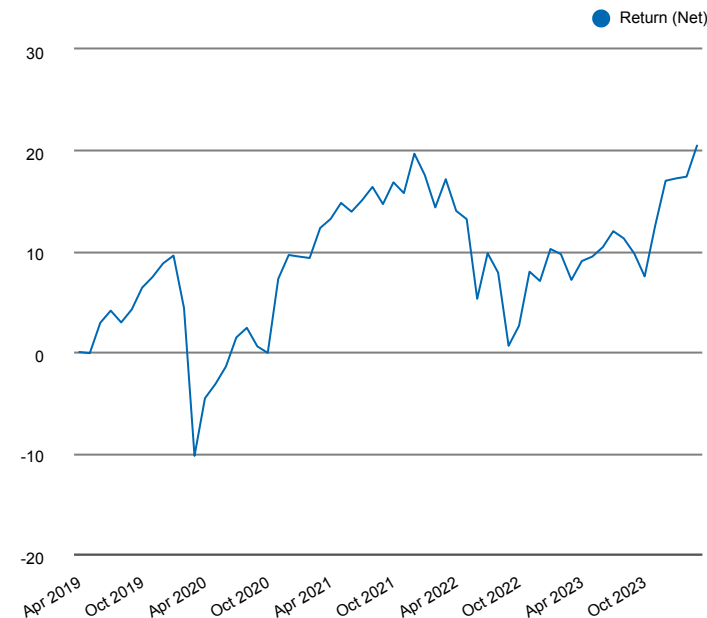
Discrete annual performance (%)

The table below shows performance over rolling discrete 12-month periods.

	2024	2023	2022	2021	2020
Return (Net)	12.44	-8.52	4.31	25.18	-10.30

	2019	2018	2017	2016	2015
Return (Net)	4.78	3.05			

Cumulative five-year performance



Source: Aegon Asset Management UK. NAV to NAV, noon prices, income reinvested, net of ongoing charges, excluding entry or exit charges.

Key facts

Investment Vehicle	Aegon Asset Management Investment Company (Ireland) plc
Fund Managers	Vincent McEntegart, Jacob Vijverberg
Fund Launch	21 April 2016
Share Class Launch	21 April 2016
Sector	
SFDR Classification	8
Fund Base Currency	EUR
Fund Size	120,112,989
NAV	14.34
Fund Structure	OEIC
Investment Manager	Aegon Asset Management UK
SEDOL	BYYPFG9
ISIN	IE00BYYPFG98
Dividend Strategy	No dividend distribution
Valuation Point	12:00 GMT

Costs

Initial Charge	0.00%
Management Fee	0.55%
Ongoing Charges Fee	0.72%

The ongoing charge figure is based on the actual expenses incurred in the 12-month period concluding at the end of last month. The cost of investing will impact your investment. The return will be reduced by the fees and expenses that may be incurred in managing the investment. Fees may have a compounding effect.

Risk and reward profile

1	2	3	4	5	6	7
Lower risk / potentially lower rewards					Higher risk / potentially higher rewards	

Portfolio data

	Portfolio
Number of Securities	139
Historic Yield (%)	n/a
Effective Duration (Yrs)	2.05
Spread Duration (Yrs)	1.50
Volatility (%)	5.90
Sharpe Ratio (%)	0.87
Beta	

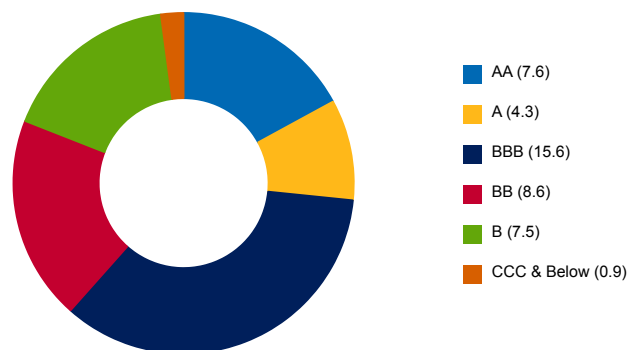
Asset allocation

	Portfolio (%)
Bond	44.6
Equity	33.9
Listed Property	4.5
Specialist Income	10.5
Cash & Cash Equivalents	6.6

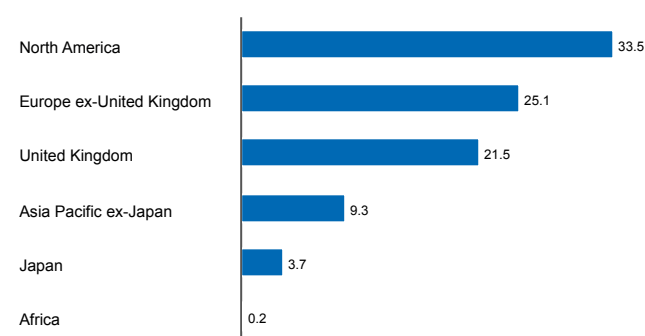
Currency allocation

	Portfolio Pre-hedge (%)	Portfolio Post-hedge (%)
USD	39.2	11.1
EUR	23.0	95.8
GBP	22.8	-5.9
JPY	4.3	-0.0
CHF	3.2	-0.0

Bond credit quality breakdown (%)



Regional allocation (%)



Top 3 bond holdings

	Portfolio (%)
UNITED STATES TREASURY 4.75% 2043-11-15	3.3
UNITED STATES TREASURY 4.5% 2033-11-15	1.6
UNITED STATES TREASURY 3.875% 2033-08-15	1.5

Top 3 equity holdings

	Portfolio (%)
LEGAL AND GENERAL GROUP PLC	2.0
TAIWAN SEMICONDUCTOR MANUFACTURING	1.9
MICROSOFT CORP	1.7

Top 3 listed property holdings

	Portfolio (%)
CAPITALAND ASCENDAS REIT	1.0
JAPAN HOTEL INVESTMENT REIT CORP	0.9
SEGRO REIT PLC	0.6

Top 3 specialist income holdings

	Portfolio (%)
SSE PLC	1.6
INFRATIL LTD	1.2
GREENCOAT UK WIND PLC	1.2

Disclosures

For Retail Investors. Capital is at risk.

This fund is a medium to long-term investment and your capital is at risk. Any investment objective, performance benchmark and yield information should not be considered as an assurance or guarantee of the performance of the fund or any part of it. An initial charge reduces the amount available for investment. Investors should be aware that funds denominated in a currency other than investors' home state currency are subject to currency fluctuations which may decrease returns. Please be aware that each fund presents its own risk profile. Material risks for this fund are: Credit; Liquidity; Counterparty; Other Markets; Foreign Exchange, Interest Rate and Derivatives. Please read the KIID for an explanation and refer to the prospectus for information about all relevant risks.

Past performance does not predict future returns. Outcomes, including the payment of income, are not guaranteed. Distributions Disclosure: The figures shown are the declared distribution per share in the share class currency, over the period disclosed.

Distributions are not guaranteed and should not be relied upon as being representative of future distributions. Monthly income distributions may be withheld or reduced to smooth variations from month to month. Different share classes may produce different distributions.

This is a marketing communication. Please refer to the Prospectus of the UCITS and to the KIID before making any final investment decisions. The relevant documents can be found at aegonam.com. The principal risk of this product is the loss of capital.

All data is sourced to Aegon Asset Management unless otherwise stated. The document is accurate at the time of writing but is subject to change without notice. Data attributed to a third party ("3rd Party Data") is proprietary to that third party and/or other suppliers (the "Data Owner") and is used by Aegon Investment Management B.V. under license. 3rd Party Data: (i) may not be copied or distributed; and (ii) is not warranted to be accurate, complete or timely. None of the Data Owner, Aegon Investment Management B.V. or any other person connected to, or from whom Aegon Investment Management B.V. sources, 3rd Party Data is liable for any losses or liabilities arising from use of 3rd Party Data.

Aegon Asset Management Investment Company (Ireland) Plc (AAMICI) is an umbrella type open-ended investment company which is authorised and regulated by the Central Bank of Ireland. Aegon Investment Management B.V. (Aegon AM NL) is the appointed management company. Aegon AM NL is registered with and supervised by the Dutch Authority for Financial Markets (AFM). [Aegon AM NL's German branch markets AAMICI in Germany, Austria and Switzerland, is registered with and supervised by the AFM and supervised by BaFin in Germany. Aegon AM NL's branch in Spain markets AAMICI in Spain, Italy and Switzerland. Aegon AM NL's Spanish branch is registered with and supervised by the AFM and is supervised by the CNMV in Spain]. [For Switzerland, AAMICI is a UCITS which is authorised for distribution by FINMA as a Foreign Collective Investment Scheme. The Disclosures are available from www.aegonam.com or from the Representative and Paying Agent in Switzerland, CACEIS (SA) Switzerland, Chemin de Precossy 7-9, CH-1260 Nyon / VD, Suisse, Phone: +41 22 360 94 00, Fax: +41 22 360 94 60].

Aegon AM UK markets AAMICI in the UK and otherwise outside of the EEA. Aegon Asset Management UK plc (Aegon AM UK) is authorised and regulated by the Financial Conduct Authority.

Please note that not all sub-funds and share classes may be available in each jurisdiction. This content is marketing and does not constitute an offer or solicitation to buy any fund(s) mentioned. No promotion or offer is intended other than where the fund(s) is/are authorized for distribution.

Please visit <https://www.aegonam.com/en/contact/> for an English summary of investor rights and more information on access to collective redress mechanisms.

Please visit <https://www.aegonam.com/en/glossary/> for definitions of the financial jargon and common investment terminology used within Aegon Asset Management's investment reports.

Dealing

You can deal in shares from 08:30 to 17:30 hours GMT (09:30 to 18:30 CET) on any dealing day (except for, unless the Board of Directors decides otherwise, the last working day before Christmas Day, UK and Irish bank holidays and other days at the Board of Directors discretion). The Portfolio is valued at 12 noon GMT (13:00 CET) (the valuation point) on each business day. Orders received before 11:00 GMT (12:00 CET) will be based on the price calculated at that day's valuation point. Orders received after 11:00 GMT (12:00 CET) will be based on the price calculated at the next valuation point.

Dealing desk enquiries: + 353 1 622 4493

For further information on the Portfolio, including legal documents and details of all available share classes: www.aegonam.com/funds