

First Trust US Equity Income UCITS ETF

The Fund is a passively managed index-tracking fund that seeks to provide investors with investment results that correspond generally to the price and yield of the NASDAQ US High Equity Income Index (the "Index"), before fees and expenses. The Index employs a rules-based stock selection methodology which uses fundamental screens and a plough-back based weighting methodology to objectively select dividend-paying stocks from the NASDAQ U.S. Benchmark Index.

Performance

The figures shown relate to past performance and do not predict future returns

Performance Since Inception (%)

■ Dist USD



Performance Summary (%)	1 M	3 M	YTD	1 Y	3 Y	5 Y	Since Inception
Dist USD	7.10	5.52	5.52	22.96	8.12	10.51	10.02
Tracking Index	7.08	5.53	5.53	22.87	8.05	10.39	9.97

Performance for periods under one year is cumulative and over one year is annualised.


12-Month Performance Periods (%)	31.03.19 31.03.20	31.03.20 31.03.21	31.03.21 31.03.22	31.03.22 31.03.23	31.03.23 31.03.24
Dist USD	-31.79	91.15	10.64	-7.88	22.96
Tracking Index	-32.17	91.56	10.76	-7.31	22.87

Fund performance is the performance of the share class since its inception, shown net of fees including re-invested dividends in the base currency of the share class which is in USD. Performance can go up as well as down, and investors may lose some or all of their capital. Returns may increase or decrease as a result of currency and exchange rate fluctuations. Please refer to the 'Risks' section on Page 3 for more details on risks associated with an investment in the fund.

¹The ongoing charges figure is based on the Fund's annual management fee, whereby the Investment Manager is responsible for the costs involved in running the Fund. In the event that the Fund's running costs exceed the stated figure the Investment Manager shall pay the excess from its own assets. The Investment Manager has undertaken to waive 0.10% of its annual management fee of 0.65% until 18 May 2024. The ongoing charges figure excludes portfolio transaction costs. Details of the transaction costs are available from your broker or financial advisor and at www.ftgportfolios.com. The figure may vary from year to year.

UINC	Dist USD
ISIN	IE00BZBW4Z27
Asset Class	Equity
Fund Inception	14.04.2016
Share Class Inception	14.04.2016
Ongoing Charges ¹	0.55%
Base Currency	USD
Trading Currency	USD
Income Treatment	Distributing
Total Fund AUM	\$308.24 million
Outstanding Shares	8,063,468
UCITS Compliant	Yes
Domicile	Ireland
Investment Manager	First Trust Advisors
Rebalance Frequency	Monthly
Replication Method	Physical - Full Replication
SFDR Classification	Article 6
Tracking Index	Nasdaq US High Equity Income NTR Index

RISK AND REWARD PROFILE



The Synthetic Risk and Reward Indicator (SRRI) illustrates a fund's risk and reward profile through a number between 1 and 7.

Trading Information

Exchange	Ccy	Ticker	SEDOL
London Stock Exchange	USD	UIND LN	BPLFHM9
London Stock Exchange	GBP	UINC LN	BYXZHC0

✓ ISA ✓ SIPP ✓ UK Reporting Status

Frequency	Quarterly
Pay Dates	Mar, Jun, Sep, Dec
Distribution Rate	3.10%
Last Distribution	\$0.2608 per share

Distribution Rate is calculated by dividing the sum of the previous 12 month distributions by the NAV price at the end of the period. Distribution Rates may vary.

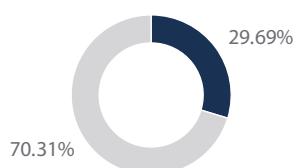
Portfolio

TOP 10 HOLDINGS (%)

Diamondback Energy, Inc.	3.32
Fifth Third Bancorp	3.25
Regions Financial Corporation	3.21
The PNC Financial Services Group, Inc.	3.12
Devon Energy Corporation	2.99
M&T Bank Corporation	2.98
Huntington Bancshares Incorporated	2.86
HP Inc.	2.75
United Parcel Service, Inc.	2.62
Truist Financial Corporation	2.59

Top 10 holdings as a percentage of Total Net Assets. Portfolio Holdings are subject to change at any time. References to specific securities should not be construed as a recommendation to buy or sell and should not be assumed profitable.





Top 10 Holdings as % of Total



SECTOR ALLOCATION (%)

Financials	44.55	
Energy	18.01	
Consumer Staples	6.76	
Consumer Discretionary	6.21	
Health Care	5.31	
Communication Services	5.16	
Materials	3.75	
Industrials	2.88	
Information Technology	2.76	
Real Estate	2.74	
Utilities	1.87	

COUNTRY ALLOCATION (%)

 United States	98.22
 The Netherlands	1.47
 Marshall Islands	0.30
 Bermuda	0.01

FUND CHARACTERISTICS

Max Market Cap	\$461.2bn
Median Market Cap	\$4.8bn
Min Market Cap	\$0.4bn
Price/Earnings	11.61
Price/Book	1.58
Price/Cash Flow	8.20
Price/Sales	1.51

- The NASDAQ US High Equity Income Index is a modified value-weighted index designed by Nasdaq, Inc. ("Nasdaq") to objectively identify and select stocks from the NASDAQ US Benchmark Index.
- The index begins with the eligible companies in the NASDAQ US Benchmark Index. Companies are selected based on factors such as liquidity, dividend yield and dividend growth.
- To be eligible for inclusion in the Index, the companies must meet stringent eligibility criteria and exhibit the ability to increase dividends: i. exclude stocks in the bottom quintile by return on assets; ii. long term debt to assets less than 75%; iii. three-year dividend pay-out ratio less than 90%; iv. positive free cash flow.
- Eligible securities that pass the above screens are selected for inclusion and are weighted by "net income minus dividends paid" or "plough back", subject to a maximum weight of 3%.
- The Index stocks are rebalanced and reconstituted semi-annually.
- The Index is divided into six separate sub-portfolios, each of which receives 16.67% of the total Index weight.
- Each sub-portfolio is rebalanced and reconstituted on a separate semi-annual schedule so that one sub-portfolio is rebalanced each calendar month. The sub-portfolios are rebalanced to their ideal weights of 16.67% once a year in December.

Risks

- **The Fund may not achieve its investment objective and the value of shares in the Fund may fall.**
- Neither First Trust Global Portfolios Management Limited ("FTGPM") nor any of its affiliates, guarantees the performance or the future returns of the Fund.
- There is no assurance that the Index will continue to be calculated and published on the basis described in the Prospectus. In addition, the Fund's return may not match the return of the Index.
- See also the description of the risks applicable to the Fund in "Risk Factors" in the Prospectus.

Important Information

This marketing communication is issued by First Trust Global Portfolios Management Limited ("FTGPM") whose place of business is Fitzwilliam Hall, Fitzwilliam Place, Dublin 2, D02 T292. FTGPM is authorised and regulated by the Central Bank of Ireland ("CBI") (C185737). The Fund is also regulated by the CBI.

Nothing contained herein constitutes investment, legal, tax or other advice and it is not to be solely relied on in making an investment or other decision, nor does the document implicitly or explicitly recommend or suggest an investment strategy, reach conclusions in relation to an investment strategy for the reader, or provide any opinions as to the present or future value or price of any fund. It is not an invitation, offer, or solicitation to engage in any investment activity, including making an investment in the Fund, nor does the information, recommendations or opinions expressed herein constitute an offer for sale of the Fund.

The Fund is an open-ended sub-fund of First Trust Global Funds PLC (the "Company"), an umbrella UCITS fund with segregated liability between sub-funds, incorporated with limited liability as an investment company with variable capital under the laws of Ireland with UCITS registered number 514357.

The material in this marketing communication is not comprehensive and must therefore be read in conjunction with the Fund's prospectus and the UCITS key investor information document ("KIID") or the PRIIPS key information document ("KID") which contain material information not contained herein, including the terms of investment and information regarding investment risks and restrictions, fees and expenses and conflicts of interests. Potential investors should pay particular attention to the risk disclosures in the "Risk Factors" section of the Fund's prospectus (available in English) and KIIDs (available for each share class of each of the sub-funds of the Company and in one of the official languages of each of the EU Member States into which each sub-fund has been notified for marketing under the Directive 2009/65/EC (the UCITS Directive)). No assurance can be given that the Fund's investment objective will be achieved or that the Fund will generate a positive return. Please contact FTGPM or visit

www.ftglobalportfolios.com to obtain a prospectus and/or KIID/KID. Investors and potential investors can obtain a summary in English of investor rights and information on access to collective redress mechanisms in the event of litigation at the following website: https://www.ftglobalportfolios.com/Content/SUMMARY_OF_INVESTOR_RIGHTS.

The Fund is currently notified for marketing into a number of EU Member States under the UCITS Directive. The Company may however decide to terminate the arrangements made for the marketing of any share class of the Fund at any time using the process contained in the UCITS Directive.

Any UCITS ETF's units / shares purchased on the secondary market cannot usually be sold directly back to UCITS ETF. Investors must buy and sell units / shares on a secondary market with the assistance of an intermediary (e.g. a stockbroker) and may incur fees for doing so. In addition, investors may pay more than the current net asset value when buying units / shares and may receive less than the current net asset value when selling them.

The Company's portfolio holdings policy is designed to be transparent, whilst being in the best interest of the Fund and protecting the confidentiality of each Fund's portfolio holdings. The full portfolio holdings for the Fund shall generally be available daily, with a one-day lag, on www.ftglobalportfolios.com. Any portfolio holdings information which may otherwise be provided on request shall be provided on a confidential basis.

The NASDAQ US High Equity Income Index is a trademark of Nasdaq, Inc. and has been licensed for use by First Trust Portfolios L.P., and sub-licensed for use by First Trust Global Funds PLC. The ETF is not sponsored, endorsed, sold or promoted by Nasdaq and Nasdaq makes no representation or warranty regarding the advisability of investing in the ETF or as to the result to be obtained by any person from use of the Index in connection with the trading of the ETF.