

Strategy

The fund is an inflation-oriented multi-asset strategy. It aims to deliver long-term capital growth across market cycles using an investment approach informed by the inflation environment. The fund seeks to generate growth from a diverse range of asset classes and investment strategies. It invests in equity, fixed income, and alternative assets, including commodities and inflation-linked assets. Inflation-aware asset allocation is used to navigate different inflation environments, capturing market upside while managing downside risk. The fund's asset allocation is dynamically adjusted in a flexible approach to navigate market and economic cycles, with the team combining top-down macro insights and bottom-up micro intelligence to make asset allocation decisions.

Objectives & Investment Policy

Objective: The fund aims to achieve capital growth over the long term.

Investment Policy: The fund invests, in a range of asset classes, including investment grade and below investment grade corporate and government bonds, money market instruments, inflation-linked securities, equities, foreign exchange, real estate, commodities from anywhere in the world, including emerging markets.

The fund invests at least 50% of its assets in securities of issuers with favourable environmental, social and governance (ESG) characteristics.

The fund may invest in the following asset classes according to the percentages indicated:

below investment grade bonds: up to 40%

The China A and B Shares class should reference (directly and/or indirectly): less than 30% (in aggregate)

equities: up to 80%

eligible closed-ended REITS, infrastructure securities and eligible commodity exposure: up to 80% (in aggregate)

government, corporate, inflation linked and emerging market bonds: up to 100% hybrids and contingent convertible (CoCo) bonds: less than 30%, with less than 20% in CoCos

Collateralised and securitised debt securities: up to 15%

SPACs: less than 5%

money market Instruments: more than 10%

distressed securities: up to 10%.

The fund may also invest in other subordinated financial debt and preference shares.

Investment Process: In actively managing the fund, the Investment Manager combines macroeconomic, market and fundamental company analysis to flexibly allocate investments across asset classes and geographic areas.

The investment manager aims to identify investment opportunities that will benefit from varying inflationary regimes such as deflation, disinflation, stagflation and inflation that result from changes over time in global economic and social environments. Examples of such investments may include, but are not limited to, sectors and regions that are able to defend against economic and inflation shocks, currencies that may benefit from different inflation regimes, and companies whose business model benefits from shifting inflation.

The investment manager also considers ESG characteristics when assessing investment risks and opportunities. In determining favourable ESG characteristics, the Investment Manager takes into account ESG ratings provided by Fidelity or external agencies.

Through the investment management process, the Investment Manager aims to ensure that investee issuers and countries follow good governance practices.

The fund adheres to the Fidelity Sustainable Investing Framework standards.

For more information, see "Sustainable Investing and ESG Integration" and the Sustainability Annex.

Derivatives and Techniques: The fund may use derivatives for hedging, efficient portfolio management and investment purposes (including derivatives which focus on equities, credit, interest rates and currency). The fund may use long or short positions.

Benchmark: None.

Fund Facts

Launch date: 04.08.97

Portfolio manager: Ian Samson, Sarah Jane Cawthray

Appointed to fund: 06.09.23, 06.09.23

Years at Fidelity: 11, 7

Fund size: \$ 139m

Fund reference currency: US Dollar (USD)

Fund domicile: Luxembourg

Fund legal structure: SICAV

Management company: FIL Investment Management (Luxembourg) S.A.

Capital guarantee: No

Share Class Facts

Other share classes may be available. Please refer to the prospectus for more details.

Launch date: 30.06.16

NAV price in share class currency: 10.4

ISIN: LU1431864740

SEDOL: BDHFWL3

WKN: A2AL9C

Bloomberg: FFSMAAU LX

Dealing cut-off: 15:00 UK time (normally 16:00 Central European Time)

Distribution type: Accumulating

Ongoing Charges Figure (OCF) per year: 1.45% (Estimated)

OCF takes into account annual management charge per year: 1.00%

Risk Indicator



The risk indicator assumes you keep the product for 3 years. The actual risk can vary significantly if you cash in at the early stage and you may get back less.

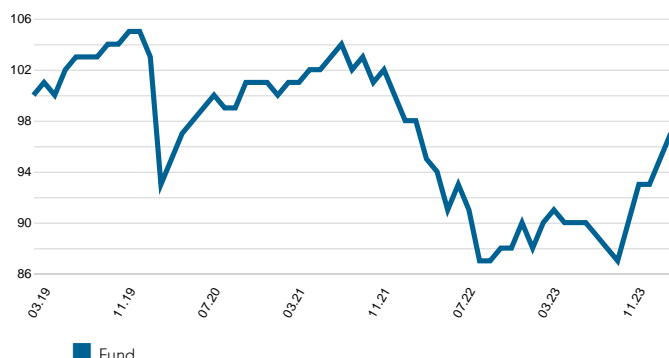
The summary risk indicator is a guide to the level of risk of this product compared to other products. It shows how likely it is that the product will lose money because of movements in the markets or because we are not able to pay you. We have classified this product as 3 out of 7, which is a medium risk class. This rates the potential losses from future performance at a medium level, and poor market conditions could impact the capacity to pay you. Returns may increase or decrease as a result of currency fluctuations. This product does not include any protection from future market performance so you could lose some or all of your investment. If FIL Investment Management (Luxembourg) S.A. is not able to pay you what is owed, you could lose your entire investment.

Important Information

The value of your investment may fall as well as rise and you may get back less than you originally invested. The use of financial derivative instruments may result in increased gains or losses within the fund. There is a risk that the issuers of bonds may not be able to repay the money they have borrowed or make interest payments. When interest rates rise, bonds may fall in value. Rising interest rates may cause the value of your investment to fall. Funds are subject to charges and expenses. Charges and expenses reduce the potential growth of your investment. This means you could get back less than you paid in. The costs may increase or decrease as a result of currency and exchange rate fluctuations. Please refer to the Prospectus and KID of the fund before making any final investment decisions. When referring to sustainability - related aspects of the promoted fund, the decision to invest should take into account all characteristics or objectives of the promoted fund as detailed in the Prospectus. Information on sustainability-related aspects is provided pursuant to SFDR at <https://www.fidelity.lu/sfdr-entity-disclosures>.

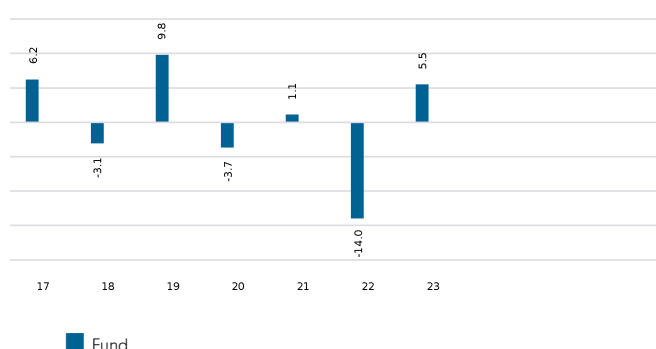
Past performance does not predict future returns. The fund's returns may increase or decrease as a result of currency fluctuations. The investment which is promoted concerns the acquisition of units or shares in a fund, and not in a given underlying asset owned by the fund.

Cumulative performance in USD (rebased to 100)



Performance is shown for the last five years (or since launch for funds launched within that period).

Performance for calendar years in USD (%)



Performance to 31.03.24 in USD (%)

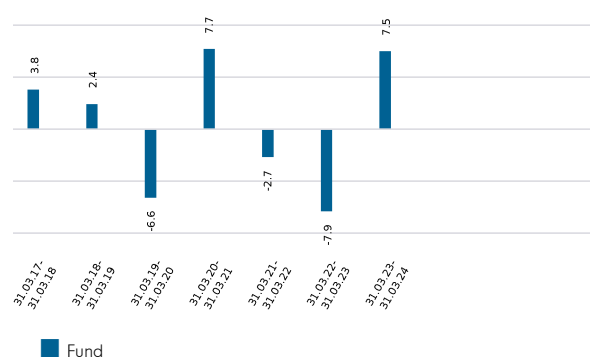
	1m	3m	YTD	1yr	3yr	5yr	Since 30.06.16*
Fund cumulative growth	2.6	4.2	4.2	7.5	-3.6	-3.1	4.0
Fund annualised growth	-	-	-	7.5	-1.2	-0.6	0.5

Source of fund performance and volatility and risk measures is Fidelity. Performance is excluding initial charge. Basis: nav-nav with income reinvested, in USD, net of fees. If you took an initial charge of 5.25% from an investment, this is the equivalent of reducing a growth rate of 6% per annum over 5 years to 4.9%. This is the highest initial charge applicable, if the initial charge you pay is less than 5.25%, the impact on the overall performance will be less. Market indices are sourced from RIMES and other data is sourced from third-party providers such as Morningstar.

*Performance commencement date.

Figures may not always sum to totals due to rounding

Performance for 12 month periods in USD (%)



Volatility & Risk (3 years)

Annualised Volatility: fund (%) 6.86

Sharpe Ratio: fund -0.57

Calculated using month-end data points. Definitions of these terms can be found in the Glossary section of this factsheet.

Glossary / additional notes

Volatility & Risk

Annualised volatility: a measure of how variable returns for a fund or comparative market index have been around their historical average (also known as “standard deviation”). Two funds may produce the same return over a period. The fund whose monthly returns have varied less will have a lower annualised volatility and will be considered to have achieved its returns with less risk. The calculation is the standard deviation of 36 monthly returns presented as an annualised number. Volatility for funds and indices are calculated independently of each other.

Relative volatility: a ratio calculated by comparing the annualised volatility of a fund to the annualised volatility of a comparative market index. A value greater than 1 indicates the fund has been more volatile than the index. A value less than 1 shows the fund has been less volatile than the index. A relative volatility of 1.2 means the fund has been 20% more volatile than the index, while a measure of 0.8 would mean the fund has been 20% less volatile than the index.

Sharpe ratio: a measure of a fund’s risk-adjusted performance, taking into account the return on a risk-free investment. The ratio allows an investor to assess whether the fund is generating adequate returns for the level of risk it is taking. The higher the ratio, the better the risk-adjusted performance has been. If the ratio is negative, the fund has returned less than the risk-free rate. The ratio is calculated by subtracting the risk-free return (such as cash) in the relevant currency from the fund’s return, then dividing the result by the fund’s volatility. It is calculated using annualised numbers.

Annualised alpha: the difference between a fund’s expected return (based on its beta) and the fund’s actual return. A fund with a positive alpha has delivered more return than would be expected given its beta.

Beta: a measure of a fund’s sensitivity to market movements (as represented by a market index). The beta of the market is 1.00 by definition. A beta of 1.10 shows that the fund could be expected to perform 10% better than the index in up markets and 10% worse in down markets, assuming all other factors remain constant. Conversely, a beta of 0.85 indicates that the fund could be expected to perform 15% worse than the market return during up markets and 15% better during down markets.

Annualised tracking error: a measure showing how closely a fund follows the index to which it is being compared. It is the standard deviation of the fund’s excess returns. The higher the fund’s tracking error, the higher the variability of fund returns around the market index.

Information ratio: a measure of a fund’s effectiveness in generating excess return for the level of risk taken. An information ratio of 0.5 shows the fund has delivered an annualised excess return equivalent to half the value of the tracking error. The ratio is calculated by taking the fund’s annualised excess return and dividing it by the fund’s tracking error.

R²: a measure representing the degree to which a fund’s return can be explained by the returns of a comparative market index. A value of 1 signifies the fund and index are perfectly correlated. A measure of 0.5 means only 50% of the fund’s performance can be explained by the index. If the R² is 0.5 or lower, the fund’s beta (and therefore its alpha too) is not a reliable measure (due to a low correlation between fund and index).

Ongoing charges

The ongoing charges figure represents the charges taken from the fund over a year. It is calculated at the fund’s financial year end and may vary from year to year. For classes of funds with fixed ongoing charges, this may not vary from year to year. For new classes of funds or classes undergoing corporate actions (eg amendment to annual management charge), the ongoing charges figure is estimated until the criteria are met for an actual ongoing charges figure to be published.

The types of charges included in the ongoing charges figure are management fees, administration fees, custodian and depositary fees and transaction charges, shareholder reporting costs, regulatory registration fees, Directors fees (where applicable) and bank charges.

It excludes: performance fees (where applicable); portfolio transaction costs, except in the case of an entry/exit charge paid by the fund when buying or selling units in another collective investment undertaking.

For more information about charges (including details of the fund’s financial year end), please consult the charges section in the most recent Prospectus.

Historic yield

The historic yield for a fund is based on its dividends declared over the preceding 12 months. It is calculated by summing the dividend rates declared in that period, divided by the price as at the date of publication. Declared dividends may not be confirmed and may be subject to change. Where 12 months of declared dividend data does not exist a historic yield will not be published.

Sector/industry classification

GICS: The Global Industry Classification Standard is a taxonomy mainly used across MSCI and S&P indices in which each company is assigned by its principal business activity to one of 11 sectors, 24 industry groups, 69 industries and 158 sub-industries. More information is available at <http://www.msci.com/gics>

ICB: The Industry Classification Benchmark is a taxonomy mainly used across FTSE Russell indices in which each company is assigned by its principal business activity to one of 11 industries, 20 supersectors, 45 sectors and 173 subsectors. More information is available at <https://www.ftserussell.com/data/industry-classification-benchmark-icb>

TOPIX: Tokyo stock Price Index, commonly known as TOPIX, is a stock market index for the Tokyo Stock Exchange (TSE) in Japan, tracking all domestic companies of the exchange’s First Section. It is calculated and published by the TSE.

IPD means the Investment Property Databank who are a provider of performance analysis and benchmarking services for investors in real estate. IPD UK Pooled Property Funds Index - All Balanced Funds is a component of the IPD Pooled Funds Indices which is published quarterly by IPD.

Independent Assessment

Primary share class: is identified by Morningstar when the analysis calls for only one share class per fund to be in the peer group. It is the share class Morningstar recommends as the best proxy for the portfolio for the relevant market and category/GIF combination. In most cases the share class chosen will be the most retail version (based upon actual management charge, inception date, distribution status, currency and other factors) unless a share class that is less retail focused has a much longer track record. It is different to the oldest share class data point in that it is on an available for sale level and not all markets will have the oldest share class for sale in that region. The Primary share class is also based on category so each available for sale/category combination for the fund will have its own primary share class.

Portfolio Turnover Rate (PTR) and Portfolio Turnover Cost (PTC), where shown: SRDII does not define a methodology for these values; ours is as follows: **PTR** = (purchases of securities + sales of securities) minus (subscriptions of units + redemptions of units), divided by average fund value over the prior 12 months multiplied by 100. Any funds’ trading in Fidelity Institutional Liquidity Funds is excluded from the PTR calculation. **PTC** = PTR (capped at 100%) x transaction cost, where transaction cost is calculated as ex-post (i.e. prior 12 months) MiFID disclosure of portfolio transaction costs minus implicit costs.



Important Information

This is a marketing communication. This information must not be reproduced or circulated without prior permission.

Fidelity only offers information on products and services and does not provide investment advice based on individual circumstances, other than when specifically stipulated by an appropriately authorised firm, in a formal communication with the client.

Fidelity International refers to the group of companies which form the global investment management organisation that provides information on products and services in designated jurisdictions outside of North America. This communication is not directed at, and must not be acted upon by persons inside the United States and is otherwise only directed at persons residing in jurisdictions where the relevant funds are authorised for distribution or where no such authorisation is required.

Unless otherwise stated all products are provided by Fidelity International, and all views expressed are those of Fidelity International. Fidelity, Fidelity International, the Fidelity International logo and F symbol are registered trademarks of FIL Limited. FIL Limited assets and resources as at 28/02/2023 - data is unaudited. Research professionals include both analysts and associates. The performance figures shown do not take into account the fund's Initial Charge. If you took an initial charge of 5.25% from an investment, this is the equivalent of reducing a growth rate of 6% per annum over 5 years to 4.9%. This is the highest initial charge applicable, if the initial charge you pay is less than 5.25%, the impact on the overall performance will be less.

Fidelity Funds "FF" is an open-ended investment company (UCITS) established in Luxembourg with different classes of shares. FIL Investment Management (Luxembourg) S.A. reserves the right to terminate the arrangements made for the marketing of the sub-fund and/ or its shares in accordance with Article 93a of Directive 2009/65/EC and Article 32a of Directive 2011/61/EU. Prior notice of this cessation will be made in Luxembourg.

Morningstar annualised growth rates, total return, sector median performance and ranks - Data Source - © 2024 Morningstar, Inc. All Rights Reserved. The information contained herein: (1) is proprietary to Morningstar and/or its content providers; (2) may not be copied or distributed; and (3) is not warranted to be accurate, complete or timely. Neither Morningstar nor its content providers are responsible for any damages or losses arising from any use of this information.

This share class is registered and distributed in the following locations: Austria, Bahrain, Belgium, Croatia, Czech Republic, Denmark, Finland, Germany, Hungary, Iceland, Italy, Liechtenstein, Luxembourg, Norway, Oman, Poland, Qatar, Romania, Slovakia, Spain, Sweden, Switzerland, United Kingdom.

We recommend that you obtain detailed information before taking any investment decision on the basis of the current prospectus and KID (key information document), along with the current annual and semi-annual reports free of charge through <https://www.fidelityinternational.com>, from our distributors, from your financial advisor or from the branch of your bank and from our European Service Centre in Luxembourg, FIL (Luxembourg) S.A. 2a, rue Albert Borschette BP 2174 L-1021 Luxembourg. Issued by FIL (Luxembourg) S.A., authorised and supervised by the CSSF (Commission de Surveillance du Secteur Financier). Investors/ potential investors can obtain information on their respective rights regarding complaints and litigation on your local Fidelity website which can be accessed via the following link <https://www.fidelityinternational.com> (Products & services) by selecting your country of residence. All documentation and information will be in the local or an accepted European language of the country selected.

Documentation can also be obtained from the following paying agents/distributors: **Austria** - UniCredit Bank Austria AG, Schottengasse 6-8, 1010 Vienna., **Croatia** - Zagrebacka banka d.d., Trg bana Josipa Jelacica 10, 10000 Zagre., **Czech Republic** - UniCredit Bank Czech Republic a.s., Zeletavska 1525/1, 14092 Prag 4 - Michle, Czech Republic., **Hungary** - Raiffeisenbank Zentralbank Österreich AG, Akademia u. 6, 1054 Budapest., **Liechtenstein** - VP Bank AG, Äulestrasse 6, 9490 Vaduz., **Slovakia** - UniCredit Bank Slovakia, a.s., Sancova 1/ A 81333, Slovakia., **Switzerland** - BNP Paribas, Paris, succursale de Zurich, Selnaustrasse 16, 8002 Zurich.

Germany : For German Wholesale clients issued by FIL Investments Services GmbH, Kastanienhöhe 1, 61476 Kronberg im Taunus. For German Institutional clients issued by FIL (Luxembourg) S.A., 2a, rue Albert Borschette BP 2174 L-1021 Luxembourg. For German Pension clients issued by FIL Finance Services GmbH, Kastanienhöhe 1, 61476 Kronberg im Taunus.

Poland : This material does not constitute a recommendation within the meaning of the Regulation of the Polish Minister of Finance Regarding Information Constituting Recommendations Concerning Financial Instruments or Issuers Thereof dated October 19, 2005. No statements or representations made in this document are legally binding on Fidelity or the recipient and not constitute an offer within the meaning of the Polish Civil Code Act of 23 April 1964.

Spain : Fidelity Funds and Fidelity Active Strategy (FAST) are open-ended collective investment schemes incorporated in Luxembourg. The distributing and depositary entities are, respectively, FIL (Luxembourg) S.A. and Brown Brothers Harriman (Luxembourg) S.C.A. Fidelity Funds and FAST are registered for marketing in Spain in the register of Foreign Collective Investment Undertakings of the CNMV under registration numbers 124 and 649 respectively, where detailed information on the local distributors can be obtained.

Switzerland : Fidelity undertakes the financial services of purchasing and/or selling financial instruments within the meaning of the Financial Services Act ("FinSA"). Fidelity is not required to assess the appropriateness and suitability under FinSA. Issued by FIL Investment Switzerland AG.

United Arab Emirates : For the United Arab Emirates, the DIFC branch of FIL Distributors International Limited, is regulated by the DFSA for the provision of Arranging Deals in Investments only. All communications and services are directed at Professional Clients and Market Counterparty only (as defined in the DFSA rulebook). Persons other than Professional Clients and Market Counterparties, such as Retail Clients, are NOT the intended recipients of our communications or services. This document contains information that makes reference to a Fund which is not subject to any form of regulation or approval by the Dubai Financial Services Authority ("DFSA"). The DFSA has no responsibility for reviewing or verifying any Prospectus or other documents in connection with this Fund. Accordingly, the DFSA has not approved this Prospectus or any other associated documents nor taken any steps to verify the information set out in this Prospectus and has no responsibility for it. Collective Investment Rules (CIR) 134 CIR/VER30/02-21. The Units to which this Prospectus relates may be illiquid and/or subject to restrictions on their resale. Prospective purchasers should conduct their own due diligence on the Units. If you do not understand the contents of this document, you should consult an authorised financial adviser.

CSO4925 CL1305901/NA English 35327 T29a