

BSF Emerging Markets Flexi Dynamic Bond Fund
X2 Hgd Australian Dollar
BlackRock Strategic Funds

Performance, Portfolio Breakdowns and Net Asset information as at: 31-Mar-2024. All other data as at: 10-Apr-2024.
This document is marketing material. For the Investors in LatAm. Investors should read the KIID/PRIIPs document and prospectus prior to investing, and should refer to the prospectus for the funds full list of risks.

FUND OVERVIEW

- The Fund aims to maximise the return on your investment through a combination of capital growth and income on the Fund's assets.
- The Fund seeks to gain at least 70% of any investment exposure to fixed income (FI) securities and FI-related securities denominated in both emerging market and nonemerging market currencies, issued by, or giving exposure to, governments, government agencies and supranationals (e.g. the International Bank for Reconstruction and Development) of emerging market countries, and companies domiciled or the main business of which is in, emerging market countries.
- This is achieved by investing at least 70% of its total assets in FI securities, FI-related securities, deposits and cash. FI securities include bonds (which may be unrated or have a low credit rating) as well as money market instruments (i.e. debt securities with short term maturities). FI-related securities include financial derivative instruments (FDIs) (i.e. investments the prices of which are based on one or more underlying assets) which may generate market leverage (i.e. where the Fund gains market exposure in excess of the value of its assets).

RISK INDICATOR



CAPITAL AT RISK: The value of investments and the income from them can fall as well as rise and are not guaranteed. Investors may not get back the amount originally invested.

KEY RISKS:

- Credit risk, changes to interest rates and/or issuer defaults will have a significant impact on the performance of fixed income securities. Potential or actual credit rating downgrades may increase the level of risk.
- Emerging markets are generally more sensitive to economic and political conditions than developed markets. Other factors include greater 'Liquidity Risk', restrictions on investment or transfer of assets, failed/delayed delivery of securities or payments to the Fund and sustainability-related risks.
- Derivatives may be highly sensitive to changes in the value of the asset on which they are based and can increase the size of losses and gains, resulting in greater fluctuations in the value of the Fund. The impact to the Fund can be greater where derivatives are used in an extensive or complex way.
- Fixed income securities issued or guaranteed by government entities in emerging markets generally experience higher 'Credit Risk' than developed economies.
- Counterparty Risk: The insolvency of any institutions providing services such as safekeeping of assets or acting as counterparty to derivatives or other instruments, may expose the Fund to financial loss.
- Credit Risk: The issuer of a financial asset held within the Fund may not pay income or repay capital to the Fund when due.
- Liquidity Risk: Lower liquidity means there are insufficient buyers or sellers to allow the Fund to sell or buy investments readily.

KEY FACTS

Comparator^{†1} : 3 Month SOFR Compounded in Arrears

Comparator^{†2} : 50% EMBIGLDIV / 50% JPMGBIEGDV Composite Index (USD)

Asset Class : Fixed Income

Fund Launch Date : 12-Jun-2013

Share Class Launch Date : 29-Jun-2016

Fund Base Currency : USD

Share Class Currency : AUD

Use of Income : Accumulating

Net Assets of Fund (M) : 1,167.42 USD

Morningstar Category : Other Bond

SFDR Classification : Other

Domicile : Luxembourg

ISIN : LU1435395550

Management Company : BlackRock (Luxembourg) S.A.

* or currency equivalent

FEES AND CHARGES

Annual Management Fee : 0.11%

Ongoing Charge : 0.10%

Performance Fee : 0.00%

DEALING INFORMATION

Minimum Initial Investment : 10,000,000 AUD *

Settlement : Trade Date + 3 days

Dealing Frequency : Daily, forward pricing basis

* or currency equivalent

PORTFOLIO CHARACTERISTICS

Effective Duration : 4.66 Years

Weighted Average Maturity : 7.74

Yield To Maturity : 6.99%

Standard Deviation (3y) : 7.92

3y Beta : 4.80

Number of Holdings : 306

PORTFOLIO MANAGEMENT

Amer Bisat
Laurent Develay
Michal Wozniak

Not FDIC Insured - No Bank Guarantee - May Lose Value

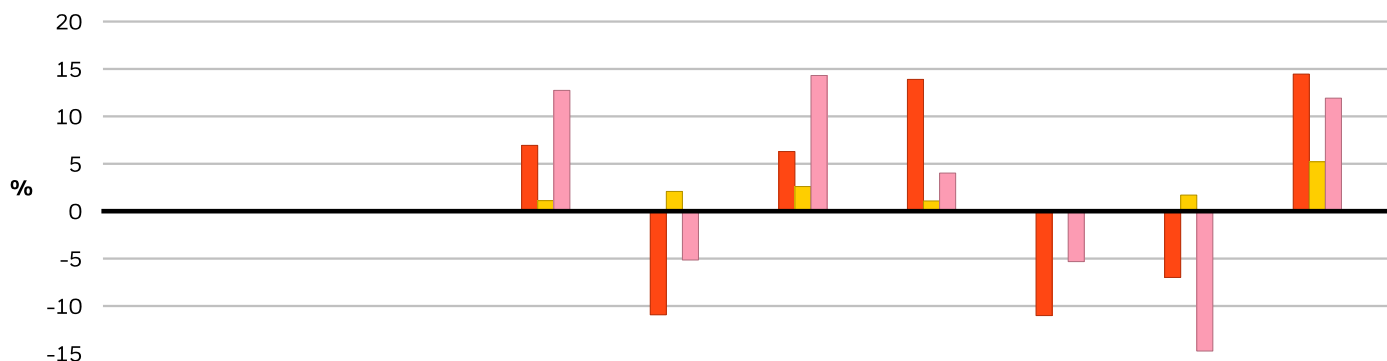
BSF Emerging Markets Flexi Dynamic Bond Fund

X2 Hgd Australian Dollar

BlackRock Strategic Funds

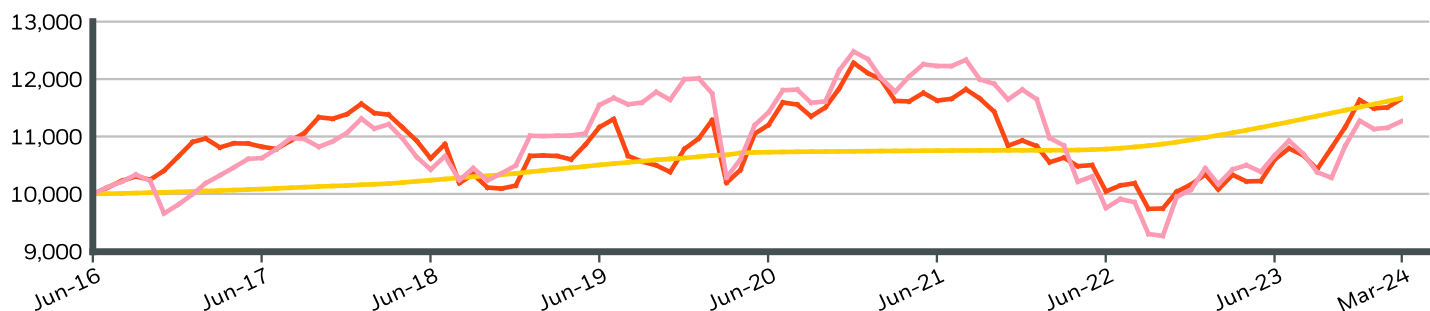
BlackRock

CALENDAR YEAR PERFORMANCE



	2014	2015	2016	2017	2018	2019	2020	2021	2022	2023
Share Class	-	-	-	6.94	-10.93	6.29	13.90	-11.01	-6.99	14.46
Comparator ¹	-	-	-	1.11	2.08	2.60	1.08	0.16	1.70	5.21
Comparator ²	-	-	-	12.74	-5.15	14.31	4.02	-5.32	-14.75	11.92

GROWTH OF HYPOTHETICAL 10,000 AUD SINCE INCEPTION



CUMULATIVE & ANNUALIZED PERFORMANCE

	CUMULATIVE (%)					ANNUALISED (% p.a.)		
	1m	3m	6m	YTD	1y	3y	5y	Since Inception
Share Class	1.31	0.20	11.77	0.20	12.83	0.11	1.81	2.08
Comparator ¹	0.46	1.35	2.74	1.35	5.44	2.77	2.26	2.01
Comparator ²	1.03	-0.05	8.56	-0.05	8.07	-1.47	0.46	1.59

The figures shown relate to past performance. Past performance is not a reliable indicator of current or future performance and should not be the sole factor of consideration when selecting a product or strategy. Share Class and Benchmark performance displayed in AUD, hedged share class benchmark performance is displayed in USD. Performance is shown on a Net Asset Value (NAV) basis, with gross income reinvested where applicable. The return of your investment may increase or decrease as a result of currency fluctuations if your investment is made in a currency other than that used in the past performance calculation. **Source:** BlackRock

Share Class	BSF Emerging Markets Flexi Dynamic Bond FundX2 Hgd Australian Dollar
Comparator ¹	3 Month SOFR Compounded in Arrears
Comparator ²	50% EMBIGLDIV / 50% JPMGBIEGDV Composite Index (USD)

Not FDIC Insured - No Bank Guarantee - May Lose Value

Contact Us

For EMEA: +44 (0) 20 7743 3300 • www.blackrock.com • investor.services@blackrock.com

BSF Emerging Markets Flexi Dynamic Bond Fund

X2 Hgd Australian Dollar

BlackRock Strategic Funds

BlackRock

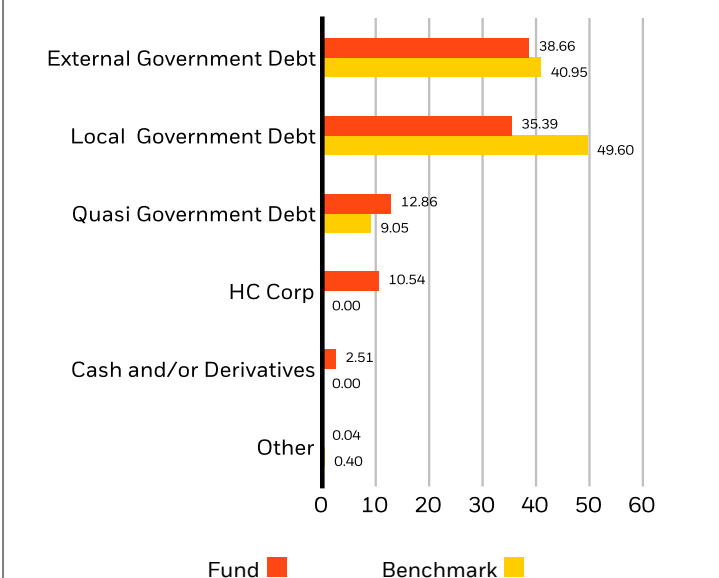
TOP 10 HOLDINGS (%)

MEXICO (UNITED MEXICAN STATES) (GO 8.5 05/31/2029	5.47%
COLOMBIA (REPUBLIC OF) 7.5 08/26/2026	5.18%
COLOMBIA REPUBLIC OF (GOVERNMENT) 6 04/28/2028	4.61%
INDONESIA (REPUBLIC OF) 7 05/15/2027	2.71%
POLAND (REPUBLIC OF) 2.75 10/25/2029	1.85%
EGYPT (ARAB REPUBLIC OF) MTN RegS 7.903 02/21/2048	1.71%
INDONESIA (REPUBLIC OF) 7 09/15/2030	1.67%
SOUTH AFRICA (REPUBLIC OF) 7 02/28/2031	1.64%
UKRAINE (GOVERNMENT OF) RegS 7.75 08/01/2041	1.63%
COLOMBIA (REPUBLIC OF) 5.75 11/03/2027	1.54%

Total of Portfolio **28.01%**

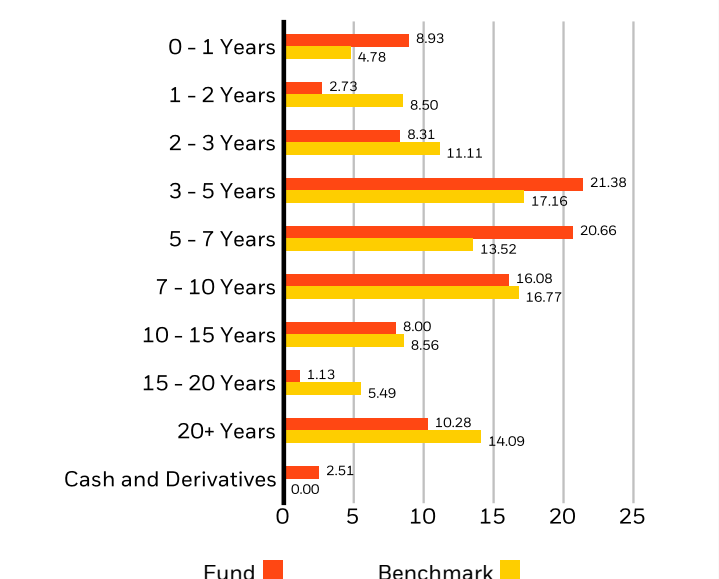
Holdings subject to change

SECTOR BREAKDOWN (%)



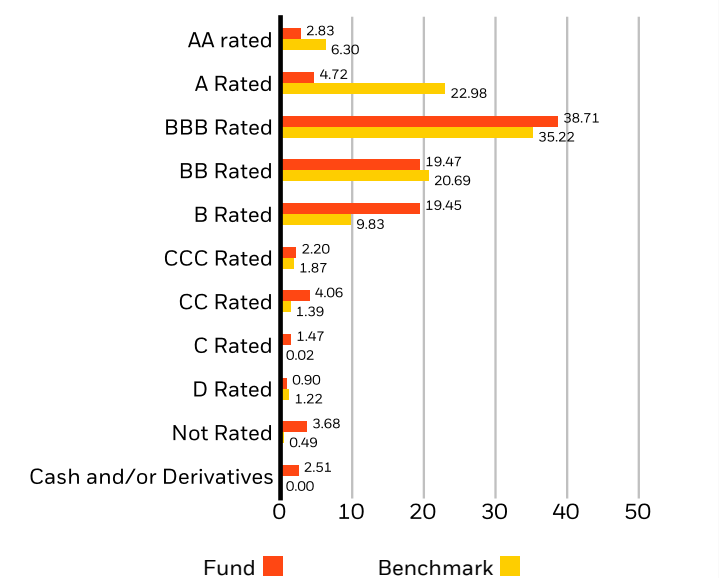
Allocations are subject to change. Source: BlackRock

MATURITY BREAKDOWN (%)



Allocations are subject to change. Source: BlackRock

CREDIT RATINGS (%)



Allocations are subject to change. Source: BlackRock

Not FDIC Insured - No Bank Guarantee - May Lose Value

Contact Us

For EMEA: +44 (0) 20 7743 3300 • www.blackrock.com • investor.services@blackrock.com

SUSTAINABILITY CHARACTERISTICS

Sustainability Characteristics can help investors integrate non-financial, sustainability considerations into their investment process. These metrics enable investors to evaluate funds based on their environmental, social, and governance (ESG) risks and opportunities. This analysis can provide insight into the effective management and long-term financial prospects of a fund.

The metrics below have been provided for transparency and informational purposes only. The existence of an ESG rating is not indicative of how or whether ESG factors will be integrated into a fund. The metrics are based on MSCI ESG Fund Ratings and, unless otherwise stated in fund documentation and included within a fund's investment objective, do not change a fund's investment objective or constrain the fund's investable universe, and there is no indication that an ESG or Impact focused investment strategy or exclusionary screens will be adopted by a fund. For more information regarding a fund's investment strategy, please see the fund's prospectus.

MSCI ESG % Coverage	85.78%	MSCI ESG Fund Rating (AAA-CCC)	BB
MSCI ESG Quality Score - Peer Percentile	38.84%	MSCI ESG Quality Score (0-10)	3.98
Funds in Peer Group	430	Fund Lipper Global Classification	Bond Emerging Markets Global HC
MSCI Weighted Average Carbon Intensity % Coverage	17.04%	MSCI Weighted Average Carbon Intensity (Tons CO2E/\$M SALES)	1,046.34

All data is from MSCI ESG Fund Ratings as of **21 Mar 2024**, based on holdings as of **31 Aug 2023**. As such, the fund's sustainable characteristics may differ from MSCI ESG Fund Ratings from time to time.

To be included in MSCI ESG Fund Ratings, 65% (or 50% for bond funds and money market funds) of the fund's gross weight must come from securities with ESG coverage by MSCI ESG Research (certain cash positions and other asset types deemed not relevant for ESG analysis by MSCI are removed prior to calculating a fund's gross weight; the absolute values of short positions are included but treated as uncovered), the fund's holdings date must be less than one year old, and the fund must have at least ten securities.

IMPORTANT INFORMATION:

Certain information contained herein (the "Information") has been provided by MSCI ESG Research LLC, a RIA under the Investment Advisers Act of 1940, and may include data from its affiliates (including MSCI Inc. and its subsidiaries ("MSCI")), or third party suppliers (each an "Information Provider"), and it may not be reproduced or disseminated in whole or in part without prior written permission. The Information has not been submitted to, nor received approval from, the US SEC or any other regulatory body. The Information may not be used to create any derivative works, or in connection with, nor does it constitute, an offer to buy or sell, or a promotion or recommendation of, any security, financial instrument or product or trading strategy, nor should it be taken as an indication or guarantee of any future performance, analysis, forecast or prediction. Some funds may be based on or linked to MSCI indexes, and MSCI may be compensated based on the fund's assets under management or other measures. MSCI has established an information barrier between equity index research and certain Information. None of the Information in and of itself can be used to determine which securities to buy or sell or when to buy or sell them. The Information is provided "as is" and the user of the Information assumes the entire risk of any use it may make or permit to be made of the Information. Neither MSCI ESG Research nor any Information Party makes any representations or express or implied warranties (which are expressly disclaimed), nor shall they incur liability for any errors or omissions in the Information, or for any damages related thereto. The foregoing shall not exclude or limit any liability that may not by applicable law be excluded or limited.

Not FDIC Insured - No Bank Guarantee - May Lose Value

BSF Emerging Markets Flexi Dynamic Bond Fund

X2 Hgd Australian Dollar

BlackRock Strategic Funds

BlackRock®

GLOSSARY

SFDR Classification: Article 8: Products that promote environmental or social characteristics and promote good governance practices.

Article 9: Products that have sustainable investments as an objective and follow good governance practices. **Other:** Products that do not meet the criteria to be classified as Article 8 or 9.

Funds in Peer Group: The number of funds from the relevant Lipper Global Classification peer group that are also in ESG coverage.

Fund Lipper Global Classification: The fund peer group as defined by the Lipper Global Classification.

MSCI ESG Quality Score (0-10): The MSCI ESG Quality Score (0 - 10) for funds is calculated using the weighted average of the ESG scores of fund holdings. The Score also considers ESG Rating trend of holdings and the fund exposure to holdings in the laggard category. MSCI rates underlying holdings according to their exposure to industry specific ESG risks and their ability to manage those risks relative to peers.

MSCI Weighted Average Carbon Intensity (Tons CO2E/\$M SALES): Measures a fund's exposure to carbon intensive companies. This figure represents the estimated greenhouse gas emissions per \$1 million in sales across the fund's holdings. This allows for comparisons between funds of different sizes.

Yield to Maturity: Yield to Maturity (YTM) is the discount rate that equates the present value of bond's cash flows with its market price (including accrued interest). The fund YTM is the weighted average of fund's individual bond holding YTMs based upon Net Asset Value ('NAV'). The measure does not include fees and expenses. For callable bonds, YTM is the Yield-to-Worst.

MSCI ESG % Coverage: Percentage of the fund's holdings for which the MSCI ESG ratings data is available. The MSCI ESG Fund Rating, MSCI ESG Quality Score, and MSCI ESG Quality Score - Peer Percentile metrics are displayed for funds with at least 65% coverage.

Effective Duration: Effective duration is a measure of a fund's interest-rate sensitivity. Put simply, the longer a fund's duration, the more sensitive the fund is to shifts in interest rates. So a fund with a duration of 10 years is twice as volatile as a fund with a five-year duration.

MSCI ESG Fund Rating (AAA-CCC): The MSCI ESG Rating is calculated as a direct mapping of ESG Quality Scores to letter rating categories (e.g. AAA = 8.6-10). The ESG Ratings range from leader (AAA, AA), average (A, BBB, BB) to laggard (B, CCC).

MSCI ESG Quality Score - Peer Percentile: The fund's ESG Percentile compared to its Lipper peer group.

MSCI Weighted Average Carbon Intensity % Coverage: Percentage of the fund's holdings for which MSCI Carbon Intensity data is available. The MSCI Weighted Average Carbon Intensity metric is displayed for funds with any coverage. Funds with low coverage may not fully represent the fund's carbon characteristics given the lack of coverage.

IMPORTANT INFORMATION:

'Negative weightings may result from specific circumstances (including timing differences between trade and settlement dates of securities purchased by the funds) and/or the use of certain financial instruments, including derivatives, which may be used to gain or reduce market exposure and/or risk management. Allocations are subject to change

In the UK and Non-European Economic Area (EEA) countries: this is issued by BlackRock Investment Management (UK) Limited, authorised and regulated by the Financial Conduct Authority. Registered office: 12 Throgmorton Avenue, London, EC2N 2DL. Tel: + 44 (0)20 7743 3000. Registered in England and Wales No. 02020394. For your protection telephone calls are usually recorded. Please refer to the Financial Conduct Authority website for a list of authorised activities conducted by BlackRock.

BSF Funds: This document is marketing material. BlackRock Strategic Funds (BSF) is an open-ended investment company established and domiciled in Luxembourg which is available for sale in certain jurisdictions only. BSF is not available for sale in the U.S. or to U.S. persons. Product information concerning BSF should not be published in the U.S. BlackRock Investment Management (UK) Limited is the Principal Distributor of BSF and may terminate marketing at any time. In the UK, subscriptions in BSF are valid only if made on the basis of the current Prospectus, the most recent financial reports and the Key Investor Information Document, and in EEA and Switzerland subscriptions in BSF are valid only if made on the basis of the current Prospectus, the most recent financial reports and the Packaged Retail and Insurance-based Investment Products Key Information Document (PRIIPs KID) which are available in registered jurisdictions and local language where they are registered, these can be found at www.blackrock.com on the relevant product pages. Prospectuses, Key Investor Information Documents, PRIIPs KID and application forms may not be available to investors in certain jurisdictions where the Fund in question has not been authorised. Investors should understand all characteristics of the funds objective before investing. For information on investor rights and how to raise complaints please go to <https://www.blackrock.com/corporate/compliance/investor-right> available in in local language in registered jurisdictions.

For investors in Latin America: This material is for educational purposes only and does not constitute investment advice or an offer or solicitation to sell or a solicitation of an offer to buy any shares of any fund or security and it is your responsibility to inform yourself of, and to observe, all applicable laws and regulations of your relevant jurisdiction. If any funds are mentioned or inferred in this material, such funds may not be registered with the securities regulators of Argentina, Brazil, Chile, Colombia, Mexico, Panama, Peru, Uruguay or any other securities regulator in any Latin American country and thus, may not be publicly offered in any such countries. The securities regulators of any country within Latin America have not confirmed the accuracy of any information contained herein. No information discussed herein can be provided to the general public in Latin America. The contents of this material are strictly confidential and must not be passed to any third party.

Any research in this document has been procured and may have been acted on by BlackRock for its own purpose. The results of such research are being made available only incidentally. The views expressed do not constitute investment or any other advice and are subject to change. They do not necessarily reflect the views of any company in the BlackRock Group or any part thereof and no assurances are made as to their accuracy.

This document is for information purposes only and does not constitute an offer or invitation to anyone to invest in any BlackRock funds and has not been prepared in connection with any such offer.

© 2024 BlackRock, Inc. All Rights reserved. BLACKROCK, BLACKROCK SOLUTIONS and iSHARES are trademarks of BlackRock, Inc. or its subsidiaries in the United States and elsewhere. All other trademarks are those of their respective owners.

Not FDIC Insured - No Bank Guarantee - May Lose Value

Contact Us

For EMEA: +44 (0) 20 7743 3300 • www.blackrock.com • investor.services@blackrock.com