

INVESTMENT OBJECTIVE:

The Fund seeks total return through growth of capital and current income. There can be no assurance that the Fund will achieve its investment objective.

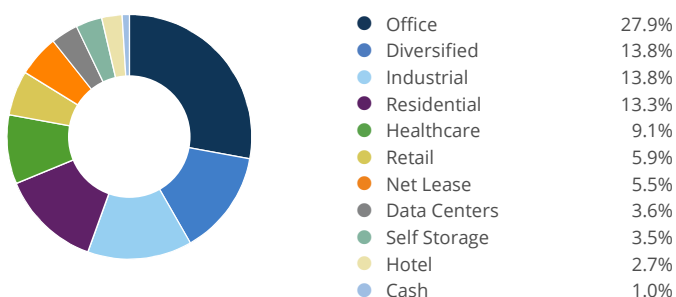
Fund Basics

Total Fund Assets (in millions)	\$333.48
Management Fee	1.70%
Estimated Total Expense Ratio	1.90% ¹
Minimum Investment	\$250,000

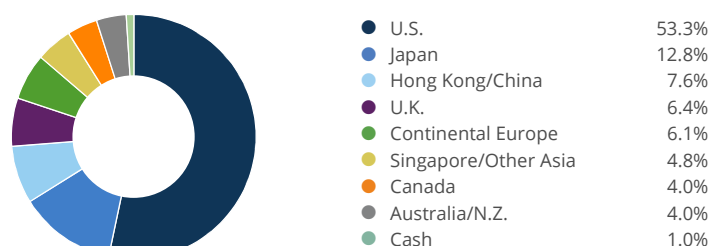
General Information

Class E (Institutional Accumulation) USD	
ISIN Code	IE00B3PPN902
Bloomberg	BFREIUE
Net Asset Value Per Share	\$41.72
Annualized Standard Deviation ²	12.20%
Annualized Tracking Error ²	2.70%
Sharpe Ratio ²	0.74

Assets by Sector³



Assets by Geography³



Average Annual Total Returns (%) (As of 10/31/19)

	Inception	1 Month	3 Months	YTD	1 Year	3 Years	5 Years	Since Incep.
Class E (USD)	11/30/11	2.48%	6.31%	21.91%	18.53%	7.45%	4.92%	9.72%
FTSE EPRA Nareit Developed Index Net (USD)**		2.50%	6.88%	22.81%	20.29%	8.58%	5.96%	9.34%*
Class V (USD)	8/28/17	2.41%	6.09%	21.04%	17.52%	N/A	N/A	6.12%
Class W (USD)	9/20/19	2.41%	6.09%	6.59%	N/A	N/A	N/A	6.59%

* Refers to the inception date of November 30, 2011. The Fund's performance is based on net of fees. Index performance is shown for illustrative purposes only and does not predict or depict the performance of the Fund.

** The FTSE EPRA Nareit Developed Index is a free-float-adjusted, liquidity, size and revenue screened index designed to track the performance of listed real estate companies and REITs worldwide. The Index is unmanaged and, unlike the Fund, is not affected by cash flows or trading and other expenses. It is not possible to invest directly in an index. Index performance is shown for illustrative purposes only and does not predict or depict the performance of the Fund.

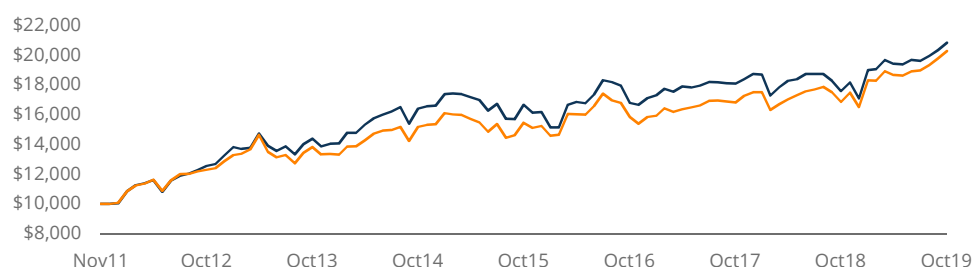
¹ As of December 31, 2018. Audited. The Investment Advisor has voluntarily agreed to cap the Total Expense Ratio at 1.90%.

Fees, expenses and minimum investment reflect the Fund's retail share classes.

Share Class	A	B	F	I	V	W	Z	AA
Type	Institutional Hedged Accumulation	Institutional Accumulation	Institutional Distribution	RDR Retail Hedged Accumulation	Non RDR Retail Accumulation	Non RDR Retail Distribution	Institutional Hedged Accumulation	Institutional Hedged Distribution
Symbol	BFREIHA	BFREIUB	BFREFUD	BFREIEA	BFREVUA	BFREWUD	BFRIHAZ	BRIHDAA
ISIN	IE00B4LL0Z46	IE00B6V9B591	IE00BBM4RY97	IE00BYSXVL65	IE00BYSXVR28	IE00BJK0MQ28	IE00BYX2Y197	IE00BYX2QB39
Currency	EUR	EUR	USD	EUR	USD	USD	GBP	GBP

Top Ten Holdings⁴ (As of 9/30/19)

Ticker	Security	Sector	Geography	Weight
KRC US	Kilroy Realty Corp	Office	U.S.	3.3%
AVB US	AvalonBay Communities Inc	Residential	U.S.	3.3%
VTR US	Ventas Inc	Healthcare	U.S.	3.0%
PSA US	Public Storage	Self Storage	U.S.	3.0%
8801 JP	Mitsui Fudosan Co Ltd	Office	Japan	2.7%
8802 JP	Mitsubishi Estate Co Ltd	Office	Japan	2.6%
MAA US	Mid-America Apartment Communities Inc	Residential	U.S.	2.6%
16 HK	Sun Hung Kai Properties Ltd	Diversified	Hong Kong/China	2.5%
GRT-U CN	Granite Real Estate Investment Trust	Industrial	Canada	2.5%
WELL US	Welltower Inc	Healthcare	U.S.	2.4%
Total				27.8%

Growth of \$10,000 (Since Inception) (Annualized Net of Fees) — Share Class E


— **\$20,858** Brookfield Global Listed Real Estate UCITS Fund: 9.72%
 — **\$20,285** FTSE EPRA Nareit Developed Index Net (USD): 9.34%

This chart illustrates the performance of a hypothetical \$10,000 investment made in the Fund since inception. Results for the Fund are net of management and performance fees. Past performance is not necessarily indicative of future results. Represents performance since inception of the Fund: November 30, 2011 through October 31, 2019. The quoted indexes do not reflect deductions for fees, expenses or taxes. These indexes are unmanaged and cannot be purchased directly by investors. Index performance is shown for illustrative purposes only and does not predict or depict the performance of any investment. There may be material factors relevant to any such comparison such as differences in the volatility, and regulatory and legal restrictions between the indices shown and the Fund.

IMPORTANT DISCLOSURES

Brookfield Public Securities Group LLC, the Fund's investment advisor, has voluntarily agreed to waive all or a portion of its management fees and/or reimburse certain expenses of the Fund to the extent necessary to maintain the Fund's total expense ratio (excluding brokerage commissions and other transactional expenses, interests, taxes and extraordinary expenses, such as litigation; and other expenses not incurred in the ordinary course of the Fund's business) at no more than 1.05% of the Fund's share classes. This fee waiver and expense reimbursement arrangement is voluntary which the Fund's investment advisor may terminate in its sole discretion at any time. Please refer to the Fund's prospectus, supplementary prospectus and Key Investor Information Document (KIID) available at www.brookfield.com for a discussion of any charges that may be applied to an investment in the Fund.

The state of the origin of the Fund is Ireland. The Representative in Switzerland is ACOLIN Fund Services AG, Leutschenbachstrasse 50, CH-8050 Zurich, whilst the Paying Agent is Helvetische Bank AG, Seefeldstrasse 215, CH-8008 Zurich. In respect of the units distributed in or from Switzerland, the place of performance and jurisdiction is at the registered office of the Swiss representative. The prospectus, the key investor information document (KIID), the articles of association, as well as the semi-annual and annual reports may be obtained free of charge at the registered office of the Swiss Representative. The current document is intended for information purposes only and shall not to be used as an offer to buy and/or sell shares. Past performance is no indication of current or future performance. The performance data does not take account of the commissions and costs incurred on the issue and redemption of units.

The Fund is not authorised or recognised by the Monetary Authority of Singapore ("MAS") and shares are not allowed to be offered to the retail public. The Fund is registered with the MAS as a Restricted Foreign Scheme. Shares of the Fund may only be offered to institutional and accredited investors (as defined in the Securities and Futures Act (Cap.289)) ("SFA") and this material is limited to the investors in those categories.

This document has not been registered by the Registrar of Companies in Hong Kong. This Fund is a collective investment scheme as defined in the Securities and Futures Ordinance of Hong Kong (the "Ordinance") but has not been authorised by the Securities and Futures Commission pursuant to the Ordinance. Accordingly, the Shares may only be offered or sold in Hong Kong to persons who are "professional investors" as defined in the Ordinance and any rules made under the Ordinance or in circumstances which are permitted under the Companies (Winding Up and Miscellaneous Provisions) Ordinance of Hong Kong and the Ordinance. In addition, this document may not be issued or possessed for the purposes of issue, whether in Hong Kong or elsewhere, and the Shares may not be disposed of to any person unless such person is outside Hong Kong, such person is a "professional investor" as defined in the Ordinance and any rules made under the Ordinance or as otherwise may be permitted by the Ordinance.

A fund's investment objectives, risks, changes and expenses must be considered carefully before investing. The prospectus contains this and other important information about the investment company, and it may be obtained by calling +1 (212) 549-8380 or visiting www.brookfield.com. Please

read the prospectus carefully before investing. Investing in the Fund involves risk. Principal loss is possible. The Fund will be closely linked to the real estate market. Property values may fall due to increasing vacancies or declining rents resulting from unanticipated economic, legal, cultural or technological developments. REITs are dependent upon management skills and generally may not be diversified. REITs are subject to heavy cash flow dependency, defaults by borrowers and self-liquidation. The Fund invests in small and mid-cap companies, which involve additional risks such as limited liquidity and greater volatility. The Fund invests in foreign securities which involve greater volatility and political, economic and currency risks and differences in accounting methods. Investing in emerging markets may entail special risks relating to potential economic, political or social instability and the risks of nationalization, confiscation or the imposition of restrictions on foreign investment. Investment by the Fund in lower-rated and non-rated securities presents a greater risk of loss to principal and interest than higher-rated securities. Some securities held may be difficult to sell, particularly during times of market turmoil. If the Fund is forced to sell an illiquid asset to meet redemption, the Fund may be forced to sell at a loss. Using derivatives exposes the Fund to additional risks, may increase the volatility of the Fund's net asset value and may not provide the result intended. Since the Fund will invest more than 25% of its total assets in securities in the Real Estate industry, the Fund may be subject to greater volatility than a fund that is more broadly diversified. The quoted indexes within this fact sheet do not reflect deductions for fees, expenses or taxes. These indexes are unmanaged and cannot be purchased directly by investors. Index performance is shown for illustrative purposes only and does not predict or depict the performance of any investment. There may be material factors relevant to any such comparison such as differences in the volatility, and regulatory and legal restrictions between the indices shown and the Fund. Past performance is no guarantee of future results. An investment in the Fund involves risk, including loss of principal. Investment return and the value of shares will fluctuate. Returns are calculated by determining the percentage change in net asset value (NAV). The returns do not reflect broker sales charges or commissions. NAV is total assets less total liabilities divided by the number of shares outstanding. This material is presented only to provide information and is not intended for trading purposes. Current performance may be lower or higher than the performance quoted. For information about other share classes available, please consult the prospectus. Performance of Fund classes will differ. Please see the prospectus for details. To obtain performance information current to the most recent month-end, please call +1 (212) 549-8380. Brookfield Global Listed Real Estate UCITS Fund is managed by Brookfield Public Securities Group LLC.

² For the period November 30, 2011 to October 31, 2019. Standard deviation measures the degree to which an investment's return varies from its mean return. Tracking error measures the difference between a portfolio's returns and its benchmark. Sharpe ratio is a measure of the excess return to the risk-free rate (or risk premium) per unit of risk (measured by standard deviation) in an investment asset or a trading strategy.

³ Source: Brookfield Public Securities Group. Sector and country allocations and asset classes determined by Brookfield Public Securities Group are expressed as a percentage of total investments (by market value) and will vary over time.

⁴ Source: Brookfield Public Securities Group. The top ten holdings will vary over time. There is no guarantee that the Fund currently holds any of the securities listed. The information above is based on the total assets of the Fund. The holdings listed should not be considered recommendations to purchase or sell a particular security.

Brookfield Public Securities Group LLC does not own or participate in the construction, or day-to-day management of the indices referenced in this document. The index information provided is for your information only and does not imply or predict that a Brookfield Public Securities Group LLC product will achieve similar results. This information is subject to change without notice. The Indices referenced in this document do not reflect any fees, expenses, sales charges, or taxes. It is not possible to invest directly in an index. The index sponsors permit use of their indices and related data on an "As Is" basis, makes no warranties regarding same, does not guarantee the suitability, quality, accuracy, timeliness, and/ or completeness of their index or any data included in, related to, or derived therefrom, and assume no liability in connection with the use of the foregoing. The index sponsors have no liability for any direct, indirect, special, incidental, punitive, consequential, or other damages (including loss profits). The index sponsors do not sponsor, endorse, or recommend Brookfield Public Securities Group LLC or any of its products or services. There may be material factors relevant to any such comparison such as differences in the volatility, and regulatory and legal restrictions between the indices shown and the fund, account or investment vehicle. Unless otherwise noted, all indices are Total Return indices (return includes price change + dividends/interest).