

## Federated Hermes Global Emerging Markets Equity Fund

Factsheet 31 March 2024

**Objective:** The investment objective of the Fund is to achieve long-term capital appreciation by investing primarily in a diversified portfolio of equity securities and equity related securities with an emerging markets bias quoted or traded on Regulated Markets worldwide.

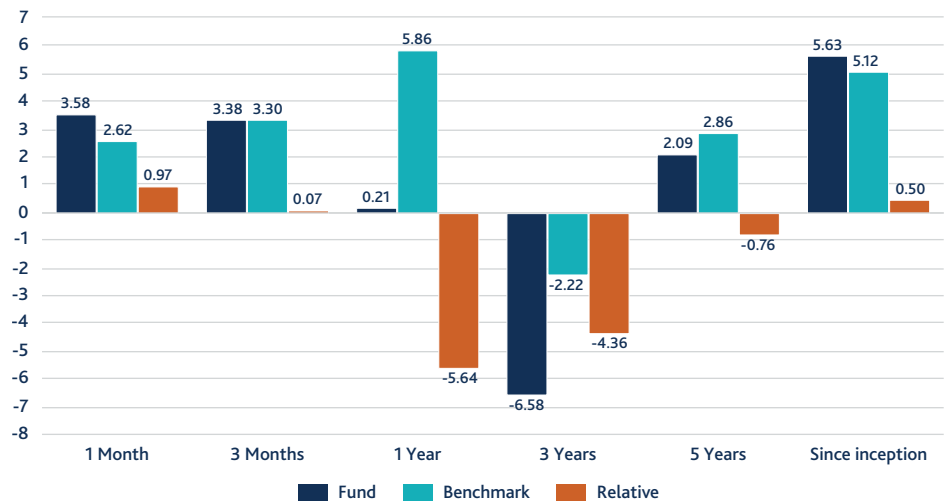
**Investment Approach:** The investment manager seeks to achieve its objective by investing in high-quality, efficient and sustainable companies benefiting from long-term trends. This search takes place in countries with conditions supportive of business growth and gathers evidence of firms' awareness, vision and strategic planning on environmental, social and governance (ESG) issues such as climate change and employee wellbeing. Through fundamental company analysis, the manager seeks to invest in companies meeting these criteria when they are trading at attractive valuations. The manager engages with investee companies as required on material ESG factors, integrating insights from our stewardship team, EOS at Federated Hermes.

### Fund information

|                                      |  |
|--------------------------------------|--|
| Fund type                            | UCITS  |
| Inception date                       | 09 December 2008   |
| Fund size (m)                        | £2,752.1 / €3,218.6<br>A\$5,348.0 / US\$3,471.1<br>S\$4,690.3  |
| Lead Portfolio Manager               | Kunjai Gala  |
| Co-Portfolio Manager                 | Vivek Bhutoria<br>Christopher Clube  |
| Benchmark                            | MSCI Emerging Markets<br>Net   |
| IA sector                            | Global Emerging Markets  |
| No. of holdings                      | 63   |
| Concentration of top 10 holdings (%) | 38.77  |
| Base currency                        | US Dollar  |
| Pricing                              | Daily  |
| Valuation point                      | Midday   |
| Ongoing Charge (%)                   | 0.81   |
| Share class                          | L Sterling Accm  |
| Min. investment                      | £100,000,000 or currency equivalent  |
| ISIN                                 | IE00BZ4C8688   |
| Valoren                              | 33792764   |
| WKN                                  | A2AQ8Z   |
| Bloomberg ticker                     | HGEMJGA  |
| Morningstar Rating                   | ★★★  |
| FundCalibre Rating                   |  ELITE FUND<br>rated by FundCalibre.com |
| FE Invest Approved                   |  FE INVESTMENTS<br>APPROVED             |
| FE Crown Fund Rating                 |  FE fundinfo Crown Fund Rating          |

Share classes - whether Accm or Dist, hedged or unhedged - are available in other currencies. Ongoing Charge as at 31 December 2023 (estimated number). Morningstar as at 29 February 2024. FE Crown Fund Rating as at 31 January 2024. FundCalibre Rating as at 31 March 2024. FE Invest Approved Rating as at 31 March 2024.

### Fund performance as at 31 March 2024 (%)



Performance over one year is annualised with relative data calculated arithmetically

### Performance as at 31 March 2024 (%)

|           | YTD  | 2023  | 2022   | 2021  | 2020  | 2019  |
|-----------|------|-------|--------|-------|-------|-------|
| Fund      | 3.38 | -2.11 | -14.02 | -5.23 | 20.63 | 20.41 |
| Benchmark | 3.30 | 3.63  | -10.02 | -1.64 | 14.65 | 13.86 |

### Rolling year performance (%)

|      | 31/03/23<br>to 31/03/24 | 31/03/22<br>to 31/03/23 | 31/03/21<br>to 31/03/22 | 31/03/20<br>to 31/03/21 | 31/03/19<br>to 31/03/20 |
|------|-------------------------|-------------------------|-------------------------|-------------------------|-------------------------|
| Fund | 0.21                    | -7.18                   | -12.34                  | 50.69                   | -9.73                   |

|      | 31/03/18<br>to 31/03/19 | 31/03/17<br>to 31/03/18 | 31/03/16<br>to 31/03/17 | 31/03/15<br>to 31/03/16 | 31/03/14<br>to 31/03/15 |
|------|-------------------------|-------------------------|-------------------------|-------------------------|-------------------------|
| Fund | -1.19                   | 17.53                   | -                       | -                       | -                       |

Prior to 26th June 2020, Federated Hermes Global Emerging Markets Equity Fund was named Hermes Global Emerging Markets Fund. Performance not available for all of the above period. Fund performance shown is valued at midday, the benchmark is valued at close of business. Performance shown is the L share class Sterling Accumulating net of all costs and management fees since seeding on 02 September 2016. Prior to 1 June 2021, Federated Hermes Global Emerging Markets Equity Fund Class L was named Class J. Subscription and redemption fees are not included in the performance figures.

## Absolute portfolio exposures

### Top 10 holdings (%)

|                           | Fund | Benchmark |
|---------------------------|------|-----------|
| Taiwan Semiconductor Mftg | 9.82 | 8.33      |
| Samsung Electronics       | 7.90 | 4.06      |
| Tencent Holdings          | 5.42 | 3.57      |
| Infosys                   | 2.80 | 0.83      |
| ICICI Bank                | 2.56 | 0.95      |
| Itausa                    | 2.18 | 0.16      |
| Nari Technology           | 2.08 | 0.02      |
| Lotes Co Ltd              | 2.08 | 0.00      |
| AIA                       | 1.98 | 0.00      |
| Micron Technology         | 1.96 | 0.00      |

### Sector allocation (%)

|                        | Fund  | Benchmark |
|------------------------|-------|-----------|
| Information Technology | 30.23 | 23.73     |
| Financials             | 22.82 | 22.35     |
| Consumer Discretionary | 10.82 | 12.41     |
| Industrials            | 9.31  | 6.95      |
| Communication Services | 9.21  | 8.62      |
| Materials              | 7.17  | 7.20      |
| Health Care            | 2.97  | 3.47      |
| Consumer Staples       | 2.74  | 5.64      |
| Utilities              | 1.35  | 2.78      |
| Energy                 | 1.14  | 5.32      |
| Real Estate            | 0.88  | 1.52      |

### Top 10 country allocation (%)

|               | Fund  | Benchmark |
|---------------|-------|-----------|
| China         | 23.21 | 25.13     |
| Taiwan        | 17.61 | 17.63     |
| India         | 14.06 | 17.70     |
| Korea         | 13.99 | 12.82     |
| Brazil        | 4.39  | 5.23      |
| South Africa  | 4.22  | 2.78      |
| United States | 3.73  | 0.00      |
| Mexico        | 2.69  | 2.70      |
| Hong Kong     | 2.14  | 0.00      |
| Indonesia     | 1.91  | 1.86      |

Cash has been omitted from the sector allocation

### Federated Hermes

Federated Hermes is a global asset manager guided by the conviction that responsible investing is the best way to create long-term wealth.

The group offers access to capabilities that span equity, fixed income, private markets, multi-asset and liquidity management strategies, in addition to experienced stewardship.

Before making any investment (new or continuous) please consult a financial advisor as to its suitability.

### Contact us:

If you have any questions, please let us know using the contact details below:  
 United Kingdom +44 (0)20 7702 0888  
 Europe: +44 (0)20 7702 0888  
 Australia +61 (2) 8051 3083  
 Asia +65 6850 0670

Enquiries:  
[marketing@federatedhermes.com](mailto:marketing@federatedhermes.com)

SAI GLOBAL  
 ISO 14001  
 Environmental

## Environmental performance

(Base currency: US Dollar)

|  | Fund         | Benchmark     |
|--|--------------|---------------|
|  <b>Carbon Footprint</b><br>(Tonnes CO2 per million invested in base currency) | <b>66.04</b> | <b>248.05</b> |

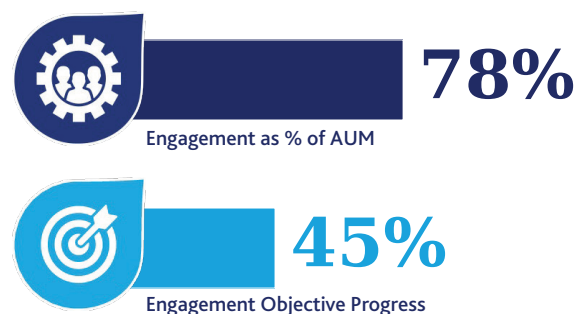
To measure the Fund's environmental performance the key performance indicator used is carbon footprint. This measures carbon emissions generated by companies within the Fund for every million units of currency invested. The calculation accounts for both direct and indirect greenhouse gas emissions, which are covered in industry-standard definitions for Scope 1, 2 and 3 emissions<sup>1</sup>. Where a benchmark is referenced on Page 1, the Fund's environmental performance is also compared to that of the benchmark. Therefore, a smaller carbon footprint figure than the benchmark's is evidence that the Fund's emissions, adjusted for the market value held in the Fund, are lower than those of the benchmark. However, please note this fund does not have a specific environmental performance target unless stated in the Fund Objective. The carbon footprint figures shown in the table are accurate as of the end of the previous month.

Sources: Trucost. <sup>1</sup>Scope 1 relates to emissions from sources owned or controlled by the company. Scope 2 addresses indirect emissions associated with the generation of imported or purchased electricity, heat and/or steam. Scope 3 captures other indirect upstream emissions that are a consequence of the company's activities but are generated by sources owned or controlled by another entity, such as employee business travel.

Please note a change in methodology in how we calculate the footprint numbers for our equity funds. Going forward, we will be using Enterprise Value including cash (EVIC) instead of Market cap, in line with the TCFD recommendations and current methodology used for credit portfolios, to calculate carbon, water and/or waste footprint. We are now also rebalancing the portfolios excluding any names without carbon and/or financial data to conduct the calculations; this will now allow the portfolio metrics to be comparable to benchmark metrics, where benchmark metrics are required.

## Stewardship

Engagement coverage and progress



The stewardship data show engagement coverage, progress and voting activity for the past 12 months as at the end of the previous month.

**Engagement coverage:** shows the proportion of Fund AUM engaged by our stewardship team, EOS at Federated Hermes (EOS). A higher value confirms that more assets are currently being engaged on material ESG and strategic considerations to develop more sustainable business practices and effect positive change.

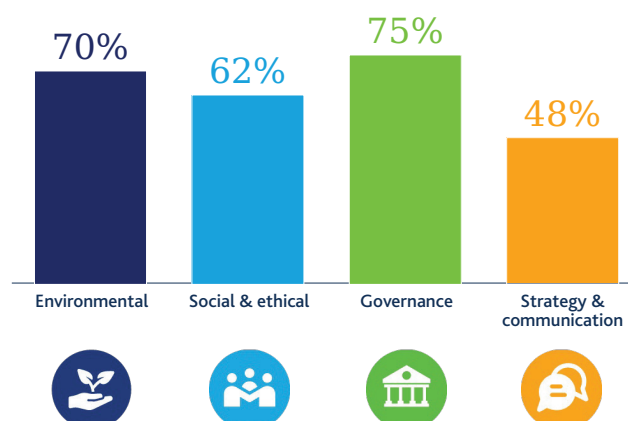
**Engagement progress:** expresses the success of engagements with Fund assets. The percentage value confirms the proportion of engagements that have progressed one milestone under EOS's proprietary tracking system.

**AUM engaged by theme:** conveys the ESG and strategic topics that assets have been engaged on over the past 12 months.

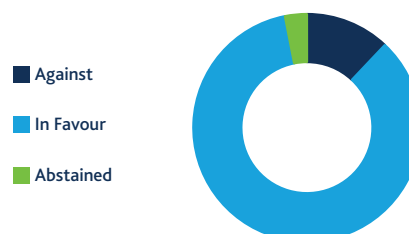
**Voting activity:** estimates voting activity at shareholder meetings based on Fund holdings at the end of the period. Votes are categorised as where the Fund either voted against management's recommendations on at least one resolution, entirely in favour of management's proposals, or abstained. EOS provides recommendations to the Fund on voting.

Source: EOS at Federated Hermes. Data is averaged over a 12-month rolling period.

Percentage of AUM engaged by theme



Voting activity (%)



### Risk profile

- Past performance is not a reliable guide to future performance.
- The value of investments and income from them may go down as well as up and you may not get back the original amount invested.
- Emerging Markets Risk: The Fund invests in Emerging Market countries, these markets are less established, and often subject to greater share price fluctuations and higher risks than more developed market countries.
- Currency Risk: Where the currency of the share class you have invested in is different to the base currency of the Fund, movements in the currencies may have a negative effect on the value of your investment.
- For more information on risks please refer to the Key Investor Information Document / Key Information Document and Prospectus.

### Glossary of terms

|                               |  |
|-------------------------------|--|
| Accm or Accumulating          | Instead of income derived from the fund's shares being paid to investors as dividends, this income is re-invested within the fund to buy further shares.   |
| Active ESG                    | Responsible, active investing for long-term performance. In seeking traditional financial objectives, these Funds employ responsible-investment approaches.  |
| Benchmark                     | A standard against which the performance of a fund can be measured. Generally, broad market stock and bond indexes are used for this purpose.  |
| Bloomberg Ticker              | A string of characters or numbers to identify a listed company or entity on financial services news services.  |
| Citywire Rating               | Provides a rating of individual fund manager performance, rather than rating funds. Fewer than 25% of managers tracked qualify for a Citywire Fund Manager Rating. The ratings range downwards from AAA to AA, A and +.  |
| COB                           | Close of business.   |
| Dist or Distributing          | Income derived from the funds shares being paid to investors as dividends.   |
| Engagement                    | A purposeful, long-term and proactive dialogue between a company or asset and its investors, aiming to influence or change the way it is run in order to enhance its value and generate positive environmental and social outcomes. As a pioneer of effective stewardship, the international business of Federated Hermes believes that this practice lies at the heart of long-term investment. Our Responsibility Office oversees the integration of stewardship into all our investment activities. |
| EOS at Federated Hermes (EOS) | A pioneer of effective stewardship and provider. Founded in 2004 on a legacy dating back to 1983, EOS provides investors worldwide with the following services: engagement, voting, public policy advocacy, responsible-investment policy advice and portfolio screening.  |
| FE Crown Fund Rating          | Ratings are compiled using three key measurements of a fund's performance. A five FE Crown Fund Rating reflects the highest tier.  |
| Future                        | A financial contract obligating the buyer to purchase an asset (or the seller to sell an asset) at a pre-determined future date & price.   |
| IA Sector                     | The IA sectors divide funds available in the UK, including some offshore (EU) funds, into smaller groups, to allow you to make like-for-like comparisons between funds in a sector.  |
| Impact                        | Mission-led investment strategies to deliver positive impact. Applying responsible-investment approaches, these Funds focus on companies generating positive impact or undergoing positive transformation benefiting people and the planet.  |
| ISIN                          | International Securities Identification Numbers (ISIN) uniquely identify a financial security for trading and settlement purposes.   |
| Morningstar Rating            | A ranking ranging from one to five stars, with five being the best, given to publicly traded funds by the investment research firm Morningstar.  |
| Ongoing Charge                | Estimated charges taken from the Fund over one year.   |
| Overweight / Underweight      | A situation where a portfolio holds an excess or lesser amount of a particular security when compared to the security's weight in the underlying benchmark portfolio.  |
| Portfolio Exposures           | A measurement of how much a fund is invested in a particular financial security and/or market sector and/or industry. The measurement is usually represented as a percentage of the overall fund or a percentage relative to its benchmark.  |
| Sustainable                   | Thematic and values-based approaches for sustainable outcomes. With financial and sustainability objectives, these Funds use responsible-investment approaches with greater exposure to ESG leaders and use of industry exclusions.  |
| Valuation Point               | The time at which the assets of a fund are priced.   |

**Disclaimer**

This is a marketing communication. This document does not constitute a solicitation or offer to any person to buy or sell any related securities, financial instruments or products; nor does it constitute an offer to purchase securities to any person in the United States or to any US Person as such term is defined under the US Securities Exchange Act of 1933. It pays no regard to an individual's investment objectives or financial needs of any recipient. No action should be taken or omitted to be taken based on this document. Tax treatment depends on personal circumstances and may change. This document is not advice on legal, taxation or investment matters so investors must rely on their own examination of such matters or seek advice. Before making any investment (new or continuous), please consult a professional and/or investment adviser as to its suitability. All figures, unless otherwise indicated, are sourced from Federated Hermes. Whilst Federated Hermes has attempted to ensure the accuracy of the data it is reporting, it makes no representations or warranties, expressed or implied, as to the accuracy or completeness of the information reported. The data contained in this document is for informational purposes only, and should not be relied upon to make investment decisions. Federated Hermes Limited shall not be liable for any loss or damage resulting from the use of any information contained on these pages. All performance includes reinvestment of dividends and other earnings.

Federated Hermes Investment Funds plc ("FHIF") is an open-ended investment company with variable capital and with segregated liability between its sub-funds (each, a "Fund"). FHIF is incorporated in Ireland and authorised by the Central Bank of Ireland ("CBI"). FHIF appoints Hermes Fund Managers Ireland Limited ("HFMI") as its management company. HFMI is authorised and regulated by the CBI.

Further information on investment products and any associated risks can be found in the relevant Fund's Key Investor Information Document / Key Information Document, the prospectus and any supplements, the articles of association and the annual and semi-annual reports. In the case of any inconsistency between the descriptions or terms in this document and the prospectus, the prospectus shall prevail. Details of the Manager's Remuneration Policy and Sustainable Policies are available on the Policies and Disclosures page at <https://www.hermes-investment.com/ie/hermes-ireland-policies-and-disclosures>, including: (a) a description of how remuneration and benefits are calculated; and b) Sustainability related policy and disclosures. These documents are available free of charge (i) at the office of the Administrator, Northern Trust International Fund Administration Services (Ireland) Limited, Georges Court, 54- 62 Townsend Street, Dublin 2, Ireland. Tel (+ 353) 1 434 5002 / Fax (+ 353) 1 531 8595; (ii) at <https://www.hermes-investment.com/ie>; (iii) at the office of its representative in Switzerland (ACOLIN Fund Services AG, Leutschenbachstrasse 50, CH-8050 Zurich, [www.acolin.com](http://www.acolin.com)). The paying agent in Switzerland is NPB Neue Privat Bank AG, Limmatquai 1 / am Bellevue, CH-8024 Zürich. The information provided herein does not constitute an offer of the Fund in Switzerland pursuant to the Swiss Financial Services Act ("FinSA") and its implementing ordinance. This is solely an advertisement for the Fund pursuant to FinSA and its implementing ordinance. The costs for hedged share classes will be higher than the costs for non-hedged share classes. Refer to the prospectus or offering documents before making any final investment decisions and consider all fund characteristics and not just ESG characteristics.

Issued and approved by Hermes Fund Managers Ireland Limited ("HFMI") which is authorised and regulated by the Central Bank of Ireland. Registered address: 7/8 Upper Mount Street, Dublin 2, Ireland, DO2 FT59. HFMI appoints Hermes Investment Management Limited ("HIML") to undertake distribution activities in respect of the Fund in certain jurisdictions. HIML is authorised and regulated by the Financial Conduct Authority. Registered address: Sixth Floor, 150 Cheapside, London EC2V 6ET. Telephone calls will be recorded for training and monitoring purposes. Potential investors in the United Kingdom are advised that compensation may not be available under the United Kingdom Financial Services Compensation Scheme.

**In Australia:** This Factsheet relates to interests in the Fund ("Fund") named on the Factsheet. Federated Hermes Investment Funds Plc is the issuer of interests in the Fund ("Issuer"). Both Hermes Investment Management Ltd and Federated Investors Australia Services Ltd ACN 161 230 637 ("FIAS") are the distributors of the Fund ("Distributors"). None of the Fund or the Manager hold an Australian financial services licence under the Corporations Act 2001 (Cth) ("Corporations Act"). HIML operates under the relevant class order relief from the Australian Securities and Investments Commission ("ASIC") while FIAS holds an AFS licence (Licence Number - 433831). The offer of interests in the Fund ("Interests") is only made in circumstances under which no disclosure is required under Chapter 6D and Part 7.9 of the Corporations Act. Nothing in this Factsheet is, or purports to be, an offer to a person to whom disclosure would be required under Chapter 6D or Part 7.9 of the Corporations Act. This Factsheet is not a disclosure document under Chapter 6D of the Corporations Act or a product disclosure statement for the purposes of Part 7.9 of the Corporations Act. This Factsheet has not been and will not be lodged with ASIC and does not contain all the information that a disclosure document or a product disclosure statement is required to contain. The distribution of this Factsheet in Australia has not been authorised by ASIC or any other regulatory authority in Australia. In addition, the Fund is not a registered managed investment scheme, as defined in the Corporations Act. This Factsheet is provided for general information purposes only and is not intended to constitute, and does not constitute, the provision of any financial product advice or recommendation and must not be relied upon as such. This Factsheet is not intended to influence a person in making a decision in relation to a particular financial product or class of financial products, or an interest in a particular financial product or class of financial products. This Factsheet has been prepared without taking account of your objectives, financial situation or needs and you should obtain independent professional financial advice that considers your circumstances before making any financial or investment decisions.

**In Hong Kong:** The contents of this document have not been reviewed by any regulatory authority in Hong Kong. You are advised to exercise caution in relation to the offer. If you are in any doubt about any of the contents of this document, you should obtain independent professional advice. The fund is not authorised under Section 104 of the Securities and Futures Ordinance of Hong Kong by the Securities and Futures Commission of Hong Kong. Accordingly the distribution of this document, and the placement of interests in the fund in Hong Kong, is restricted. This document may only be distributed, circulated or issued to persons who are professional investors under the Securities and Futures Ordinance and any rules made under that Ordinance or as otherwise permitted by the Securities and Futures Ordinance.

**In Singapore:** This document and the information contained herein shall not constitute an offer to sell or the solicitation of any offer to buy which may only be made at the time a qualified offeree receives a Hermes Investment Funds Public Limited Company prospectus, as supplemented with the global supplement, the relevant fund supplement, and the relevant Singapore supplement (the "prospectus"), describing the offering and the related subscription agreement. In the case of any inconsistency between the descriptions or terms in this document and the prospectus, the prospectus shall control. Securities shall not be offered or sold in any jurisdiction in which such offer, solicitation or sale would be unlawful until the requirements of the laws of such jurisdiction have been satisfied. For the avoidance of doubt, this document has not been prepared for delivery to and review by persons to whom any offer of units in a scheme is to be made so as to assist them in making an investment decision. This document and the information contained herein shall not constitute part of any information memorandum. Without prejudice to anything contained herein, neither this document nor any copy of it may be taken or transmitted into any country where the distribution or dissemination is prohibited. This document is being furnished on a confidential basis and solely for information and may not be reproduced, disclosed, or distributed to any other person. This document has not been reviewed by the Monetary Authority of Singapore.

**In Spain:** This communication has been prepared solely for information purposes and does not constitute a prospectus. While attention has been paid to the contents of this communication, no guarantee, warranty or representation, express or implied, is given to the accuracy, correctness or completeness thereof. This communication and information contained herein must not be copied, reproduced, distributed or passed to any person other than the recipient without Hermes Fund Managers Ireland Limited's prior written consent. Neither Hermes Fund Managers Ireland Limited, its branches, subsidiaries or affiliates, nor any other company or unit belonging to the Hermes Group, nor any of its directors or employees can be held directly or indirectly liable or responsible with respect to this communication. Federated Hermes Investment Funds PLC ("the Company"), is duly registered with the Spanish Securities Market Commission ("CNMV") under number 1394 ([www.cnmv.es](http://www.cnmv.es)), where an updated list of the authorised distributors of the Company in Spain (the Spanish Distributors) can be found. This document only contains brief information on the Sub-Fund and does not disclose all of the risks and other significant aspects relevant to a potential investment in the Sub-Fund. In addition, a copy of the report on the planned types of marketing in Spain must be provided using the form published on the CNMV website. All mandatory official documentation shall be available through the Spanish Distributors, in hard copy or by electronic means, and also available upon request by dialling +44(0)20 7702 0888, writing to [marketing@federatedhermes.com](mailto:marketing@federatedhermes.com) or consulting <https://www.hermes-investment.com/es/>, where you may also obtain updated information on the net asset value of the relevant shares available in Spain.

**Benchmark source:** MSCI. The MSCI data is for internal use only and may not be redistributed or used in connection with creating or offering any securities, financial products or indices. Neither MSCI nor any other third party involved in or related to compiling, computing or creating the MSCI data (the "MSCI Parties") makes any express or implied warranties or representations with respect to such data (or the results to be obtained by the use thereof), and the MSCI Parties hereby expressly disclaim all warranties of originality, accuracy, completeness, merchantability or fitness for a particular purpose with respect to such data. Without limiting any of the foregoing, in no event shall any of the MSCI Parties have any liability for any direct, indirect, special, punitive, consequential or any other damages (including lost profits) even if notified of the possibility of such damages.