

INDOSUEZ FUNDS - NAVIGATOR

MONTHLY REPORTING - MARCH 2024



PROMOTIONAL DOCUMENT


NAV	Class M	EUR	121.34
	Class MX	EUR	112.42
	Class P	EUR	115.68
	Class PX	EUR	107.28
AUM	EUR 108.9 million		

OBJECTIVE AND INVESTMENT POLICY

The objective of the sub-fund consists of seeking long-term capital growth through flexible exposure to the main equity bond and markets. The Funds seeks to generate positive performance in all market conditions over the recommended investment horizon, using a model to detect major trends in the equity and bond markets. The sub-fund uses a flexible asset allocation approach and can take long and short positions (through derivative financial instruments) in order to modify its exposure to different markets and asset classes according to market conditions and opportunities.

There is no guarantee that the investment objective of the sub-fund will be achieved or that there will be a return on investment.

Risk Indicator



The risk and reward indicator shown has 7 categories. Risk category 5 reflects high potential for gains and/or losses in the value of the portfolio. Category 1 does not mean "risk-free". The sub-fund does not offer any capital guarantee.

See the explanation in the "Main Risks" section of this document as well as the Key Investor Information Document ("PRIIPS KIID").

Structure: Indosuez Funds

Sub-fund: Navigator

Legal: SICAV - UCITS scheme

Domicile: Luxembourg

Launch: 07 september 2016

Life of the sub-fund: Unlimited

Management company:
CA Indosuez Wealth (Asset Management)

Benchmark: Not applicable

Currency of the sub-fund: EUR

Recommended investment period:
Minimum 5 years

Liquidity: Daily

Orders:
Valuation Day at 10:00am (CET)

Payment: Valuation Day +2

PERFORMANCES (net of fees) at 31 March 2024

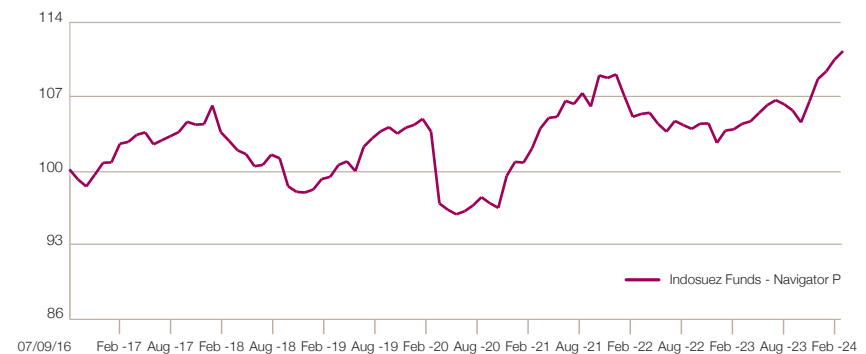
PERIOD	LAUNCH	CURRENCY	1 MONTH	YTD	2021	2022	2023	ANNUALISED	
								5 YEARS	SINCE LAUNCH
Class M	07/09/2016	EUR	1.02%	3.43%	12.12%	-7.43%	8.84%	3.47%	2.59%
Class MX	26/09/2016	EUR	1.01%	3.41%	12.10%	-7.41%	8.85%	2.10%	1.57%*
Class P	07/09/2016	EUR	0.96%	3.31%	11.48%	-8.06%	8.17%	2.84%	1.95%
Class PX	29/09/2016	EUR	0.96%	3.33%	11.55%	-8.06%	8.17%	1.45%	0.94%*

*The performance is calculated taking into account the reinvestment of the dividend.

Sources: CA Indosuez Wealth (Asset Management). **Past performance is no guarantee of future results.** Performance is shown after deduction of all charges, with the exception of any entry/exit charges. Accumulation classes: dividends reinvested. Income classes: dividends paid out. Reference periods: YTD (year to date) from 31/12/2022 to the monthly reporting date, cumulative performance / 2023 : 31/12/2023 - 31/12/2022 / 2022 : 31/12/2022 - 31/12/2021 / Annualised since launch: since the launch date of the class to the monthly reporting date, annualised performance / 5-year annualised (when the class has been offered for more than 5 years): at the reporting date over the past five years, annualised performance. The calculations of returns do not take account of taxes applicable to the average retail client who is a physical person in their country of residence.

When the currency shown differs from yours, there is a currency risk that can result in a decrease in value. The reference currency of the sub-fund is EUR. The NAV of other classes are published on www.fundinfo.com. The charts showing the change in the NAV are published on www.fundsquare.net. For the performances of the other classes, please contact the management company.

CHANGE IN THE NAV SINCE THE CREATION OF THE P CLASS (Base 100) at 31 March 2024



Sources: CA Indosuez Wealth (Asset Management). **Past performance figures are not a reliable indication of future performance.** The figures shown are calculated in the reference currency of the class. They are calculated after deduction of all charges, with the exception of any entry/exit charges. Net figures do not take account of taxes applicable to the average retail client who is a physical person in their country of residence. When the currency shown differs from yours, there is a currency risk that can result in a decrease in value.

MAIN RISKS

The sub-fund is subject to the risks of market fluctuation and capital loss. It does not offer any capital guarantee and you may not get back the amount you originally invested. There is no guarantee that the investment objective will be achieved or that you will obtain a return on your investment. The fund is subject to the following risks (non-exhaustive list):

- Risks related to derivatives:** The risk of a change in the market value of the underlying, liquidity risk, management risk, and risk of default of the counterparty.
- Risks related to investments in other UCIs/UCITS:** The risks inherent in these UCIs/UCITS, such as the risk of fluctuation in the currency of the country in which the UCI invests, regulation in terms of foreign exchange control, application of the taxation laws of different countries, etc.
- Foreign exchange risk:** The sub-fund's assets can be invested in securities that are denominated in a currency other than its reference currency; the NAV of the sub-fund may fluctuate according to the exchange rate between the sub-fund's reference currency and the currency of the invested securities.
- Risks related to the leverage effect:** Leverage maximises the profits of a market transaction but also generates a higher risk of loss of capital.

The "Synthetic Risk and Reward Indicator" (SRRI)

The risk and reward profile is ranked in **category 5** (P class), due to its investments in equities and debt securities with no restrictions in terms of geographic region. Please note that this indicator does not sufficiently take into consideration the following risks:

- Risks related to derivatives:** The risk of a change in the market value of the underlying, liquidity risk, management risk, and risk of default of the counterparty.
- Risks related to the impact of hedging techniques:** The use of derivatives for the purpose of hedging in a rising market could reduce potential gains.
- Credit risk and interest rate risk related to investments in bonds:** The sub-fund, which invests in bonds, money market securities or other debt securities, is subject to the risk that the issuer will default.

For more information regarding specific risks, as well as fees and expenses, you are advised to read the Key Investor Information Document and the prospectus of the sub-fund (please refer to section 6 "Investment risks" in particular).

Morningstar at 31 March 2024, reference class: P. Please refer to the Morningstar website for details about the category at the following link: http://advisor.morningstar.com/Enterprise/VTC/Category_Definitions_EAA%20_Apr%202017.pdf and for details about the method of calculation related to the attribution of Morningstar stars: https://s21.q4cdn.com/198919461/files/doc_downloads/othe_disclosure_materials/MorningstarRatingforFunds.pdf. Readers should be aware that this rating has been calculated for illustrative purposes only and is subject to change. Past ratings are not an indicator of the sub-fund's future performance.

Please read the important information and the Glossary provided at the end of the document.

INDOSUEZ FUNDS - NAVIGATOR

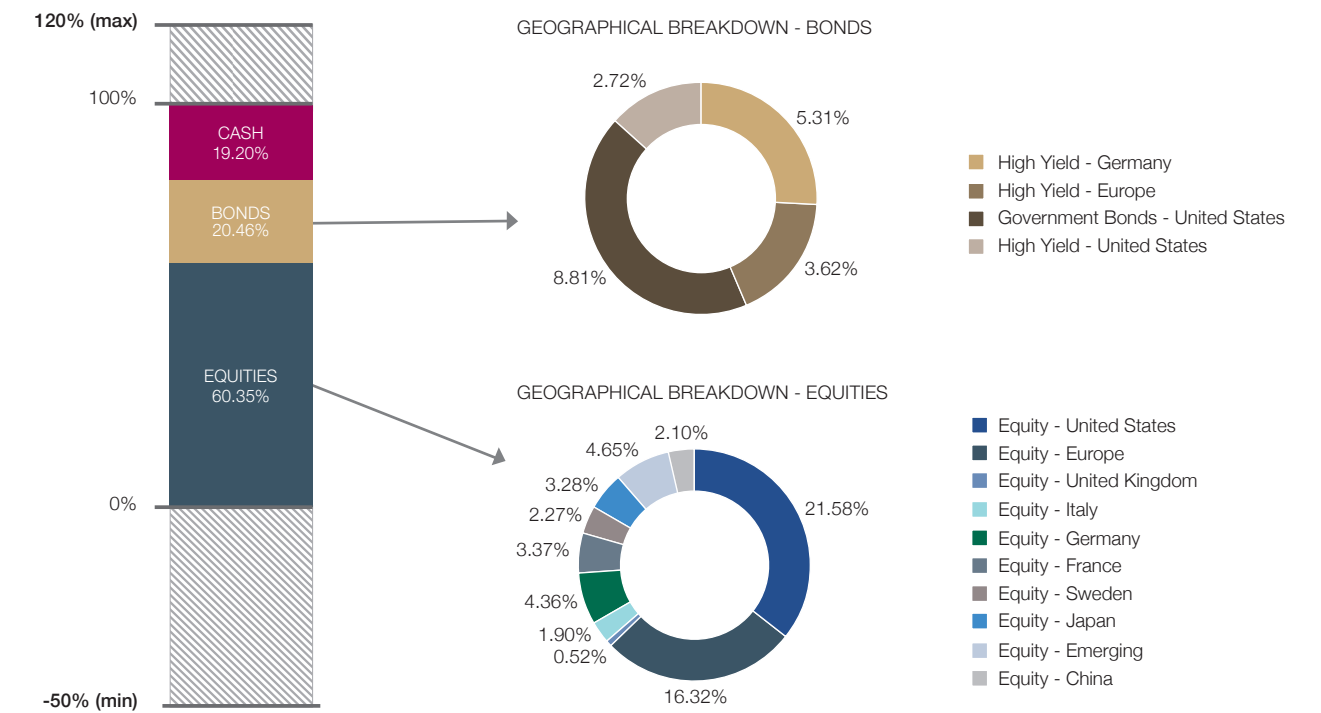
PORTFOLIO ALLOCATION

PORTFOLIO CHARACTERISTICS	Sub-fund
VaR 99% 20 Days Absolute Historical	3.70%
Volatility 1 year	4.37%

- **Value at Risk (VaR):** Measure of an investor's maximum potential loss on the value of a portfolio of financial assets over a given holding period and confidence interval.
- **Volatility:** Change in the value of a financial product. Volatility reflects the risk of a loss in value of a financial asset (in the event of a drop in prices).

TOP 10	Sub-fund
1. S&P500 EMINI FUT Mar24	9.45%
2. US 2YR NOTE (CBT) Mar24	5.58%
3. CAC40 10 EURO FUT Feb24	5.22%
4. FTSE/MIB IDX FUT Mar24	5.08%
5. EURO STOXX 50 Mar24	5.06%
6. DJIA MINI e-CBOT Mar24	4.72%
7. DAX INDEX FUTURE Mar24	4.10%
8. IFSC NIFTY 50 FUT Feb24	4.06%
9. AMUNDI MSCI BRAZIL-ETF ACC	3.46%
10. NYSE FANG+ Idx Fu Mar24	3.40%

ASSET BREAKDOWN (excluding cash)



The UCIs held in the portfolio may not be available in your country of residence. Please check with your investment adviser.
Source: CA Indosuez Wealth (Asset Management) at 31/03/2024.

Definition for illustration purposes only. The portfolio breakdown/allocation will change over time.

Please read the important information and the Glossary provided at the end of the document.

INDOSUEZ FUNDS - NAVIGATOR

Country of distribution (classes registered or authorised for distribution in the countries listed for the investor group concerned)
Singapore: "restricted scheme" only available to accredited investors and not to retail investors
Not available to U.S. Persons

Class	Currency	Distribution	ISIN	Minimum Investment	Launch	MF	ENC	EXC	OC	CF	PC	Swing Pricing* (purchase/sale)	Distribution countries
M	EUR	Accumulation	LU1438192996	1 share	07/09/2016	0.50 %	1.50 %	1.00 %	1.17 %	1.00 %		3.00 %	LU,BE,ES,CH,SG,IT,FR
MX	EUR	Distribution	LU1438193028		26/09/2016	0.50 %	1.50 %	1.00 %	1.17 %	1.00 %		3.00 %	LU,BE,ES,CH,SG,IT
MHU**	H-USD	Accumulation	LU1438193291		28/09/2016	0.50 %	1.50 %	1.00 %	1.17 %	1.00 %		3.00 %	LU,ES,CH
MHUX**	H-USD	Distribution	LU1438193374		28/09/2016	0.50 %	1.50 %	1.00 %	1.17 %	1.00 %	10.00% max. of the net outperformance of Eonia Capitalised (OISEONIA) and reinstatement of the high-water mark, if no performance fee has been paid after three years. Performance fees charged: 0.01% (P and PX classes) and 0.02% (M and MX classes) at the last close of the sub-fund.	3.00 %	LU,BE,CH
MHS**	H-CHF	Accumulation	LU1511590959		09/06/2017	0.50 %	1.50 %	1.00 %	1.14 %	1.00 %		3.00 %	LU,CH
P	EUR	Accumulation	LU1438193457		07/09/2016	1.20 %	3.00 %	1.00 %	1.87 %	1.00 %		3.00 %	LU,BE,ES,CH,SG,IT,FR
PX	EUR	Distribution	LU1438193531		31/09/2016	1.20 %	3.00 %	1.00 %	1.87 %	1.00 %		3.00 %	LU,BE,ES,CH,SG,IT
PHU**	H-USD	Accumulation	LU1438193614		28/09/2016	1.20 %	3.00 %	1.00 %	1.86 %	1.00 %		3.00 %	LU,CH,SG
PHUX**	H-USD	Distribution	LU1438193705		18/07/2017	1.20 %	3.00 %	1.00 %	1.86 %	1.00 %		3.00 %	LU,CH
PHS**	H-CHF	Accumulation	LU1511591098		07/03/2017	1.20 %	3.00 %	1.00 %	1.87 %	1.00 %		3.00 %	LU,CH
W	EUR	Accumulation	LU1659117094	5,000,000 or 10,000,000 euros (or the equivalent amount in another currency)	26/04/2018	0.25 %	1.50 %	0.50 %	0.72 %	0.50 %		3.00 %	LU,IT
WX	EUR	Distribution	LU1659117177		26/04/2018	0.25 %	1.50 %	0.50 %	0.72 %	0.50 %		3.00 %	LU,IT

*Swing Pricing: the subscription/redemption price will be increased/reduced to adjust for any costs of buying/selling assets if a sub-fund shows a net subscription/redemption position.
This cost is not currently applicable for this sub-fund.

**"H" means "hedged". The hedging seeks to mitigate the impact of currency movements on those classes of the fund that are denominated in currencies other than the reference currency of the fund.

TYPE OF INVESTOR PER CLASS

M/MX/MHU/MHUX/MHS: Investors must either have signed a specific investment advisory contract with an entity of the Crédit Agricole Group and paying fees for this specific investment advisory contract or be specially authorised by the Board of Directors of the Company

P/PX/PHU/PHUX/PHS: All investors

W/WX: Non-institutional investors investing a minimum either of EUR 5,000,000 or EUR 10,000,000 or the equivalent in another currency, as well as any investors approved by the Company's Board of Directors

MF: Management Fees, not including any performance fee (these fees are included in the ongoing charges figure)

ENC/EXC: Entry charges/Exit charges (maximum rate paid to intermediaries)

OC: Ongoing charges

CF: Conversion fee

PC: Performance fee

If the reference currency of a sub-fund is different from that of the investor, fluctuations in the exchange rate can have a negative impact on the value of the securities held and the income received.

ACCESS TO DOCUMENTS CONCERNING THE FUND AND INFORMATION IN YOUR COUNTRY

Before making an investment decision, you should read the current Prospectus, the Key Investor Information Document ("KIID") and the latest annual and semi-annual reports (the "sub-fund documents"), available in electronic format and in the language of the country where the sub-fund is authorised for distribution, on request and without charge from the management company CA Indosuez Wealth (Asset Management), 31/33, avenue Pasteur, L-2311 Luxembourg, Tel.: +352.26.86.69.1. All complaints must be made to the Compliance division of CA Indosuez Wealth (Asset Management) at 31-33, Avenue Pasteur, L-2311 Luxembourg.

France: The Sub-fund documents are also available in French on request and without charge from the management company CA Indosuez Wealth (Asset Management), 31/33, Avenue Pasteur, L-2311 Luxembourg, as well as from the centralising agent: CACEIS Bank France, 89 rue Gabriel Peri, 92120 Montrouge.

Belgium: Before making an investment decision, you should read the current Prospectus, the Key Investor Information Document ("KIID"), the net asset values and the latest annual and semi-annual reports ("the sub-fund documents"), available in French and Dutch without charge from the management company CA Indosuez Wealth (Asset Management) (hereinafter the "management company"), 31/33, avenue Pasteur L-2311 Luxembourg, Tel.: +352.26.86.69.1. or from the institution responsible for financial services in Belgium: Caceis Belgium, Avenue du Port 86C, BP 320, B-1000, Brussels, Belgium. The net asset values are also published on www.fundinfo.com. Any complaint can be forwarded to the attention of the Compliance Division of CA Indosuez Wealth (Asset Management) at 31-33, avenue Pasteur, L-2311 Luxembourg, to Caceis Belgium or to the official complaints service in Belgium at www.ombudsin.be.

Spain: Indosuez Funds registered for distribution with Comisión Nacional del Mercado de Valores (CNMV) - Number: 1279. The sub-fund documents are available in Spanish free of charge from the CNMV. Local Distributor and Paying Agent: CA Indosuez Wealth (Europe), Sucursal en España.

Monaco: This publication is distributed by CFM Indosuez Wealth, 11, Boulevard Albert 1^{er} - 98 000 Monaco, number 56S00341 in the Monaco Industrial and Commercial Register, approval: EC/2012-08.

Italy: Prospectus and KIID filed with CONSOB. The sub-fund documents are available from the paying agent in Italy, CACEIS Bank Italy Branch, Piazza Cavour 2, 20121 Milan, Italy.

Luxembourg: The Sub-fund documents are available in French and English on request and without charge from the management company CA Indosuez Wealth (Asset Management), 31/33, Avenue Pasteur, L-2311 Luxembourg, Custodian Bank and Paying Agent: CACEIS Bank, Luxembourg Branch.

Singapore: Marketing document exclusively for (i) "institutional investors" in accordance with Section 304 of the "Securities and Futures Act, Chapter 289 of Singapore" ("Act"), (ii) persons within the meaning of Section 305 (1) of the Act, (iii) to persons who meet the requirements of Section 305 (2) of the Act or (iv) in accordance with the other provisions of the Act applicable under exemptions. This document should not be passed on or distributed, directly or indirectly, to individuals in Singapore. The sub-fund is not authorised or treated as a "recognised scheme" by the Monetary Authority of Singapore ("MAS") and the share classes are not available to individual investors in Singapore. This sub-fund is a restricted scheme within the meaning of Singapore's Sixth Schedule to the Securities and Futures (Collective Investment Schemes) Regulations.

Switzerland: This document constitutes advertising within the meaning of Article 68 of the Swiss Financial Services Act (LSFin) and is provided for information purposes only. Documentation relating to the sub-fund (the prospectus, the simplified prospectus and/or the key investor information document (KIID) and annual and interim reports) is available free of charge from our representative or from CA Indosuez (Switzerland) SA. The Fund is registered in Luxembourg. The representative in Switzerland is CACEIS (Switzerland) SA, Route de Signy 35, CH-1260 Nyon and the paying agent for Switzerland is CACEIS Bank, Montrouge, Nyon branch / Switzerland.

U.S. Person: The SICAV and its sub-fund are not registered under US federal securities laws or any other applicable law in the states, territories and possessions of the United States of America. Consequently, they may not be marketed directly or indirectly in the United States (including its territories and possessions) and with or for the benefit of residents and citizens of the United States of America and "U.S. Persons". This document is not intended for use by residents or citizens of the United States of America and "U.S. Persons" under "Regulation S" of the Securities and Exchange Commission under the U.S. Securities Act of 1933 as amended (<https://www.sec.gov/rules/final/33-7505a.htm>).

INDOSUEZ FUNDS - NAVIGATOR

SPECIFIC TAXATION IN BELGIUM

On the basis of the tax legislation currently in force, which may be subject to change, the taxation for private investors subject to Belgian personal income tax is as follows for the following income:

- Tax on Stock Exchange Operations (TOB): 1.32% (up to EUR 4,000) applicable in case of redemption of the accumulation classes of the sub-fund or in case of conversion of the accumulation classes into classes of the same or another sub-fund. TOB: 0% for income classes.
- Withholding tax for income classes: 30% on the amount of distributions.

Scope of Article 19bis CIR92 (sub-fund investing more than 10% in bonds and other receivables): No

- If yes, withholding tax (exit tax): Capital gain subject to withholding tax of 30%.

IMPORTANT INFORMATION

This is a promotional document for Indosuez Funds (the "Fund"), an open-ended investment company ("SICAV") incorporated under Luxembourg law with multiple sub-funds, in accordance with the Luxembourg law of 10 August 1915 on commercial companies. The Fund is a UCITS under European Directive 2009/65/EC as amended and supplemented and Part I of the Luxembourg law of 17 December 2010 on mutual funds as amended (the "2020 Act"). The SICAV is registered with the Luxembourg Trade and Companies Register under number B 166912.

This document is intended for promotional purposes only. The information and opinions contained in this document do not constitute a personal or general recommendation and cannot be construed as investment, legal, tax, audit or any other form of professional advice. Under no circumstances does this document state that an investment or strategy is suitable or appropriate for any particular situation or for your risk profile.

The Sub-Fund is not intended for distribution in all jurisdictions; it is not intended for distribution to persons who are citizens or residents of jurisdictions in which the publication, dissemination or use of the information contained in this document is subject to restrictions or limitations. All investment decisions must be based on the current prospectus and/or full documentation and the publication of the Fund.

As in the case of all investments, investments in investment funds are subject to market, political, credit, economic, exchange rate and pricing risks. The price of Fund units and their return fluctuate and cannot be guaranteed. Investment costs impact actual performance. Achievement of investment targets cannot be guaranteed. All information, prices, market valuations and calculations given in this document may change without notice.

Before entering into any transaction you must consult your investment advisor and if necessary take advice from an independent professional advisor on the risks and all legal, regulatory, tax, accounting and credit consequences. We advise you to contact your usual advisors to ensure that you make decisions independently, based on your own personal circumstances, financial knowledge and experience and your own risk profile.

This promotional document is published by CA Indosuez Wealth (Asset Management), the asset management company of Indosuez Funds, which has its registered office at 31-33 Avenue Pasteur, L-2311 Luxembourg. It is licensed by the Commission de Surveillance du Secteur Financier (CSSF) pursuant to chapter 15 of the 2010 Act. The information contained in this document is based on sources we consider reliable. However, no guarantee can be given as to the currency, accuracy or completeness of the information contained in this document. Unless otherwise stated, the relevant date of this document is the issue date shown on the first page of this presentation.

This document cannot be photocopied, reproduced or distributed in all or any part or in any way without the prior agreement of your bank.

© 2023, CA Indosuez Wealth (Asset Management)/All rights reserved.

GLOSSARY

- **Average rating:** Weighted average of the portfolio's ratings.
- **Bn:** Billion.
- **Bond duration:** This is the average life of the financial flows of the bond weighted by their present value. All else being equal, the longer the duration, the greater the risk.
- **Bps:** Basis point.
- **Call:** The right of the issuer to prepay the bond at certain specified dates and at a price determined in advance.
- **Change in the value of a financial product:** Represents the rise or fall of this product.
- **Convertible bonds:** bond with a conversion right attached giving the holder the right to exchange the bond for shares in the company based on a pre-determined conversion ratio and within a future predetermined time period.
- **Credit bond:** Security that constitutes a claim on the issuer.
- **Emerging Sovereign Ext.:** «Emerging Sovereign Debt in external currency», i.e. debt securities issued by an emerging market State, for example, and in a currency other than that country's currency.
- **EM quasi issuer:** «Emerging quasi issuer», i.e. a security issued indirectly by an emerging market issuer.
- **Exposure / Exposure Rate / Investment Rate:**

The investment rate corresponds to the amount of invested assets expressed as a % of the portfolio.

The exposure rate corresponds to the investment rate, plus the impact of derivative instruments.

The equity exposure corresponds to the actual risk exposure percentage of the equity markets. Derivative strategies may be aimed at increasing exposure (boosting strategy) or reducing exposure (immunization strategy) of the underlying asset.

For example:

- An equity investment rate of 95% means that 95% of the sub-fund's assets are invested in equity markets in physical securities.

- An equity exposure rate of 75% means that the sub-fund's actual exposure to equity market risk is 75%. In fact, the investment rate of 95% is reduced by using derivative positions in the sale.

- An equity exposure rate of 100% means that the sub-fund's actual exposure to equity market risk is 100%. In fact, the investment rate of 95% is increased by using derivative positions in the purchase.

Exposure or rate of exposure to foreign currency: Percentage of real assets exposed to the given risk (currency risk).

- **Future / Futures Contract:** Commitment to buy or sell an underlying asset on a specified date and at an agreed price.
- **High Water Mark:** Highest value reached - the manager must in fact beat the highest net asset value at the end of the year before being able to charge a performance fee.
- **Listed real estate:** Real estate security listed on the stock market.
- **Market capitalisation:** Market value of a listed company. Obtained by multiplying the number of shares by their market price.
- **Maturity:** Time period between the reporting date (28 Feb. 2019) and the date on which a bond matures.
- **Morningstar Rating:** Quantitative assessment of the past performance of a unit/class, which is updated monthly and measures the risk and performance of this unit/class. It is an objective judgement comparing a unit/class compared to its Morningstar Category™.
- **NAV:** Net Asset Value.
- **Overnight:** Over 1 day.
- **P/E Ratio or «Price-Earning Ratio»:** Ratio measuring the ratio of share price to earnings per share.
- **Price/Book Ratio or «Price/Equity Ratio»:** Ratio comparing the market value of a share to its book value. It is calculated by dividing the price of a share by the book value per share.
- **Price to Cash-Flow or «PCF» Ratio:** Equal to the price divided by the free cash flow of the company.
- **Relative performance:** Measuring the gap between the performance of the financial asset and that of an index.

INDOSUEZ FUNDS - NAVIGATOR

- **Risk and yield profile:** This indicator represents the historical annual volatility of the sub-fund over a five-year period. In the absence of sufficient history, the indicator incorporates data simulated from a benchmark portfolio. The risk category associated with this sub-fund is not guaranteed and may change over time. The weakest category does not mean "risk-free". The capital initially invested is not guaranteed.
- **RMB:** Renminbi, the currency of the People's Republic of China.
- **Sovereign & Proxy bonds:** Bond issued by a State or a proxy (for example a State entity).
- **Standard & Poor's (S&P) rating:** Long-term credit ratings - Investment Grade category: AAA, AA, A, A-, BBB+, BBB: Speculative-grade category: BB, B, CCC: Short-term credit ratings: A-1+, A-1, B, C; NR: «Not Rated» (subject to change). The bond is no longer followed by the rating agency. Definition for illustration purposes only. For more details and information concerning S&P ratings, please visit the S&P site via the following link: https://www.standardandpoors.com/en_EU/web/guest/article/-/view/sourceId/504352.
- **« Swing pricing »:** The subscription/redemption price will be increased/reduced to adjust for any costs of buying/selling assets if a sub-fund shows a net subscription/redemption position. This cost is fully acquired by the sub-fund concerned, it being defined by the fund's Board of Directors.
- **UCITS V:** Directive 2014/91/EU of the European Parliament and of the Council of 23 July 2014 modifying Directive 2009/65/EC, coordinating legislative, regulatory and administrative provisions concerning certain undertakings for collective investment in transferable securities (UCITS) regarding the custodian functions, compensation policies and sanctions.
- **Volatility:** Degree of variation of the price of a sub-fund's unit/class that measures the significance of the risk over a given period. Volatility reflects the risk of a loss in value of a financial asset (in the event of a drop in prices).
- **YTD:** Year to Date (from January to the current date).