

# RENTA 4 - VALOR EUROPA R EUR

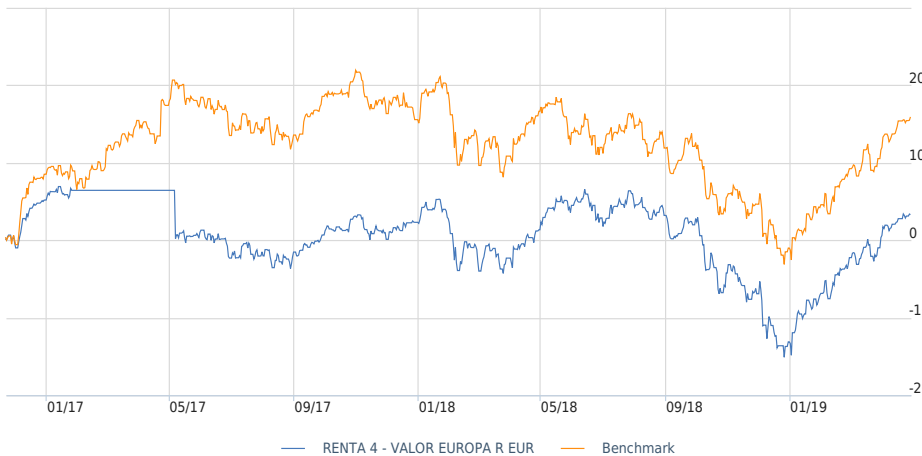
APRIL 2019

ESMA RISK LEVEL: 1 2 3 4 5 6 7

## Investment Policy

The sub-fund will be invests at least 75% of its net assets in equities. At least 60% of the net assets of Valor Europa will be issued by companies based in the Eurozone, and up to 40% may be invested in equities issued by companies based in the rest of Europe (outside the Eurozone) and the USA. Investments will be in large, mid and small capitalization companies.

The objective of the fund is to find opportunities in European equities through the differences or distortions that occur in the market between the valuation of companies in the market and their intrinsic or fundamental value. The fund has a differentiated and defined philosophy, based on two basic pillars: Quality Compounds and Value Investing to give greater consistency to the fund's performance.



Rentabilidades pasadas no garantizan rentabilidades futuras.

## Historical performance / returns

	Jan	Feb	Mar	Apr	May	Jun	Jul	Aug	Sep	Oct	Nov	Dec	Year
Fund	1.19%	0.00%	0.00%	0.00%	-5.71%	-2.65%	0.29%	-0.11%	2.87%	2.42%	-2.06%	1.31%	2016
Benchmark	-1.82%	2.75%	5.46%	1.68%	-0.14%	-3.17%	0.22%	-0.81%	5.07%	2.20%	-2.83%	-1.85%	2016
Fund	0.47%	-3.88%	-1.12%	3.73%	2.20%	-0.68%	3.04%	-2.65%	-1.17%	-6.10%	-2.79%	-6.66%	2017
Benchmark	3.01%	-4.72%	-2.25%	5.21%	-3.67%	-0.32%	3.83%	-3.76%	0.19%	-5.93%	-0.76%	-5.41%	2017
Fund	6.93%	4.35%	2.15%	4.31%									2018
Benchmark	5.26%	4.39%	1.62%	4.86%									2018
Fund													2019
Benchmark													2019

## Fund Manager Comment

Renta 4 - Valor Europa R EUR has performed +4,31% vs. +4,86% of the EuroStoxx 50 in April. So the performance has been +18,89% year to date in 2019.

The equity exposure has decreased from 92,8% of the assets to 92% since last month.

The companies with the best performance in April have been Rentokil, Siemens, Lanxess, EssilorLuxottica, ABInbev, ASML, Intertek, Sophos and Ontex. On the negative side, the companies with the worst performance were Dufry, Glencore, Reckitt, Roche, Maire Tecnimont, UPM and Anglo American.

We have reduced our weight in some companies like Unilever, ABInbev, Reckitt, Ferrovial and Vinci because they have been brilliant performance since January. Although the most important positions in the fund are global and defensive companies.

## Fund details

Category	European Equity
Benchmark	EUROSTOXX 50
Inception Date	2016-11-22
ISIN	LU1475740376
Management Company	Renta 4 Luxembourg
Custodian	Pictet & Cie (Europe) S.A.
Auditor	KPMG Luxembourg
Minimum Initial amount	EUR 1.000
Currency	EUR
Liquidity	Daily

## AUM

NAV	103.09 €
Total Assets under management	44,039,944 €

## Fees

Management fees	1,35%
Performance fee	9%
Custodian/ Depositary fees	0,05%
Subscription fee	No commission
Redemption fee	No commission
TER/OGC	1,22%

## Returns / performance

	Fund	Benchmark	Dif.
2019	18.89%	17.10%	1.79%
3 months	11.76%	11.16%	0.60%
6 months	9.88%	11.68%	-1.80%
1 year	1.93%	-0.62%	2.55%

## Statistics

	Fund	Benchmark
<b>RATIOS</b>		
<b>Volatility<sup>1</sup></b>	14.60%	14.34%
<b>Sharpe Ratio<sup>1</sup></b>	0.13	-0.04
<b>Downside Risk<sup>1</sup></b>	9.28%	9.28%
<b>Beta<sup>1</sup></b>		
<b>Alpha<sup>1</sup></b>	2.491	
<b>Correlation<sup>1</sup></b>	0.902	
<b>SINCE 2016-11-22</b>		
<b>Best month</b>	6.93%	7.83%
<b>Worst month</b>	-6.66%	-5.93%
<b>Positive months %</b>	60.0%	53.3%
<b>Negative months %</b>	40.0%	46.7%

<sup>1</sup> STATISTICS: 1 AÑO



Javier Galán - Fund Manager

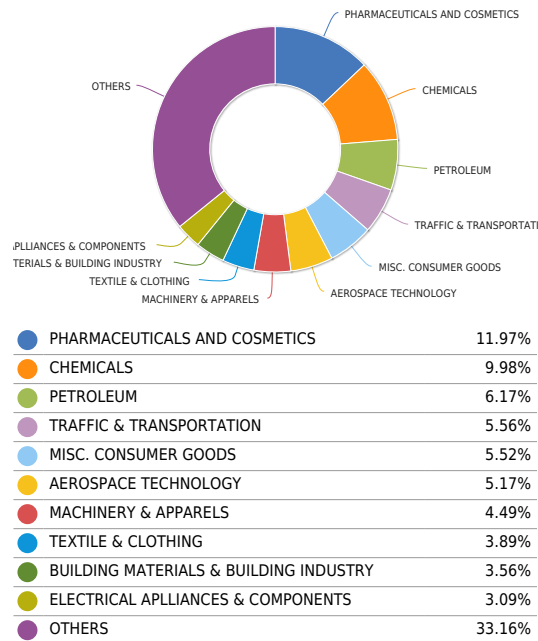
BSc by the university Autònoma de Madrid and the university of Essex (UK). Master in banking and finances by International Financial Analyst

+352 20 800 119 01  
info@renta4.lu  
@JGalanR4

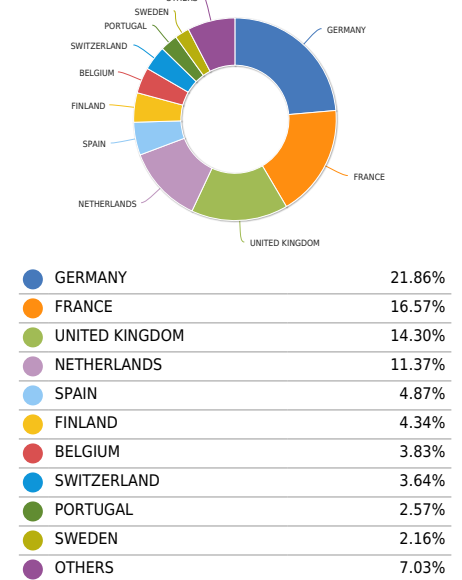
## Biggest position

LANXESS	3.75%	FRESENIUS	3.46%
RENTOKIL INITIAL	3.04%	DEUTSCHE POST	3.02%
AIRBUS	3.01%	UNILEVER -SHS CERT.-	2.77%
SIEMENS	2.75%	RECKITT BENCKISER GROUP	2.75%
FERROVIAL	2.54%	ANHEUSER-BUSCH INBEV	2.53%

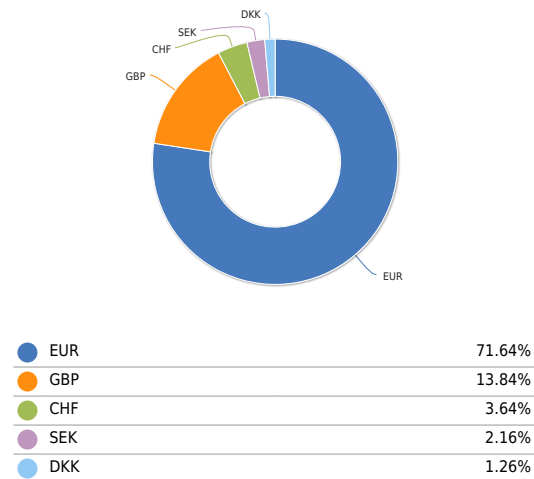
## Sector allocation



## Geographical allocation



## Currency allocations



The information contained in this presentation is provided for information purposes only and should in no event be construed as a solicitation or offer, as advice or as a recommendation to buy, sell or engage in any transaction whatsoever. The information and data contained in this document have been obtained from sources believed to be reliable, but they are not guaranteed. All expressions of opinion are subject to change without notice and are not intended to be a guarantee of future events. Neither accuracy nor completeness is warranted and any liability, including incidental or consequential damages, arising from errors or omissions in this document are expressly disclaimed. It is the responsibility of any person to comply with the laws of the country in which he is resident and/or using the service and that person will bear any direct or indirect consequences resulting from non-compliance with these legal and regulatory requirements. Subscriptions in the Company's Shares are only valid if they are made in accordance with the provisions of the Prospectus and the key investor information document(s) accompanied by the most recent annual report available and, in addition, by the most recent half-year report if this was published after the most recent annual report. No one may make use of information other than that appearing in the Prospectus or the key investor information document and in the documents mentioned therein as being available for consultation by the public. Investors should choose the Sub-Fund that best suits their specific risk and return expectations as well as their diversification needs and are encouraged to seek independent advice in that regard. Past performance is not a guide to future performance.