

Summary of fund objective

The Fund is actively managed. The Fund aims to achieve a positive total return in all market conditions over a rolling 3 year period. The Fund targets a gross return of 5% p.a. above 3 month EURIBOR (or an equivalent reference rate) and aims to achieve this with less than half the volatility of global equities, over the same rolling 3 year period. There is no guarantee that the Fund will achieve a positive return or its volatility target. For the full objectives and investment policy please consult the current prospectus.

Key facts



Georgina Taylor, Richard Batty, Sebastian Mackay, Gwilym Satchell, Henley-on-Thames Managed Fund since December 2013

Share class launch

16 November 2016

Original fund launch

18 December 2013

Legal status

Luxembourg SICAV with UCITS status

Share class currency

EUR

Share class type

Income

Fund size

EUR 306.43 mn

Ongoing charges ¹

1.12%

Reference Benchmark

3 Month Euribor Index + 5%

ISIN code

LU1504056299

Current NAV

EUR 8.70

12 month price high

EUR 8.93 (19/01/2023)

12 month price low

EUR 8.18 (01/09/2022)

Minimum investment ²

EUR 800,000

Entry charge

Up to 5.00%

Annual management fee

0.9%

Risk Indicator ³

Lower risk

Higher risk



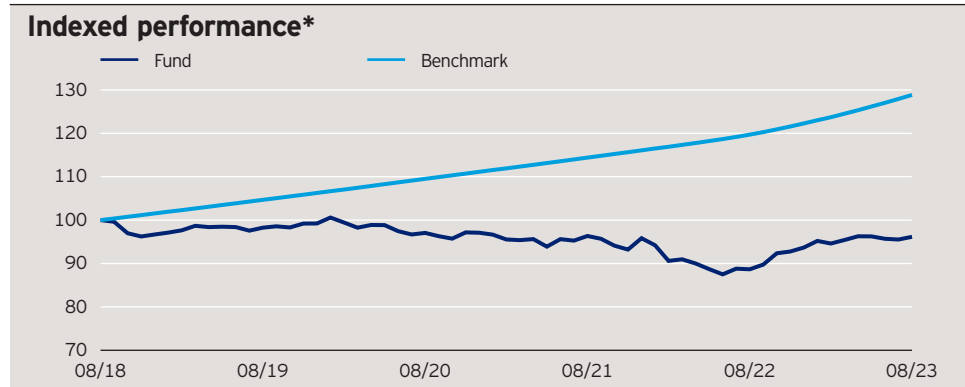
Investment risks

For complete information on risks, refer to the legal documents. The value of investments and any income will fluctuate (this may partly be the result of exchange rate fluctuations) and investors may not get back the full amount invested. Debt instruments are exposed to credit risk which is the ability of the borrower to repay the interest and capital on the redemption date. Changes in interest rates will result in fluctuations in the value of the fund. The fund uses derivatives (complex instruments) for investment purposes, which may result in the fund being significantly leveraged and may result in large fluctuations in the value of the fund. The fund may invest in distressed securities which carry a significant risk of capital loss. The fund may invest in certain securities listed in China which can involve significant regulatory constraints that may affect the liquidity and/or the investment performance of the fund. Investment in instruments providing exposure to commodities is generally considered to be high risk which may result in large fluctuations in the value of the fund. As a portion of the Fund may be exposed to less developed countries, you should be prepared to accept large fluctuations in the value of the Fund.

Fund Strategy

The strategy aims to achieve a positive total return in all market conditions over a rolling three-year period. We take a conviction-led approach to sourcing good, long-term thematic investment ideas, using both traditional asset types and derivatives before applying robust risk management to blend these ideas into a truly diversified portfolio, with a clearly defined return and volatility target.

Past performance does not predict future returns. The performance period shown here starts on the last day of the first indicated month and ends on the last day of the last indicated month.



Cumulative performance*

in %	YTD	1 month	1 year	3 years	5 years
Fund	2.64	0.65	8.44	-0.92	-3.85
Benchmark	5.37	0.72	7.64	17.66	28.85

Calendar year performance*

in %	2018	2019	2020	2021	2022
Fund	-5.18	2.63	-2.16	-1.30	-2.24
Benchmark	4.68	4.64	4.59	4.45	5.34

Standardised rolling 12 month performance*

in %	08.13	08.14	08.15	08.16	08.17	08.18	08.19	08.20	08.21	08.22	08.23
Fund	-	-	-	0.00	-3.61	-1.74	-1.23	-0.73	-7.97	8.44	
Benchmark	-	-	-	0.00	4.67	4.67	4.62	4.47	4.63	7.64	

The performance data shown does not take account of the commissions and costs incurred on the issue and redemption of units. Returns may increase or decrease as a result of currency fluctuations. The investment concerns the acquisition of units in a fund and not in a given underlying asset.

The holdings date for risk purposes may be moved by one business day to the closest day that is not distorted by fund flows or trading and may therefore differ from the date used for showing performance or other fund data.

Invesco Global Targeted Returns Fund

C-AD Shares

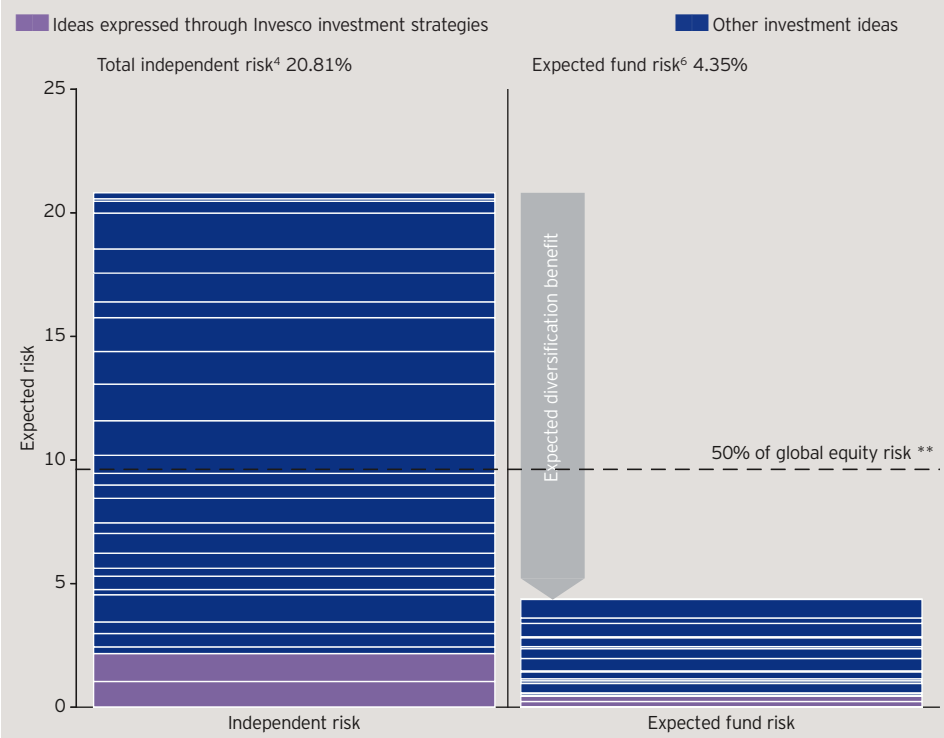
31 August 2023

Independent risk⁴ per idea*

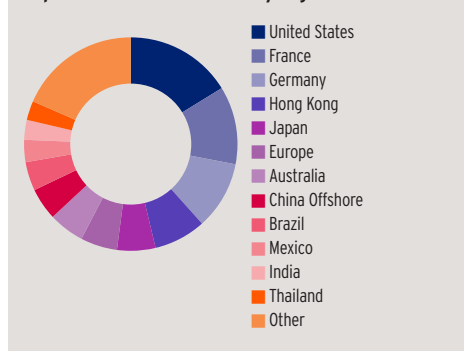
Commodity - Commodity Carry	0.27
Credit - Selective Credit	1.04
Credit - US High Yield	1.13
Credit - US Investment Grade	0.54
Currency - Indian Rupee vs Chinese Renminbi	0.47
Currency - Long Japanese Yen	1.10
Currency - Swedish Krona vs Euro	0.21
Currency - Thai Baht vs Chinese Renminbi	0.54
Currency - US Dollar vs Asia	0.32
Currency - US Dollar vs Chilean Peso	0.61
Currency - US Dollar vs Euro	0.80
Currency - US Dollar vs UK Pound	0.43
Equity - Diversified Alpha	0.99
Equity - Equity Optionality	0.54
Equity - Europe	0.47
Equity - European Banks vs Market	0.73
Equity - Germany vs France	1.40
Equity - Healthcare vs Staples	1.48
Equity - Short US	1.32
Equity - Strong Balance Sheets vs Market	1.37
Inflation - US vs Europe	0.64
Interest Rates - Australia	1.16
Interest Rates - Global Steepener	0.98
Interest Rates - Selective EM Debt	1.45
Interest Rates - Short Japan	0.48
Volatility - Global FX Volatility	0.10
Volatility - US Variance	0.00
Cash & Residual FX ⁵	0.24
Total independent risk	20.81

Expected fund risk⁶ **4.35**

Expected diversification from combining ideas*



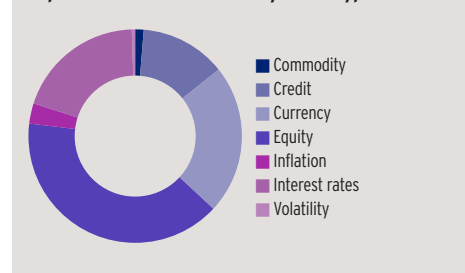
Independent risk⁴ breakdown by region %*



Independent risk⁴ breakdown by region %*

United States	16.22
France	11.82
Germany	10.33
Hong Kong	7.89
Japan	5.81
Europe	5.57
Australia	5.42
China Offshore	4.85
Brazil	4.37
Mexico	3.36
India	3.01
Thailand	2.91
Other	18.44

Independent risk⁴ breakdown by asset type %*



Independent risk⁴ breakdown by asset type %*

Commodity	1.28
Credit	13.01
Currency	22.64
Equity	39.95
Inflation	3.08
Interest rates	19.53
Volatility	0.51

Source: *Invesco. Costs may increase or decrease as result of currency and exchange rate fluctuations. Consult the legal documents for further information on costs. Portfolio weightings and allocations are subject to change. The weightings for each breakdown are rounded to the nearest tenth or hundredth of a percent; therefore, the aggregate weights for each breakdown may not equal 100%. **Global equity risk is the expected volatility of the MSCI World index as measured by its standard deviation over the last three and a half years, 19.24%, on 31 August 2023.

Invesco Global Targeted Returns Fund

C-AD Shares

31 August 2023

Important Information

¹The Ongoing Charges figure includes the annual management fee and other administrative or operating costs. It is a percentage of the value of your investment per year. This is an estimate based on actual costs over the last year. It excludes portfolio transaction costs except in the case of an entry or exit charge paid by the Fund when buying or selling shares/units in another fund.

²The minimum investment amounts are: USD 1,000,000 / EUR 800,000 / GBP 600,000 / CHF 1,000,000 / SEK 7,000,000. Please contact us or refer to the most up to date Prospectus for details of minimum investment amounts in other currencies.

³The Risk Indicator is subject to change and is correct based on the data available at the time of publication.

⁴Total independent risk - the sum of the expected volatility of the individual ideas as measured by their standard deviation over the last three and a half years.

⁵Residual FX refers to risk arising from unhedged currency exposure rather than an individual investment idea.

⁶Expected fund risk - the expected volatility of the fund as measured by the standard deviation of the current portfolio of ideas over the last three and a half years.

This marketing communication is exclusively for use by Professional investors in Continental Europe and Dubai. This communication may also be used by financial intermediaries in the United States as defined below. It is not intended for and should not be distributed to the public. For the purpose of the distribution of this document, Continental Europe is defined as Austria, Switzerland, Germany, Spain, Finland, France, Luxembourg, Netherlands, Sweden. By accepting this material, you consent to communicate with us in English, unless you inform us otherwise. Data as at 31 August 2023, unless otherwise stated.

All fund portfolio figures within this leaflet are as at 31 August 2023 (Source: Invesco). This is marketing material and not financial advice. It is not intended as a recommendation to buy or sell any particular asset class, security or strategy. Regulatory requirements that require impartiality of investment/investment strategy recommendations are therefore not applicable nor are any prohibitions to trade before publication. Views and opinions are based on current market conditions and are subject to change. For more information on our funds and the relevant risks, please refer to the share class-specific Key Information Documents/Key Investor Information Documents (available in local language), the financial reports and the Prospectus, available from www.invesco.eu. A summary of investor rights is available in English from www.invescomanagementcompany.lu. The management company may terminate marketing arrangements. Not all share classes of this fund may be available for public sale in all jurisdictions and not all share classes are the same nor do they necessarily suit every investor. Whilst the fund manager considers ESG aspects they are not bound by any specific ESG criteria and have the flexibility to invest across the ESG spectrum from best to worst in class.

© 2023 Morningstar. All rights reserved. The information contained herein: (1) is proprietary to Morningstar and/or its content providers; (2) may not be copied or distributed; and (3) is not warranted to be accurate, complete or timely. Neither Morningstar nor its content providers are responsible for any damages or losses arising from any use of this information.

Issued by Invesco Management S.A., President Building, 37A Avenue JF Kennedy, L-1855 Luxembourg, regulated by the Commission de Surveillance du Secteur Financier, Luxembourg. **Switzerland:** Issued in Switzerland by Invesco Asset Management (Schweiz) AG, who act as representative for the funds distributed in Switzerland. Paying agent in Switzerland: BNP PARIBAS, Paris, Zurich Branch, Selnaustrasse 16 8002 Zürich. The Prospectus, Key Information Document, and financial reports may be obtained free of charge from the Representative. The funds are domiciled in Luxembourg. **Dubai:** Issued for Professional Clients only by Invesco Asset Management Limited, Index Tower Level 6 - Unit 616, P.O. Box 506599, Al Mustaqbal Street, DIFC, Dubai, United Arab Emirates. Regulated by the Dubai Financial Services Authority. **Additional information for financial intermediaries in the United States:** This document is intended for distribution to US financial intermediaries for informational purposes and in relation to their activities with offshore clients only. The Funds are not registered under any US securities law, and may not be offered or sold directly or indirectly in the US, its territories or possessions, nor to any US persons, citizens or residents. The Fund must not be marketed on US soil. Issued in the US by Invesco Distributors, Inc., 11 Greenway Plaza, Suite 1000, Houston, Texas 77046, USA. Invesco Distributors, Inc. is the appointed US sub-distributor of the Invesco Funds SICAV. All entities are indirect, wholly owned subsidiaries of Invesco Ltd.