

Risk profile

1 2 3 4 5 6 7

-2.6%	-2.6%	14.0%
Performance 1 month	Performance YTD	Volatility 1 year
Bench. +1.5%	Bench. +1.5%	Bench. 12.7%



Marc
RENAUD



Yohan
SALLERON



Florian
ALLAIN

Yet another difficult month in January for our fund. The Value style underperformed the Growth style by 3 points, with the small caps underperforming the large caps in the same proportion.

The positive contributions of Imerys, Erste and UCB over the month were not enough to outweigh the negative performances recorded in stocks such as Atos and ST Microelectronics nor (and at least in the same proportion) the cost of not holding ASML or Novo...

The expensive stocks are increasingly so and the discounts of the ill-loved stocks continue to grow on a market that is once again divided in two.

Main transactions over the month

ENGIE	ERSTE GROUP BANK AG
AALBERTS INDUSTRIES	UCB SA
(+) PERNOD RICARD	(-) PRUDENTIAL

(+) New holding (-) Sale

Major contributors/detractors over the month (%)

IMERYS	+0.5	ATOS	-1.3
PRUDENTIAL	+0.5	STMICROELECTRO...	-0.5
ERSTE GROUP BAN...	+0.3	LLOYDS BANKING ...	-0.4

Mandarine Valeur selects European companies that are undervalued by the market and offer strong upside potential in case of the materialisation of catalysts identified by the fund managers.

PERFORMANCES AND RISKS

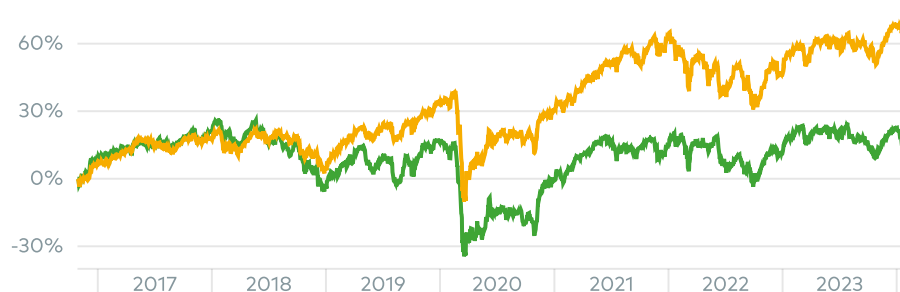
The data presented relates to past periods, past performance is not an indicator of future results. Statistical indicators are calculated on a weekly basis.

Benchmark: Stoxx Europe 600 NR

Evolution since inception

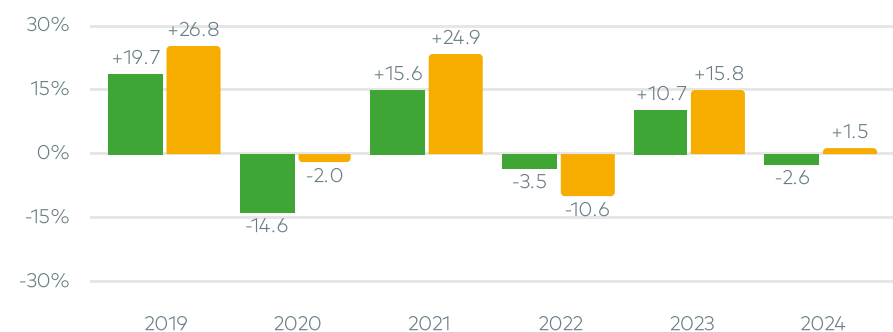
● Fund ● Bench.

591.67 EUR
Net asset value



Annual performances

● Fund ● Bench.



Rolling / annualized performances

	Rolling performances					Annualized performance			
	1 month	YTD	1 year	3 years	5 years	Inception	3 years	5 years	Inception
Fund	-2.6%	-2.6%	+0.9%	+21.6%	+16.5%	+19.2%	+6.7%	+3.1%	+2.4%
Bench.	+1.5%	+1.5%	+10.1%	+32.1%	+53.3%	+71.0%	+9.7%	+8.9%	+7.7%
Diff.	-4.0%	-4.0%	-9.2%	-10.5%	-36.8%	-51.8%	-3.0%	-5.8%	-5.2%
Rank*	323/341	323/341	315/324	262/297	255/267	204/211			

*Morningstar - Europe Equity Large Cap Value

Risk indicators

	Fund volatility	Benchmark volatility	Tracking error	Information ratio	Sharpe ratio
1 year	14.0%	12.7%	4.9%	-1.9	-0.2
3 years	15.1%	14.1%	7.5%	-0.4	0.3

PORTFOLIO STRUCTURE

Main holdings

IMERYS	5.5%	Basic Materials / France
SHELL PLC	5.2%	Energy / Great-Britain
TOTALENERGIES SE	5.1%	Energy / France
SCA SV CELLULOSA	5.1%	Basic Materials / Sweden
ESSITY AKTIEBOLAG	5.0%	Cons.Staples / Sweden
AB INBEV	4.9%	Cons.Staples / Belgium
STMICROELECTRONICS	4.9%	Technology / Switzerland
EBRO FOODS SA	4.8%	Cons.Staples / Spain
LLOYDS BANKING GROUP	4.7%	Financials / Great-Britain
BANCO SANTANDER	4.7%	Financials / Spain

Sector

Cons.Staples	20.9%
Industrials	17.0%
Financials	15.6%
Energy	11.7%
Basic Materials	10.6%
Health Care	9.7%
Technology	6.6%
Cons.Discretionary	3.0%
Real Estate	2.2%
Utilities	2.1%
Cash & Others	0.5%

Country

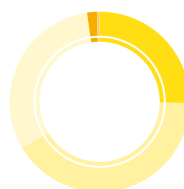
France	27.3%
Great-Britain	17.1%
Sweden	13.0%
Spain	9.5%
Germany	9.0%
Switzerland	8.8%
Belgium	5.5%
Netherlands	4.1%
Austria	3.2%
Ireland	1.0%
Denmark	1.0%
Cash & Others	0.5%

FUND PROFILE

Key figures at January 31 2024

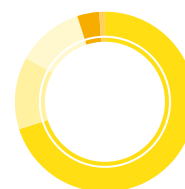
Asset under management	234.0M€
Equity exposure	99.5%
Number of holdings	38
Active share	88.5%
Average capitalisation (Bln €)	50
Price/Book	1.1x (-49% vs Bench.)
ROE	10.7x (-33% vs Bench.)

Capitalisation



Mega Cap	25.2%
Large Cap	41.3%
Mid Cap	31.3%
Small Cap	1.8%
Cash & Others	0.5%

Currency



EUR	70.1%
SEK	13.0%
GBP	12.0%
CHF	4.0%
DKK	1.0%

CHARACTERISTICS

ISIN FR0013140092	Bloomberg code MANDVAF FP Equity	Inception of the fund 20/12/2007	Shareclass inception 28/10/2016
Legal Status French FCP	Shareclass currency EUR	Investment horizon 5 years	Management company Mandarine Gestion
Depository BNP Paribas	Valuation Daily	Cut-Off 13H00	Settlement D+2
Management Fee 1.10%	Performance Fee 15% of the outperformance over the benchmark if perf > 0	Initial charge 2.00%	Redemption Fee 0%



Mandarine Gestion
40 avenue George V | 75008 Paris
www.mandarine-gestion.com

DISCLAIMER

The purpose of this document is to present, for information purposes only, the characteristics of Mandarine Gestion products. It in no manner constitutes a sale or subscription offer. The indices cited in this document are based on net dividends reinvested ("NRI"). The described performances do not take into account fees and costs potentially charged in connection with the subscription or redemption of fund units. This document has been drawn up for information purposes only and does not constitute an offer or personalised recommendation or a solicitation to subscribe to this product. The information, opinions and analyses contained in this document do not have any contractual value. Only the information contained in the KIID and prospectus is legally binding. The prospectus is available on simple demand from Mandarine Gestion and is available on the www.mandarine-gestion.com website. Your money will be principally invested in financial instruments selected by the management company. These instruments will be subject to market fluctuations and uncertainties. Past performances do not guarantee future performances. Performances are notably not constant over time. The performance data mentioned in the document does not take into account fees and charges assessed in connection with the issue and redemption of units or shares and does not include taxes imposed by the country of residence of the client. The UCITS is exclusively destined for sale to residents of those countries in which the UCITS is registered. Sales in jurisdictions other than those countries in which the UCITS is registered are not authorised.

RISK PROFILE – RISKS ASSOCIATED WITH THE PRODUCT

Risk of capital loss, equity market risk, risk linked to the ownership of small and midcaps, interest rate risk, credit risk and discretionary management risk, and to a lesser extent emerging market risk, counterparty risk and exchange rate risk. The descriptions and details are included in the complete prospectus of the UCITS. Investors are invited to read the prospectus in order to obtain detailed information regarding the risks to which the fund is exposed prior to any investment decision.

This product does not offer any guarantee as to returns or the capital invested, which may not be entirely returned.