

Invesco Japanese Equity Dividend Growth Fund

E (EUR)-Acc Shares

30 April 2022

This marketing communication is for Professional investors in Continental European countries as defined in the important information section. Investors should read the legal documents prior to investing.

Summary of fund objective

The Fund is actively managed. The fund aims to achieve long term capital growth together with a sustained level of income, measured in Yen. The fund seeks to achieve its objective by investing primarily in equities of companies domiciled or listed or carrying out business activities predominantly in Japan or holding companies, the interests of which are predominantly invested in subsidiary companies with a registered office in Japan. For the full objectives and investment policy please consult the current prospectus. **The fund is closed for additional investment for new investors. This does not impact redemptions. For more information and updates to this status please go to www.invescomanagementcompany.lu/lux-manco. On 27 May 2022, the fund will be merged into Invesco Responsible Japanese Equity Value Discovery Fund.**

Key facts



Fumichika Tanemoto
Tokyo
Managed fund since
December 2016

Share class launch
07 December 2016

Original fund launch¹
07 December 2016

Legal status
Luxembourg SICAV with UCITS status

Share class currency
EUR

Share class type
Accumulation

Fund size
JPY 1.94 bn

Reference Benchmark
TOPIX Index (Net Total Return)

Bloomberg code
INJDGEA LX

ISIN code
LU1489828480

Settlement date
Trade Date + 3 Days

Morningstar RatingTM
★★★

Risk Warnings

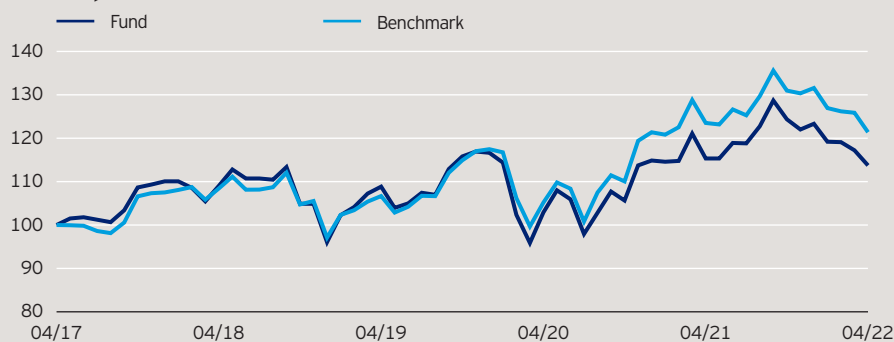
For complete information on risks, refer to the legal documents. The value of investments and any income will fluctuate (this may partly be the result of exchange rate fluctuations) and investors may not get back the full amount invested. This is a small companies fund, you should be prepared to accept a higher degree of risk than a fund that invests in larger companies. Investments in small and medium sized companies involve greater risks than those customarily associated with larger companies.

Fund Strategy

The fund manager focuses on companies which can achieve sustainable dividend growth and superior excess returns over a full market cycle. In order to identify such companies, the fund manager looks at five key determinants of dividends, which include: financial soundness, profitability and efficiency, earnings stability, capital policy and corporate governance. The fund manager believes that a strategically diversified portfolio consisting of stocks with different opportunities to grow their dividends (e.g. opportunity stocks, quality stocks, turnaround stocks) can deliver stable long-term outperformance against its benchmark regardless of any market conditions.

Past performance does not predict future returns. The performance period shown here starts on the last day of the first indicated month and ends on the last day of the last indicated month.

Indexed performance*



Cumulative performance*

in %	YTD	1 month	1 year	3 years	5 years
Fund	-7.78	-2.97	-1.39	4.49	13.73
Benchmark	-7.75	-3.56	-1.73	13.79	21.38

Calendar year performance*

in %	2017	2018	2019	2020	2021
Fund	17.12	-12.74	21.45	-1.53	7.37
Benchmark	10.80	-9.68	20.98	3.32	8.41

Standardised rolling 12 month performance*

in %	04.12 04.13	04.13 04.14	04.14 04.15	04.15 04.16	04.16 04.17	04.17 04.18	04.18 04.19	04.19 04.20	04.20 04.21	04.21 04.22
Fund	-	-	-	-	-	9.03	-0.17	-5.45	12.07	-1.39
Benchmark	-	-	-	-	-	8.43	-1.62	-1.40	17.43	-1.73

The performance data shown does not take account of the commissions and costs incurred on the issue and redemption of units. Returns may increase or decrease as a result of currency fluctuations. The investment concerns the acquisition of units in a fund and not in a given underlying asset.

*Source: © 2022 Morningstar. Indexed performance: Performance of an investment of 100 in share class currency. Gross income re-invested to 30 April 2022 unless otherwise stated. All performance data on this factsheet is in the currency of the share class. Reference Benchmark Source: RIMES. The benchmark index is -1/4- shown for performance comparison purposes only. The Fund does not track the index.

Invesco Japanese Equity Dividend Growth Fund

E (EUR)-Acc Shares

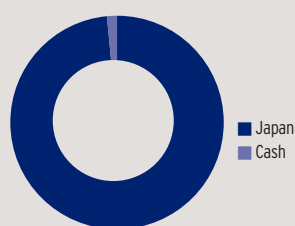
30 April 2022

Top 10 holdings*

(total holdings: 61)

Holding	Sector	%
Dentsu	Communication Services	4.0
Sompo	Financials	3.6
Dai Nippon Printing	Industrials	3.5
Shoei	Consumer Discretionary	3.5
Fuji Electric	Industrials	3.4
AGC	Industrials	3.1
Nippon Telegraph & Telephone	Communication Services	3.1
Toyota Motor	Consumer Discretionary	3.1
Secom	Industrials	3.0
Mitsubishi	Industrials	2.9

Geographical weightings of the fund in %*

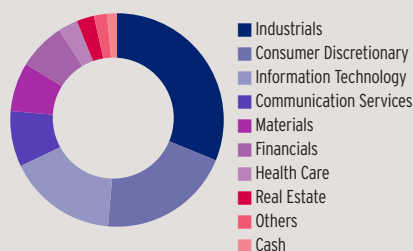


Geographical weightings*

	in %		in %
Japan	98.5	Industrials	31.2
Cash	1.5	Consumer Discretionary	20.2
		Information Technology	16.6
		Communication Services	8.4
		Materials	7.4
		Financials	7.1
		Health Care	3.0
		Real Estate	2.6
		Others	2.0
		Cash	1.5

Sector weightings*

Sector weightings of the fund in %*



Financial characteristics*

Average weighted market capitalisation	EUR 22.55 bn
Median market capitalisation	EUR 4.65 bn

NAV and fees

Current NAV

EUR 12.09

12 month price high

EUR 14.14 (14/09/2021)

12 month price low

EUR 11.74 (12/04/2022)

Minimum investment ²

EUR 500

Entry charge

Up to 3.00%

Annual management fee

1.9%

Ongoing charges ³

2.25%

Source: *Invesco. Costs may increase or decrease as result of currency and exchange rate fluctuations. Consult the legal documents for further information on costs. Portfolio weightings and allocations are subject to change. The weightings for each breakdown are rounded to the nearest tenth or hundredth of a percent; therefore, the aggregate weights for each breakdown may not equal 100%. **There is currently a discretionary cap on the ongoing charge of 2.25% in place. This discretionary cap may positively impact the performance of the Share Class.**

Invesco Japanese Equity Dividend Growth Fund

E (EUR)-Acc Shares

30 April 2022

Important Information

¹On 7 September 2018, an Ireland-domiciled mutual fund, named Invesco Japanese Equity Fund was merged into Invesco Japanese Equity Dividend Growth Fund.

²The minimum investment amounts are: EUR 500 / USD 650 / GBP 400 / CHF 650 / SEK 4,500. Please contact us or refer to the most up to date Prospectus for details of minimum investment amounts in other currencies.

³The ongoing charges figure is based on annualised expenses for the period ending August 2021. This figure may vary from year to year. It excludes portfolio transaction costs except in the case of an entry or exit charge paid by the Fund when buying or selling shares/units in another fund.

This marketing communication is for discussion purposes only and is exclusively for use by Professional investors in Continental Europe. For the purpose of the distribution of this document, Continental Europe is defined as Switzerland, Spain, France, Italy, Luxembourg, Portugal. It is not intended for and should not be distributed to, or relied upon, by the public. This is marketing material and not intended as a recommendation to buy or sell any particular asset class, security or strategy. Regulatory requirements that require impartiality of investment/investment strategy recommendations are therefore not applicable nor are any prohibitions to trade before publication. By accepting this document, you consent to communicate with us in English, unless you inform us otherwise. Data as at 30 April 2022, unless otherwise stated.

Previous Benchmark: TOPIX (Total Return) up to 30 June 2020. Where individuals or the business have expressed opinions, they are based on current market conditions, they may differ from those of other investment professionals and are subject to change without notice. This marketing communication is not an invitation to subscribe for shares in the fund and is by way of information only, it should not be considered financial advice. Persons interested in acquiring the fund should inform themselves as to (i) the legal requirements in the countries of their nationality, residence, ordinary residence or domicile; (ii) any foreign exchange controls and (iii) any relevant tax consequences. This does not constitute an offer or solicitation by anyone in any jurisdiction in which such an offer is not authorised or to any person to whom it is unlawful to make such an offer or solicitation. As with all investments, there are associated risks. This document is by way of information only. Asset management services are provided by Invesco in accordance with appropriate local legislation and regulations. The fund is available only in jurisdictions where its promotion and sale is permitted. Not all share classes of this fund may be available for public sale in all jurisdictions and not all share classes are the same nor do they necessarily suit every investor. Fee structure and minimum investment levels may vary dependent on share class chosen. Please check the most recent version of the fund prospectus in relation to the criteria for the individual share classes and contact your local Invesco office for full details of the fund registration status in your jurisdiction. Forecasts are not reliable indicators of future performance. For more information on our funds and the relevant risks, please refer to the share class-specific Key Investor Information Documents (available in local language), the Annual or Interim Reports, the Prospectus, and constituent documents, available from www.invesco.eu. A summary of investor rights is available in English from www.invescomanagementcompany.lu. The management company may terminate marketing arrangements. Please be advised that the information provided in this document is referring to this share class exclusively. The fund is domiciled in Luxembourg.

© 2022 Morningstar. All rights reserved. The information contained herein: (1) is proprietary to Morningstar and/or its content providers; (2) may not be copied or distributed; and (3) is not warranted to be accurate, complete or timely. Neither Morningstar nor its content providers are responsible for any damages or losses arising from any use of this information.

Additional information for Continental Europe: Issued by Invesco Management S.A., President Building, 37A Avenue JF Kennedy, L-1855 Luxembourg, regulated by the Commission de Surveillance du Secteur Financier, Luxembourg. **Switzerland:** Issued in Switzerland by Invesco Asset Management (Schweiz) AG, Talacker 34, 8001 Zurich, Switzerland, who acts as representative for the funds distributed in Switzerland. Paying agent for the funds distributed in Switzerland: BNP PARIBAS SECURITIES SERVICES, Paris, succursale de Zurich, Selnastrasse 16, CH-8002 Zürich.

Invesco Japanese Equity Dividend Growth Fund

E (EUR)-Acc Shares

30 April 2022

Invesco's Commitment to ESG Investing

At Invesco, we've been implementing ESG strategies for more than 30 years, with an approach that is both investor-led and investor-driven. We integrate ESG risk and opportunity factors directly into our investment decisions across asset classes. We believe that incorporating environmental, social and governance (ESG) practices into our investment activities can positively impact the value we provide clients - and help ensure a sustainable environment for future generations.

SFDR (Sustainable Finance Disclosure Regulation)

The Fund complies with Article 8 with respect to the EU's Sustainable Finance Disclosure Regulation*. As such, the fund promotes, among other characteristics, environmental or social characteristics or a combination of those characteristics. In addition, the companies in which the fund invests follow good governance practices. *Regulation (EU) 2019/2088 on sustainability - related disclosures in the financial services sector.

Exclusion Framework

The Fund embeds an exclusionary framework to specific activities based on UN Global Compact, severe governmental sanctions, revenue thresholds for certain activities linked to environmental and/or social criteria, as well as ensuring that companies follow good governance practices. The list of activities and their thresholds are listed below:

UN Global Compact	- Non-Compliant
Country sanctions	- Severe violations
Controversial weapons	- 0% of revenue including companies involved in the manufacture of nuclear warheads or whole nuclear missiles outside of the Non-Proliferation Treaty (NPT)
Coal	- Thermal Coal extraction: $\geq 5\%$ of revenue - Thermal Coal Power Generation: $\geq 10\%$ of revenue
Unconventional oil & gas	- $\geq 5\%$ of revenue on each of the following: Artic oil & gas exploration; Oil sands extraction; Shale energy extraction;
Tobacco	- Tobacco Products production: $\geq 5\%$ of revenue - Tobacco related products and services: $\geq 5\%$ of revenue
Others	- Recreational cannabis: $\geq 5\%$ of revenue
Good governance	- Ensure that companies follow good governance practices in the areas of sound management structures, employee relations, remuneration and tax compliance

Any investment decision should take into account all the characteristics of the fund as described in the legal documents. For sustainability related aspects, please refer to: <https://www.invescomanagementcompany.lu>.

At Invesco we have looked to put in place minimum safeguards across multiple sub-funds of Invesco Funds (as listed above) to allow them to meet Article 8 requirements of the SFDR Regulation as of 2 November 2021. To be classified as a so-called Article 8 product, the sub-funds need to promote, among other things, environmental and/or social characteristics while also ensuring that investee companies follow good governance practices. In order to meet such requirements, it was determined that we would look to exclude certain activities based on certain thresholds, which may be updated from time to time. For further details please refer to the website of the management company at <https://www.invescomanagementcompany.lu>.

As noted above this is a proprietary framework developed by Invesco in line with Article 8 requirements of the Regulation (EU) 2019/2088 on sustainability. The framework is developed, maintained and monitored by Invesco. In order to assess companies against the noted criteria, Invesco uses a combination of Sustainalytics and ISS (Institutional Shareholder Services) to assess compliance, however, this can be supplemented with other service providers where appropriate. While there is a broad coverage across the various systems, there is no one system that has complete coverage of the entire investment universe. As a result, investment teams will be responsible for conducting an assessment of companies for which data is not available, under the appropriate supervision and oversight of our investment compliance and ESG teams.