

ABOUT OAKTREE

Founded in 1995, Oaktree is a leading global investment management firm focused on alternative markets. Oaktree manages \$189 billion of assets in contrarian, value-oriented, risk-controlled investment strategies. Oaktree's mission is to deliver superior investment results with risk under control and to conduct our business with the highest integrity.

FUND OVERVIEW

Fund Base Currency
USD

Total Net Assets (in millions)
258.19

SICAV Strategy Inception Date
29 April 2011

Domicile
Luxembourg

Legal Structure
SICAV

Morningstar Category
EAA Fund Global High Yield Bond - EUR Hedged

Benchmark Name
ICE BofA Non-Financial Dev. Markets HY Constr. (TR) (EUR-H)

FUND MANAGERS

Sheldon Stone
43 Years of Experience

David Rosenberg
19 Years of Experience

Madelaine Jones
23 Years of Experience

Anthony Shackleton
20 Years of Experience

SHARE CLASS FACTS

Unit Class
Category Ih EUR inc (distribution)

Unit Class Currency
EUR

Share Class Inception Date
21 December 2016

ISIN Number
LU0931239056

Bloomberg Ticker
OEHHEIA LX

Valor Number
21367167

WKN Number
A2DJEJ

Net Asset Value
79.63

Minimum Investment
2,000,000

Redemptions
Daily

Base Management Fee p.a.
0.50%

INVESTMENT OBJECTIVE

The fund seeks to earn an attractive total return by investing in corporate high yield bonds while keeping risk under control. To this end, we employ a research-intensive long-only strategy, emphasizing issuers in North America and Europe.

PORTFOLIO COMMENTARY¹

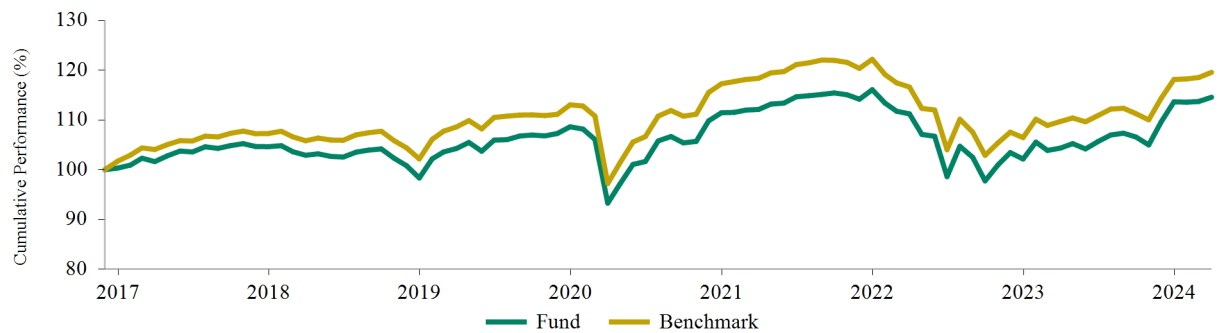
High yield bonds moved higher in March. The ICE BofA Non-Financial Developed Markets High Yield Constrained Index (USD Hedged) was up 1.0%, as compared to U.S. investment grade corporate bonds (up 1.1%), the 10-year Treasury (up 0.8%) and the S&P 500 (up 3.2%).

BB-rated bonds performed the best during the month, up 1.2%, compared to B-rated bonds which were up 0.8%. CCC-rated bonds were the lagged for the month, up 0.5%.

At month end, the global high yield bond portfolio remained broadly diversified by sector and issuer. Roughly 69% of the global portfolio was allocated to North American high yield bonds, with the balance to European high yield. In terms of industry exposure, Consumer Cyclical (19.5%) and Communications (18.0%) represented the two largest sectors in the portfolio.

Within the portfolio, our credit selection in the Steel Producers/Products and Media Content sectors enhanced returns. At the same time, our holdings in the Packaging sector detracted from relative results.

HISTORICAL PERFORMANCE (NET)²



CUMULATIVE AND ANNUALISED PERFORMANCE (%)²

	1 Month	3 Months	YTD	1 Year	3 Years (p.a)	5 Years (p.a)	Since Inception (p.a)
Fund (Net)	0.76	0.82	0.82	9.80	0.73	1.90	1.89
Benchmark	0.88	1.21	1.21	9.00	0.34	1.94	2.48

ANNUAL PERFORMANCE (%)²

	2024	2023	2022	2021	2020	2019
Fund (Net)	0.82	11.25	(12.00)	4.16	2.59	10.47
Benchmark	1.21	10.97	(12.88)	4.19	3.75	10.63

PORTFOLIO CHARACTERISTICS

		Portfolio	Benchmark
Fund Characteristics	Number of Holdings	273	2,330
	Number of Issuers	207	1,065
	Average Price	93.46	92.71
	Average Coupon	5.96%	5.73%
	Effective Duration	3.39	3.16
	Average Credit Rating (Moody's/S&P)	B1/B+	B1/B+
Yields and Spreads	Current Yield	6.38%	6.20%
	Yield to Worst (YTW)	7.39%	7.55%
	Yield to Maturity (YTM)	7.55%	7.70%
	Option-Adjusted Spread (OAS)	330 bps	351 bps
Risk Analysis	Annualized Volatility (1 year/3 year)	5.84%/8.62%	5.16%/8.09%
	Information Ratio (1 year/3 year)	0.88/0.40	n/a
	Tracking Error (ex post) (1 year/3 year)	0.91/0.98	n/a



OAKTREE GLOBAL HIGH YIELD BOND FUND - CLASS IH EUR INC











A SUBFUND OF OAKTREE (LUX.) FUNDS

FACTSHEET | MARCH 2024







SECTOR DIVERSIFICATION

	% of Fund
Communication Services	19.18
Consumer Discretionary	16.86
Industrials	15.75
Energy	12.95
Materials	7.48
Information Technology	5.71
Financials	5.42
Health Care	4.90
Real Estate	4.41
Consumer Staples	3.87
Utilities	3.47

GEOGRAPHIC DIVERSIFICATION

	% of Fund	Fund vs Benchmark (%)
United States	67.13	(1.71) 
United Kingdom	5.61	(0.55) 
Germany	4.26	0.68 
France	4.16	(2.11) 
Italy	3.26	0.76 
Canada	3.19	(1.48) 
Luxembourg	2.98	2.88 
Netherlands	2.54	0.96 
Spain	2.11	0.40 
Other	4.76	2.36 

CREDIT QUALITY

	% of Fund	Fund vs Benchmark (%)
Baa/BBB	2.34	2.34 
Ba/BB	34.04	(18.68) 
B/B	53.87	17.08 
Less Than B/B	6.60	(3.88) 
Not Rated	2.74	2.74 
Defaulted	0.41	0.41 

TOP 10 ISSUERS

	Industry	% of Fund
Charter Communications Inc	Media	2.00
Venture Global LNG Inc	Oil, Gas & Consumable Fuels	1.43
Virgin Media Inc	Media	1.33
Watco Cos LLC	Ground Transportation	1.17
Telefonica SA	Diversified Telecommunication Services	1.09
Carnival Corp	Hotels, Restaurants & Leisure	1.09
Cloud Software Group Inc	Software	1.07
CITGO Petroleum Corp	Oil, Gas & Consumable Fuels	1.04
ADT Inc	Commercial Services & Supplies	1.02
Sirius XM Holdings Inc	Media	1.01
		12.25

TOP 10 OVERWEIGHTS BY ISSUER

	% of Fund	% of Index	% of Relative
Watco Cos LLC	1.17	0.04	1.13
PHI Inc	0.95	0.00	0.95
CITGO Petroleum Corp	1.04	0.20	0.84
QVC Inc	0.83	0.09	0.74
Tms International Holding Corp	0.76	0.02	0.74
EquipmentShare.com Inc	0.78	0.07	0.71
Six Flags Entertainment Corp	0.82	0.11	0.70
EnLink Midstream LLC	0.69	0.00	0.69
New Enterprise Stone & Lime Co Inc	0.72	0.04	0.68
Compass Diversified Holdings	0.68	0.00	0.68

TOP 10 UNDERWEIGHTS BY ISSUER

	% of Fund	% of Index	% of Relative
Tenet Healthcare Corp	0.00	0.84	(0.84)
DISH Network Corp	0.00	0.68	(0.68)
TransDigm Group Inc	0.41	0.98	(0.58)
American Airlines Group Inc	0.00	0.50	(0.50)
United Rentals Inc	0.00	0.47	(0.47)
Caesars Entertainment Inc	0.00	0.45	(0.45)
Hilton Worldwide Holdings Inc	0.00	0.44	(0.44)
Forvia SE	0.00	0.42	(0.42)
Vistra Corp	0.00	0.42	(0.42)
Restaurant Brands International Inc	0.00	0.40	(0.40)

ENDNOTES

Note: Historical performance indications and financial market scenarios are no guarantee for current or future performance.

- ¹ References to fund and index performance are stated on a gross basis, before management fees and any expenses. Net performance of the Fund, after management fees and expenses are available on this factsheet.
- ² Performance indications do not consider commissions levied at subscription and/or redemption but do include the impact of swing pricing procedures implemented by the fund administrator. The fund administrator will implement swing pricing when contributions or redemptions exceed a defined threshold, and this may impact performance as reported at month end.

LEGAL INFORMATION

The term “Oaktree” refers to Oaktree Capital Management, L.P.TM or its affiliates, individually or collectively, as the context requires, including Oaktree Capital Management (UK) LLP.

This communication is for informational purposes only and does not constitute, and should not be construed as, an offering of advisory services or any securities or interests. It also does not constitute an offer or solicitation with respect to securities or interests in any jurisdiction where such an offer or solicitation is not duly authorised or to any person to whom it is unlawful to make such an offer or solicitation. The dissemination of information in this communication may depend on local regulations. Recipients must inform themselves about the laws which are in force in their country or jurisdiction. Funds mentioned in this communication are only available in jurisdictions where promotion and sales of their securities or interests is permitted.

Any offer may only be made pursuant to the prospectus relating to *Oaktree Global High Yield Bond Fund* (the “**Sub-fund**”), a sub-fund of *Oaktree (Lux.) Funds* (the “**Fund**”) (each a “**Prospectus**”), the articles of incorporation of the Fund (the “**Articles**”), the *Key Investor Information Document* (as applicable) and the application/dealing form in their final form. It is the responsibility of any recipient of this communication wishing to apply for shares in the Fund to inform itself of and to observe all applicable laws and regulations of any relevant jurisdiction.

This communication does not constitute and should not be construed as investment, legal or tax advice, or a recommendation or opinion regarding the merits of investing in the Fund or the Sub-fund. Any investment should only be made after consultation with independent qualified sources of investment and tax advice.

None of Oaktree, the Fund or its management company or alternative investment fund manager, as applicable, (together the “**Oaktree Parties**”) makes any representation, and it should not be assumed, that past investment performance is an indication of future results or performance. Any performance information contained herein should be read in conjunction with the footnotes which provide important information related to the calculation of the returns and benchmark information, as applicable.

In addition, there can be no assurance that the Fund or the Sub-fund, as applicable, will achieve any stated investment objective. An investment in the Fund is speculative and involves a high degree of risk. There can be no assurance that the securities and obligations purchased by the Fund or the Sub-fund will in fact increase in value, or that the Fund or the Sub-fund will not incur significant losses.

A potential investor considering an investment in the Fund should read the relevant Prospectus which contains a more complete description of the Fund’s and the Sub-fund’s investment practices, restrictions, terms and conditions, risks and other factors relevant to a decision to invest. All information contained herein is subject to and qualified in its entirety by the relevant Prospectus. No person has been authorized to make any statement concerning the Fund or the Sub-fund other than as set forth in the relevant Prospectus, and any such statements, if made, may not be relied upon.

Certain information contained herein concerning economic trends and performance is based on or derived from information provided by independent third party sources. Oaktree believes that such information is accurate and that the sources from which it has been obtained are reliable; however, they cannot guarantee the accuracy of such information. Independent third party sources cited in this communication are not making any representation or warranty regarding any information attributed to them and shall have no liability to any recipient of this communication in connection with the use of such information.

In addition, no responsibility, liability, or duty of care is, or will be accepted by, any of the Oaktree Parties for updating any information contained in this communication or correcting any inaccuracies in it. None of the Oaktree Parties has independently verified any information contained herein and none of the Oaktree Parties makes any representation or warranty as to the accuracy, completeness or reliability of such information or the assumptions on which such information is based. To the fullest extent permitted by law, none of the Oaktree Parties shall be liable (including in negligence) for any direct, indirect or consequential losses, damages, costs or expenses arising out of or in connection with the use or reliance on this communication.

This communication is being provided on a confidential basis solely for the information of those persons to whom it is given. The materials, including the information contained herein, may not be copied, reproduced, republished, posted, transmitted, distributed, disseminated or disclosed, in whole or in part, to any other person in any way without the prior written consent of Oaktree. By accepting this communication, each recipient agrees that it will comply with these confidentiality restrictions.

The Prospectuses, the Articles, the *Key Investor Information Document* and/or the annual and additional reports relating to the Fund and/or the Sub-fund, as applicable, may be obtained free of charge from *FundRock Management Company S.A., 33, rue de Gasperich, L-5826 Hesperange*.

The Sub-fund is actively managed. While the Sub-fund has a reference benchmark, it is actively managed by implementing Oaktree’s investment philosophy and process. Oaktree is aware of the benchmark’s composition and characteristics but has an ample degree of freedom to deviate from it.

Investment principal on bonds can be eroded depending on sale price or market price. In addition, there are bonds in some sub-funds of the Oaktree (Lux.) Funds in which investment principal can be eroded due to changes in redemption amounts. Care is required when investing in such instruments. Oaktree (Lux.) Funds is domiciled in Luxembourg. The representative in Switzerland is ACOLIN Fund Services, Leutschenbachstrasse 50, CH-8050 Zürich. The paying agent in Switzerland is NPB Neue Privat Bank AG, Limmatquai 1 / am Bellevue, P.O. Box, CH-8024 Zurich. Subscriptions are only valid on the basis of the current sales prospectus, the bylaws and/or contractual terms and conditions and the most recent annual report (or semi-annual report, if more recent). The prospectus, the Key Investor Information Document (KIID), bylaws and/or the contractual terms and conditions and the annual and semi-annual reports are available free of charge from the representative in Switzerland. In respect of the units offered in or from Switzerland, the place of performance and jurisdiction is at the registered office of the representative. Copyright © 2020 Oaktree Capital Management, L.P.TM and/or its affiliates. All rights reserved.