



La Française Global Coco I



Registered in: FR NL LU BE CH IT ES AE AT DE

KEY FIGURES

NAV : 1,326.85€
Fund size : €19.69M

SYNTHETIC RISK INDICATOR



INVESTMENT HORIZON



CHARACTERISTICS

Legal form : Sub-fund of the French SICAV LA FRANCAISE

AMF Classification : International bonds and other debt securities

Inception date : 18/01/2017

Benchmark : ICE BofA Merrill Lynch Contingent Capital EUR Hedged Total Return Index

Allocation of distributable amounts : Capitalization

Currency : EUR

Valuation frequency : Daily

Clients : All subscribers

Main associated risks : foreign exchange, cocos, convertibles, credit, derivatives, discretionary, emerging markets, loss in capital, preferred shares, speculative, interest rate

COMMERCIAL INFORMATION

ISIN code : FR0013175221

Bloomberg Ticker : LFGLCOS FP Equity

Cut-off time : D before 11:00 am CET

Settlement : D+2 business days

Min. initial subscription : 100 000 EUR

Eligibility for PEA : No

Max. subscription fees : 4%

Max. redemption fees : 0%

Management fees and other administrative and operating expenses : 0.66% (30/06/2023)

Transaction costs : 0.72% (30/06/2023)

Performance fees : 20% of excess performance, if positive, above the benchmark. Capped at 2.5% of AUM

Custodian : BNP Paribas SA

Administrator : BNP Paribas SA

Management company : La Française Asset Management

Portfolio Manager(s) : Jérémie BOUDINET

INVESTMENT STRATEGY

The objective of the fund classified as "international bonds and other debt securities" is to outperform, net of fees, its benchmark index, the ICE BofA Merrill Lynch Contingent Capital EUR Hedged Total Return Index over a recommended investment horizon of more than five years, in particular through exposure to subordinated debt securities screened in advance using ESG criteria.

NET PERFORMANCES

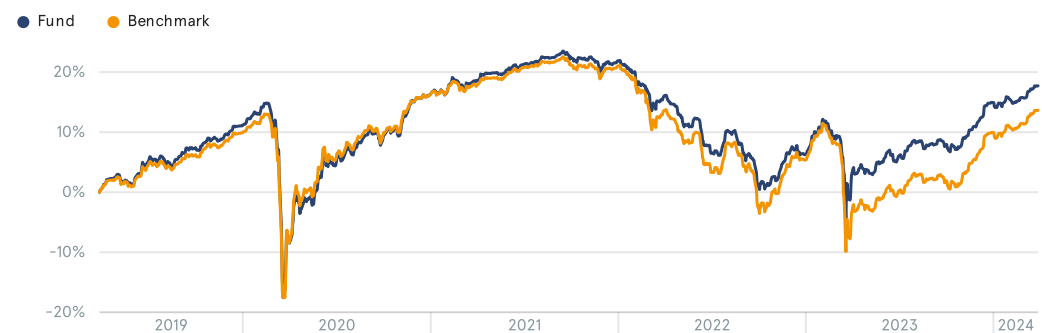
The figures quoted relate to previous years. Past performance is not a reliable indication of future performance. This performance does not take into account the fees and costs for the issue and redemption of units.

	Cumulative	1 month	3 months	YTD	1 year	3 years	5 years	Inception
Fund		1.74%	2.41%	2.41%	14.43%	-0.76%	17.46%	32.68%
Benchmark		2.10%	3.37%	3.37%	17.74%	-3.37%	13.37%	26.46%
Annualized						3 years	5 years	Inception
Fund						-0.26%	3.27%	4.01%
Benchmark						-1.14%	2.54%	3.32%

HISTORICAL MONTHLY NET PERFORMANCES

		Jan.	Feb.	Mar.	Apr.	May	June	July	Aug.	Sept.	Oct.	Nov.	Dec.	Year
2024	Fund	0.59%	0.07%	1.74%										2.41%
	Benchmark	0.99%	0.25%	2.10%										3.37%
2023	Fund	4.03%	-1.55%	-5.44%	0.88%	1.16%	0.92%	2.54%	-0.58%	-0.19%	0.04%	3.26%	3.21%	8.21%
	Benchmark	4.41%	-1.65%	-10.75%	1.27%	1.28%	1.15%	3.00%	-0.84%	-0.50%	-0.07%	4.22%	3.73%	4.40%
2022	Fund	-1.61%	-2.72%	-0.52%	-2.72%	-0.51%	-5.13%	3.33%	-2.83%	-5.46%	1.48%	3.68%	-0.15%	-12.83%
	Benchmark	-1.85%	-3.66%	-0.73%	-3.14%	-0.02%	-6.09%	4.47%	-2.74%	-6.91%	2.63%	3.93%	1.07%	-12.95%
2021	Fund	-0.01%	0.90%	1.12%	1.04%	0.47%	0.71%	0.46%	0.58%	0.00%	-0.40%	-1.22%	1.08%	4.79%
	Benchmark	0.06%	0.52%	0.60%	1.17%	0.51%	0.95%	0.36%	0.48%	-0.38%	-0.47%	-1.03%	1.27%	4.08%
2020	Fund	1.84%	-2.26%	-16.42%	7.31%	3.27%	2.08%	1.70%	3.07%	-0.52%	0.34%	5.21%	1.10%	4.73%
	Benchmark	1.52%	-2.12%	-15.18%	8.60%	3.18%	1.66%	1.52%	3.02%	-0.75%	0.38%	4.74%	1.00%	5.83%

EVOLUTION OF PERFORMANCE OVER 5 YEARS



PERFORMANCE INDICATORS

Weekly frequency	1 year	3 years	5 years	Over 5 years
Fund volatility	4.85%	7.40%	11.45%	Max. run-up 47.59% (23/03/2020 -> 16/09/2021)
Index volatility	5.60%	9.39%	12.81%	Max. Drawdown -27.15% (17/02/2020 -> 23/03/2020)
Tracking-Error	0.98%	2.62%	2.37%	Recovery 246 days (the 24/11/2020)
Sharpe ratio	2.22	-0.20	0.23	

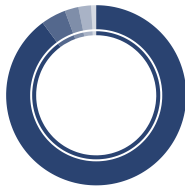
Document for the use of both non-professional and professional investors - Please read the disclaimer on the last page - Non contractual document. Before subscribing, please refer to the fund prospectus available on the internet : www.la-francaise.com.
Data : La Française Asset Management, Bloomberg



La Française Global Coco I

ASSET TYPE

In % of AUM



Fixed rate bonds	89.86%
Fixed income funds	4.47%
Cash	2.48%
Money market funds	2.27%
Floating rate bonds	0.92%

CURRENCY

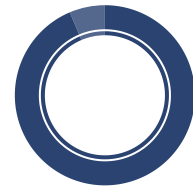
Fixed income in %

● Fund ● Weight relative to index

EUR	47.67%	+14.4%
USD	44.03%	-12.1%
GBP	8.30%	-2.2%
AUD	0.00%	-0.1%

SUBORDINATION TYPES

Fixed income in %



CoCo's	93.63%
Tier 1	6.37%

COUNTRY

Fixed income in %

● Fund ● Weight relative to index

United Kingdom	23.92%	-1.8%
Spain	17.02%	+7.7%
Netherlands	11.99%	+4.2%
France	9.61%	-7.1%
Ireland	8.16%	+7.0%
Denmark	5.48%	+4.5%
Canada	5.18%	+5.2%
Italy	4.67%	-2.5%
Switzerland	3.24%	-3.0%
Belgium	2.30%	+1.0%
Others	8.43%	-15.1%

RISK INDICATORS

	Fund	Benchmark
Modified duration	2.60	2.82
Weighted average life at call (years)	3.43	3.82
Yield to first call	7.59%	7.65%
Yield to maturity	7.73%	7.66%
Average spread (vs Swap in bp)	423	420
Average issue rating	BB	BB
Average issuer rating	A-	A-
Currency Hedging cost	-0.69%	Not available

The posted rate of return a) does not constitute a promise of return; b) is likely to change over time depending on market conditions; c) is the weighted average of the instantaneous returns of the portfolio securities denominated in local currency; d) does not take into account any faults that may arise; e) gross instantaneous return excluding hedging costs. The currency hedging cost is an estimate of the cost of hedging over one year.

ISSUE RATING

Fixed income in %

● Fund ● Weight relative to index

AA	1.19%	-0.9%
A	0.00%	-2.1%
BBB	34.39%	+0.1%
BB	64.42%	+7.7%
B	0.00%	-1.8%
CCC	0.00%	-1.0%
NR	0.00%	-2.0%

BONDS SECTORS

Fixed income in %

● Fund ● Weight relative to index

Financials	100.00%	+1.2%
Government related	0.00%	-1.2%

MATURITY RANGE AT CALL

Fixed income in %

● Fund ● Weight relative to index

0-1 year	7.66%	-7.7%
1-3 years	36.23%	+6.4%
3-5 years	42.55%	+11.2%
5-7 years	10.02%	-5.2%
7-10 years	2.36%	-3.9%
>15 years	1.19%	-0.8%

TOP PORTFOLIO HOLDINGS

Excluding cash

Bonds	Maturity date at call	Issue rating	Yield to maturity	Weight
Barclays Plc 9,25 % 31/12/2049	15/09/2028	BB-	8.58%	2.47%
Bank Of Ireland Group 7.500 % 31/12/2049	19/05/2025	BB-	5.92%	2.12%
Bankinter 7,38 % 31/12/2049	15/08/2028	BB	6.67%	2.12%
Banco Santander, S.a. 9,63 % 31/12/2049	21/11/2028	BB+	8.00%	2.03%
Rabobank Nederland 4.63 % 31/12/2049	29/12/2025	BBB-	5.76%	2.02%
Intesa Sanpaolo Spa 6.38 % 31/12/2049	30/03/2028	BB-	6.71%	2.02%
Nykredit 4,13 % 31/12/2049	15/04/2026	BB+	6.05%	2.00%
Permanent Tsb Plc 7,875 % 31/12/2049	25/11/2025	BB-	7.68%	1.97%
Hsbc Holdings Plc 8,00 % 31/12/2049	07/03/2028	BBB-	6.90%	1.97%
Rabobank Nederland 4.88 % 31/12/2049	29/06/2029	BBB-	6.19%	1.94%

Number of holdings: 70

Top 10 holdings weight: 20.65%



La Française Global Coco I

ESG SCORES

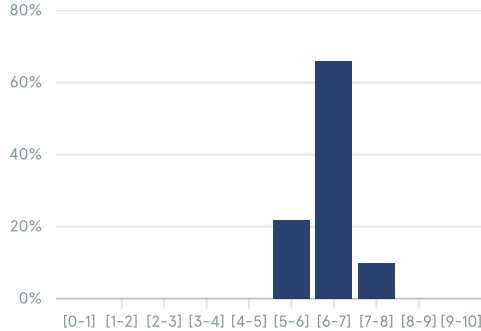
Min 0 / Max 10

	Fund
ESG coverage	99.77%
ESG score	6.42
E score	6.89
S score	6.31
G score	6.13

DISTRIBUTION OF ESG SCORES

Min 0 / Max 10

● Fund



DEFINITIONS OF EXTRA-FINANCIAL TERMS

ESG score : the ESG score measures the overall ESG quality of a company. It is calculated as a weighted-average of the three factor scores (ES, HC and OS) using sector-specific weights. The ESG scoring of the investment universe is automated and allows for adjustments to reflect additional information available to the ESG analysts as appropriate.

Environmental Sustainability : the first factor of La Française's ESG model assesses companies' performance and strategies for reducing the environmental impacts of their operations and wider value chain.

Human Capital : the second factor of the ESG model assesses companies' policies, programs and performance to manage and develop their workforce.

Organisational Sustainability : the third factor of the ESG model assesses the quality of companies' corporate governance practices and their management of stakeholder relations (e.g. suppliers).

BEST ESG SCORES

Min 0 / Max 10

Issuers	Weight	E score	S score	G score	ESG score
Toronto Dominion Bank	1.00%	6.14	8.01	8.09	7.48
Bnp Paribas	2.87%	8.19	6.78	7.00	7.28
Westpac Bank	0.89%	7.92	6.44	7.31	7.19
Intesa Sanpaolo Spa	3.16%	7.28	7.10	7.06	7.14
Skandinaviska Enskilda Banken Stockholm	0.94%	7.36	6.76	7.05	7.04

WORST ESG SCORES

Min 0 / Max 10

Issuers	Weight	E score	S score	G score	ESG score
Permanent Tsb Plc	3.22%	4.68	5.80	5.51	5.36
Bank Of Nova Scotia	2.78%	5.34	4.62	6.36	5.44
Jyske Bank	2.97%	6.39	5.63	5.49	5.81
Undefined	4.47%	5.96	6.05	5.52	5.84
Abanca Corp Bancaria Sa	1.15%	5.50	6.00	6.00	5.85



La Française Global Coco I

DISCLAIMER

The information contained in this document does not under any circumstances constitute an offer or invitation to invest, nor does it constitute investment advice or a recommendation concerning specific investments. The data provided do not have any contractual value and are subject to change.

This is an advertising document. The country of origin of the fund is France.

Information on the fund, including performance calculations and other data, is provided by the management company as of the date of the document.

Depending on the strategy of the fund, "internal" data may differ from the data in the prospectus. The internal data is not binding on the Management Company, which remains free to change it without notice within the limits of the prospectus which alone is binding. According to the Management Company, the phrase "internal data" refers to a set of elements such as: internal management limits, economic analyses, comments from managers. This list is not exhaustive.

Morningstar and/or Lipper ratings are copyrighted. All rights reserved. The information presented: (1) belongs to Morningstar and/or Lipper and/or suppliers of information (2) may not be reproduced or redistributed (3) is presented without any guarantee of accuracy, exhaustiveness or topicality.

Please note that past performance is no guarantee of future results and that the level of performance is not constant over time. In view of the economic and financial risks, no assurance can be given that the fund presented will achieve its objective.

Commercial and regulatory documentation (including the prospectus for each fund) is available, in English, on the La Française Group website (www.la-francaise.com) and/or on request from your usual financial contact.

Document published by La Française AM Finance Services, 128, boulevard Raspail, 75006 Paris, France, a company regulated by the "Autorité de Contrôle Prudentiel" (www.acp.banque-france.fr), under the reference 18673 X.

This document is confidential, strictly for private use and intended solely to provide information to the person to whom it was given by the La Française Group. No information contained in this presentation may be disseminated in any form whatsoever without the prior written consent of La Française Group. The names, logos or slogans identifying the products or services of La Française Group are the exclusive property of the latter and may not be used in any way whatsoever without its prior written consent.

Important information for investors in Germany

Information Agent and Paying Agent: BNP PARIBAS Securities Services S.A. – Frankfurt am Main branch, Europa-Allee 12, 60327 Frankfurt am Main

Important information for investors in Spain

Local representative: Allfunds Bank SA Calle Estafeta 6 – Complejo Plaza de la Fuente, Edificio 3, La Moraleja, Spain

Important information for investors in Italy

Local distributor: BNP PARIBAS Securities Services, Via Ansperto no. 5 20123 Milan, Italy

Important Information for investors in the United Kingdom

Information Agent and Paying Agent: BNP Paribas Securities Services London, 5 Moorgate, London EC2R 6PA United Kingdom

Important information for investors in Switzerland

Local Representative: ACOLIN Fund Services AG, Leutschenbachstrasse 50, CH-8050 Zurich and Local Paying Agent: NPB Neue Privat Bank AG, Limmatquai 1/am Bellevue, P.O.Box, CH-8024 Zurich. The prospectus, basic information sheets, regulations, annual and semi-annual reports may be obtained free of charge from the representative. Performance data do not take into account commissions and fees charged on the issue and redemption of units.

Important information for investors in Singapore

The fund is not authorised under Section 286 of the Securities and Futures Act (Cap. 289) ("SFA") or recognised under Section 287 of the SFA, and the Fund is not permitted to be offered to the public. This material and any other document issued in connection with the offering or sale of Units is not a prospectus as defined in the SFA and will not be filed or registered as a prospectus with the Monetary Authority of Singapore. Legal liability under the SFA for the content of prospectuses does not apply. No offer or invitation to subscribe or purchase units may be made, nor may any document or other material (including, but not limited to, such material) relating to the Fund may be disseminated or distributed – directly or indirectly – to any person in Singapore other than an institutional investor (as defined in Section 4A of the SFA) in accordance with Section 304 of the SFA. When an offer is made to institutional investors in accordance with Article 304 of the SFA, certain restrictions may apply to the shares acquired under such an offer.

Manager: Current management team, subject to change with time.

Issue rating: corresponds to the most recent issue rating between S&P and Moody's or, failing that, of the issuer.

Issuer rating: corresponds to the most recent issuer rating between S&P and Moody's.

The management company does not exclusively or mechanically use the ratings established by rating agencies and performs its own credit analysis. Ratings are determined on a case-by-case basis on the basis of an internal methodology and are subject to change.

The SRI-Label does not guarantee the fund's financial performance.

All the codes of transparency, voting and commitment policies, as well as the sustainable investment charter are available on the La Française Group website (<https://www.la-francaise.com/en/regulatory-information/>)

SFDR Classification : The Sustainable Finance Disclosure Regulation aims to direct capital flows towards more responsible investments, to ensure transparency, consistency and quality of information for investors and thus to allow a comparison of the different investment vehicles.

It applies to all financial market players but also to products.

3 categories of products:

1/ Automatically all funds are classified in Article 6, without sustainability objective.

2/ Article 8 applies for funds that promote ESG characteristics.

3/ Article 9 goes further, with a sustainable and measurable investment objective. That is, the funds invest in an activity that contributes to an environmental or social objective, such as reducing CO2 emissions or fighting inequality.

DEFINITIONS

The synthetic risk indicator makes it possible to assess the level of risk of this product compared to others. It indicates the likelihood of this product incurring losses in the event of market developments or our inability to pay you.

Volatility is a measure for the strength of fluctuation in the performance of the fund during a certain period. The higher it is the more volatile and therefore risky a fund is.

Tracking error: standard deviation of the fund's relative performance compared to its index. This concept makes it possible to check whether the variations of the fund are similar to the variations of its benchmark index. A tracking error of zero means that the fund has a constant relative performance compared to its index.

The Sharpe Ratio measures the average return earned in excess in dependency of the risk relative to a benchmark (risk-free rate). For the assessment of this key figure, the attainable riskfree yield is subtracted from the yield actually earned. The result is divided by the risk that has been taken by the fund. A Sharpe Ratio > 1 indicates that an excess yield compared to the riskfree money market investment has been earned. At the same time, it shows the ratio of this excess yield to the risk taken. In reverse, a negative Sharpe Ratio (<0) illustrates that the money market interest rate has not been outperformed.

Max.Drawdown: Historical maximum loss that would have been incurred by an investor who invested at the highest and exited at the lowest

The recovery is the time needed to recover the maximum loss (max drawdown).

Modified duration: makes it possible to measure the percentage change, upward or downward, of the price of a bond or of the net asset value of a bond UCITS, induced by a 1% fluctuation of market interest rates.

Average spread: weighted average of the bond spread in the portfolio. For a bond, it represents the difference between the actuarial rate of return and that of a risk-free loan of identical duration. If the creditworthiness of the issuer is perceived to be good, the spread is naturally lower. Calculated on the bond portfolio.