

Fund Fact Sheet

28/02/2022

Asset Class

Equities North America, large caps

Fund Characteristics

AUM	\$ 1904,3 mn
Launch date	03/01/1992
Oldest share class (B)	LU0093570256
Turnover (2021) ¹	4%
Reference currency	USD
Hedged share class available in	EUR
Legal structure	SICAV, UCITS
Domicile	Luxembourg
European Passport	Yes
Countries of registration	AT, BE, CH, DE, DK, ES, FI, FR, GB, IT, LU, NL, NO, SE, SG, PT

Representative Market Index

MSCI USA NR (USD)

Fund Manager

Luc Bauler joined Banque de Luxembourg in 1996 as a bond trader, before moving into managing bond portfolios. Since 2005, he has been in charge of US equity investments for the Bank's funds range.

Luc has a degree in Economics and Business Management from the Université Louis Pasteur in Strasbourg, France.

Management Company

BLI - Banque de Luxembourg Investments
16, boulevard Royal
L-2449 Luxembourg
Tel: (+352) 26 26 99 - 1
www.bli.lu

Dealing & Administrator Details

European Fund Administration (EFA)
Tel +352 48 48 80 582
Fax +352 48 65 61 8002
Dealing frequency daily²
Cut-off time 12:00 CET
Front-load fee max. 5%
Redemption fee none
NAV calculation daily²
NAV publication www.fundinfo.com

Investment Objective

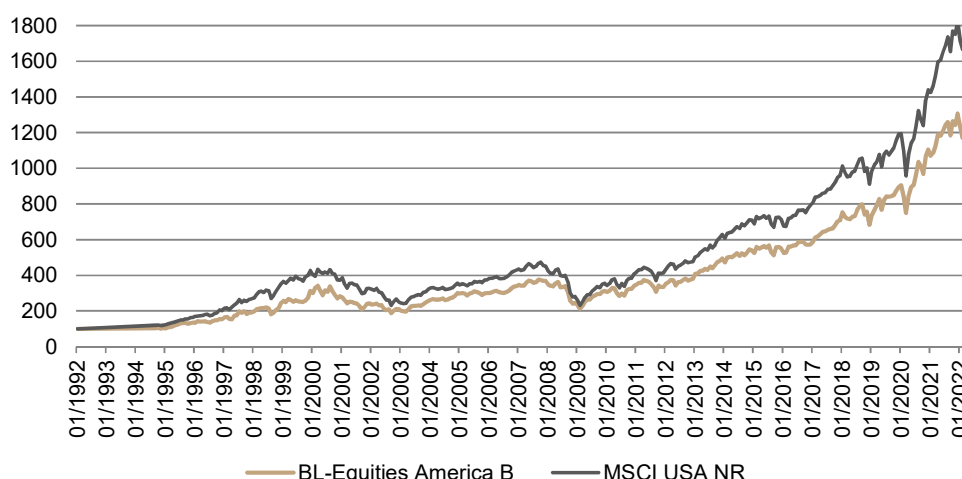
The fund's objective is to generate long-term capital gains by investing in high-quality North American large-cap companies, which have a sustainable competitive advantage and a sound ESG (environmental, social and governance) profile. It aims to generate higher risk-adjusted returns than its benchmark universe over a full market cycle.

Alongside these financial goals, impact targets have been set in terms of the portfolio's ESG performance and these are regularly monitored.

The fund manager implements an active, long-term strategy based on solid convictions.

Key Facts

- An active, fundamental, conviction-based approach (35 to 50 stocks), purely bottom-up and oriented towards the long term;
- A portfolio of North American large-cap companies;
- As well as valuation, constant attention is paid to the financial and ESG quality of the companies in the portfolio;
- Integration of ESG factors at different stages of the investment process (exclusions, analysis, valuation, monitoring);
- Non-benchmarked management resulting in significant deviations from the initial investment universe;
- Defined and quantifiable impact targets on environmental, social, governance and human rights aspects;



Performance	YTD	2021	2020	2019	2018	2017
Fund (B shares)	-10,5%	18,2%	23,4%	31,3%	-3,7%	23,3%
MSCI USA NR	-8,5%	26,5%	20,7%	30,9%	-5,0%	21,2%

Performance	1 month	3 months	6 months	1 year	3 years	5 years
Fund (B shares)	-4,7%	-5,8%	-7,0%	7,7%	52,5%	90,7%
MSCI USA NR	-3,0%	-4,9%	-4,1%	13,9%	63,7%	98,5%

Annualised

Performance	3 years	5 years	10 years
Fund (B shares)	15,1%	13,8%	12,4%
MSCI USA NR	17,8%	14,7%	13,9%

Annualised

Volatility	3 years	5 years	10 years
Fund (B shares)	21,4%	18,5%	15,9%
MSCI USA NR	21,3%	18,8%	16,1%

The market index (MSCI USA NR) is shown in the performance chart as well as in the performance tables above for performance measurement purposes only and it should under no circumstances be considered as an indication of a specific investment style or strategy.

Investors are also invited to consult the performance chart disclosed in the key investor information document of the sub-fund.

¹ min (purchases, sales) / average of net assets

² Luxembourg & US full banking business day



Current Portfolio

28/02/2022

Top Holdings

Microsoft	8,2%
Amazon.com	6,5%
Lowes Companies	5,5%
Alphabet	5,4%
Visa	5,1%
Apple	4,7%
Nike	4,3%
Unitedhealth Group	4,2%
MasterCard	4,0%
Constellation Brands	3,2%
Weight of Top 10	50,9%
Number of holdings	42

Asset Allocation

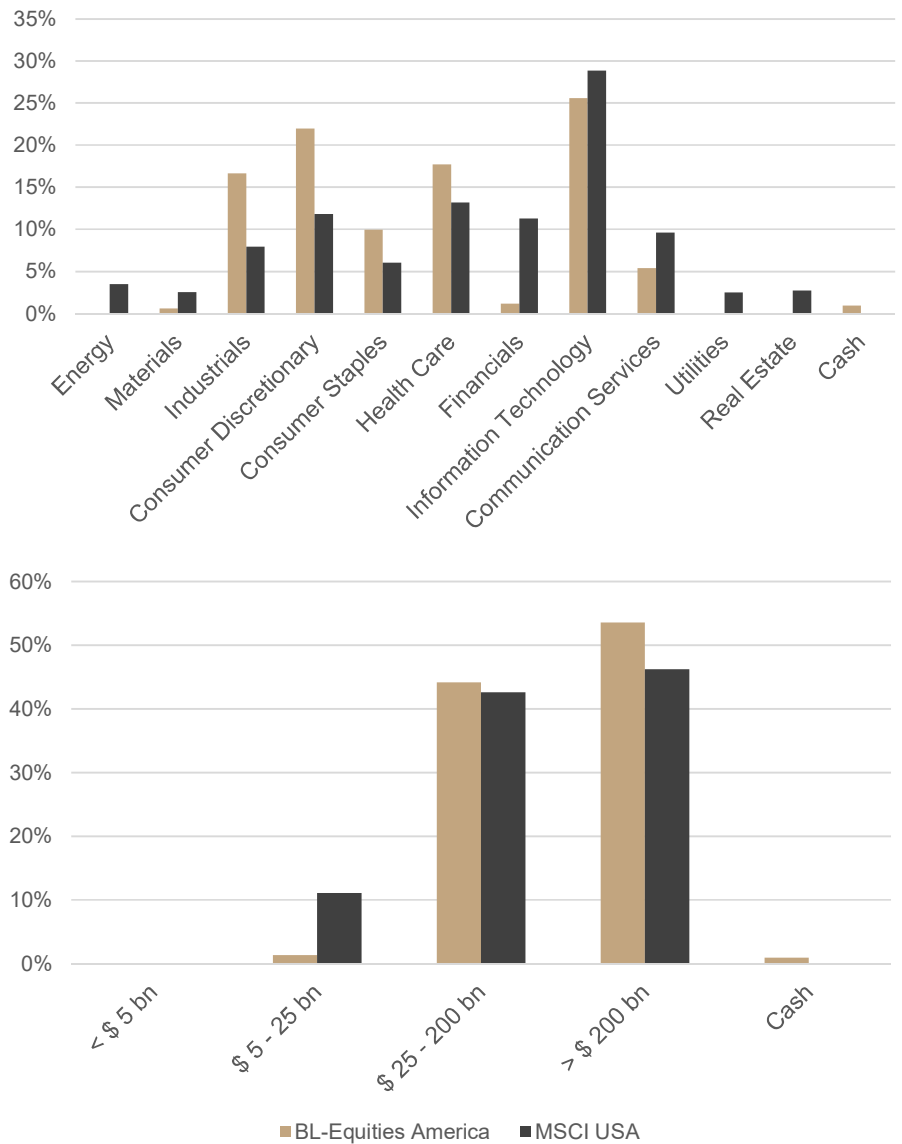
United States	97,7%
Other	1,4%
Cash	1,0%

New Investments in February

no transactions

Investments sold in February

Fiserv



Investor Type	Clean Share	Eligibility Restrictions	Share class	Currency	Currency Hedging	Income	Mgmt Fees	On-going Charges	SRRI	ISIN	Bloomberg Ticker
Retail	No	No	A	USD	No	Dis	1,25%	1,40%	6	LU0439764944	BLEQAMA LX
Retail	No	No	B	USD	No	Cap	1,25%	1,39%	6	LU0093570256	BLE4727 LX
Retail	No	No	B EUR Hedged	EUR	Yes	Cap	1,25%	1,40%	6	LU1194985112	BLEABEH LX
Retail	Yes	Yes	AM	USD	No	Dis	0,85%	1,00%	6	LU1484141061	BLEQAAM LX
Retail	Yes	Yes	BM	USD	No	Cap	0,85%	1,00%	6	LU1484141145	BLEABMU LX
Retail	Yes	Yes	BM EUR Hedged	EUR	Yes	Cap	0,85%	1,00%	6	LU1484141228	BLEQABM LX
Institutional	No	Yes	BI	USD	No	Cap	Cap	0,60%	6	LU0439765248	BLEABIC LX
Institutional	No	Yes	BI Eur Hedged	EUR	Yes	Cap	0,60%	0,71%	6	LU1867116532	BLEQBIH LX

Management Report

28/02/2022

February was a difficult month for equity markets due to concerns over Russia's invasion of Ukraine.

During the first half of the month, expectations rapidly escalated over the number of interest rate hikes likely to be made by the US Federal Reserve (Fed). Investors feared that the central banks would stifle growth in their efforts to control inflation. In the second half of the month, investors focused all their attention on the conflict in Ukraine. Anticipations of interest rate hikes fell back from the peak reached during the month and expectations for growth were also downwardly revised. Over the month, growth stocks were again hit hard, falling by 4.6%. Yield stocks outperformed growth stocks, but still fell by 1.6%. The S&P500 was down 3.1% for a year-to-date decline of 8%.

In February, the Dow Jones Industrial Average gave up 3.5%, the S&P 500 3.1% and the Nasdaq 3.4%.

Over the month, the net asset value of BL Equities America (retail accumulation share net of fees in USD) fell by 4.7% in USD.

Within the portfolio, all the Fiserv shares were sold.

The main contributors to absolute return in February were medical technology company Becton Dickinson, leading online retailer Amazon.com, restaurant chain Yum China, logistics company UPS and industrial group Roper Technologies.

The main detractors from performance were the home improvement company Lowe's, sports equipment manufacturer Nike, US brewer Constellation Brands, payment company PayPal and technology giant Microsoft.

ESG

28/02/2022

	BL-Equities America	MSCI USA
ESG Score	5,30	5,11
Environmental	6,60	6,10
Carbon Emissions Intensity (t / EUR mn sales)	37,70 (100%)	131,60 (100%)
Total Water Withdrawal Intensity (m3/ EUR million sales)	791,00 (29%)	42337,00 (38%)
Climate Change Theme Score	8,90 (99%)	0,09 (100%)
Social	5,10	5,00
Human Capital Theme Score	4,40 (99%)	4,40 (100%)
Severe Labor Management Controversies	26,90% (99%)	26,40% (100%)
Governance	4,80	4,90
Corporate Governance Theme Score	6,00 (99%)	6,00 (100%)
Global Norms		
UN Global Compact Signatories	36,00% (99%)	28,00% (99%)
UN Global Compact Watchlist	15,9% (100%)	15,9% (100%)
UN Global Compact Fail	0% (100%)	0% (100%)

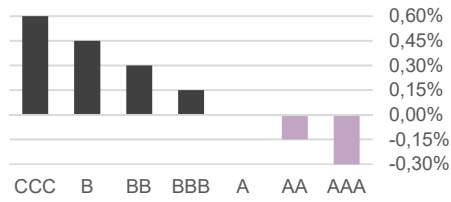
Scores / 10

(%): Data Coverage

The fund excludes the 20% worst performing companies in terms of ESG from its investment universe

The objectives in terms of impact indicators are to outperform the relevant market index over the long term.

Méthodologie ESG

Pre Investment	Intra Investment	Post Investment
Exclusions <p>All companies active in the production of controversial weapons. Companies with an ESG rating below BB, which reduces the investment universe by at least 20%. The remaining companies offer a superior ESG profile.</p>	ESG Integration <p>The rating bands define the ESG adjustment factor that is applied to the actualisation factors used in BLI's valuation model.</p>  <p>CCC B BB BBB A AA AAA</p> <p>A company with a superior ESG profile enjoys lower cost of equity, which leads to a higher fair value, while a company lagging in terms of ESG faces higher cost of equity, which leads to a lower fair value.</p>	Engagement & Voting <p>BLI initiates an active engagement policy with invested companies. Focus is on defined impact factors as well as wider ESG topics.</p> <p>As an active investor, BLI votes at the annual meetings of invested companies.</p>
Controversies screening <p>Investment candidates and investments are monitored on an ongoing basis to identify substantial ESG events that could affect a company's business model, reputation and thus potentially BLI's investment case.</p>	Controversies follow-up <p>Ongoing monitoring of analysed controversies to assess realised progress.</p>	

Investment Approach

Investment Principles

Avoid Losses

Avoiding a big loss on an investment is more important than realising an extraordinary gain.

Focus on Quality

We seek companies enjoying a sustainable competitive advantage.

Valuation: the concept of margin of safety

The price paid for an investment determines its potential return.

Master Investment Risks

Risks arise when the parameters of an investment are not properly understood.

Active Management

The market reference is solely used for the principle of performance measurement. The portfolio structure may deviate from that of its market reference index.

Equity Investment Approach: Business-Like Investing

Rationale

We consider an equity investment as a long-term participation in a quality business. As a consequence, we need to make sure that the companies we invest in are able to compete successfully in their line of business, ensuring high levels of profitability and strong free cash flow generation.

Quality

In the first step of our investment process, we perform an in-depth review of the targeted company's business model in order to identify its sustainable competitive advantage. A competitive advantage makes it stand out and creates entry barriers for competitors.

In the second step we analyse whether the competitive advantage translates into recurrent free cash flow. We put a special emphasis on the analysis of the maintenance capex requirements of the targeted companies to make sure that the cash flow generated is not absorbed by investment needs to sustain the company's current business operations.

In the third step, we focus on the strength of the management team and analyse how the targeted company uses its capital and manages its balance sheet. Company management has to consider investment in current business activities, development of new activities, takeovers, dividend payments, stock buybacks or debt repayments.

Only companies that meet our investment criteria are considered for inclusion in our portfolios. This may lead to significant deviations from the relevant market index.

Valuation

Even investments in quality companies may result in significant capital losses if the price paid for the investment is too high. To avoid this pitfall, we determine a fair value for each targeted company prior to investing. This fair value is based on the company's normalised free cash flow and serves as reference point for our buy and sell discipline.

Portfolio characteristics

BL-Equities America's portfolio consists of 40 to 60 large-cap companies that have been selected on the basis of the quality of their fundamentals and their valuation.

The structure of the fund's market reference index does not play any role in the portfolio's construction: the portfolio structure is the outcome of the addition of individual bottom-up investment opportunities. The weight given to each security in the portfolio is a function of its valuation level, stock liquidity and our degree of conviction in the investment thesis.

Owing to our quality investment style, the fund's sector allocation is geared towards consumer discretionary, consumer staples, health care, industrials, technology and materials sectors. Conversely, in sectors like financials, utilities or telecoms, we find few - if any - companies that meet our investment criteria.

BL-Equities America is a pure equity fund: the fund manager does not time the market and the cash level within the portfolio is maintained at a minimum.

Legal Information

This document is issued by Banque de Luxembourg Investments ("BLI"), with the greatest care and to the best of its knowledge and belief. However, no guarantee is provided with regard to its content and completeness and BLI does not accept any liability for any losses which might arise from making use of the information contained herein. The opinions expressed in this document are those of BLI at the time of writing and are subject to change at any time without notice. If nothing is indicated to the contrary, all figures are unaudited.

The product description contained herein is for information purposes only and is for the exclusive use of the recipient. Nothing in this document should be construed as an offer and is therefore not a recommendation to purchase or sell shares. It does not release the recipient from exercising his own judgement. Unless specifically indicated, this description is solely aimed at institutional investors according to the Luxembourgish law of 17 december 2010.

The securities and financial instruments described in this document may generate considerable losses and are not therefore suitable for all investors. Among other risks, these include market risks, currency fluctuation risks, credit or payment default risks, liquidity risks and interest rate risks. BLI cannot guarantee that the securities and financial instruments will achieve the intended investment objectives. Each investor must ensure that he is aware of the risks and the consequent legal, tax, accounting and commercial aspects related to these securities and financial instruments.

The accuracy of the data, the evaluation, opinions and estimates of which are included in this document, has been very carefully checked. Any statements made in this document may be subject to change without prior warning.

References to past performances of financial instruments should not be interpreted as a guarantee of future returns.

The recipient is recommended in particular to check that the information provided is in line with his own circumstances with regard to any legal, regulatory, tax or other consequences, if necessary with the help of a professional adviser. It is expressly not intended for persons who, due to their nationality or place of residence, are not permitted access to such information under local law. Neither this document nor any copy thereof may be sent, taken into or distributed in the United States or to any U.S. person as defined in the fund's prospectus. This material is not for distribution to the general public. It is intended for the recipient personally, and it may be used solely by the person to whom it was presented. It does not constitute and may not be used for or in connection with a public offer in Luxembourg of the products referred to herein.

The prospectus, the articles of incorporation, the annual and semi-annual reports of BL as well as the key investor information document (KIID) of the sub-fund are available on www.bli.lu or upon request from BLI. The KIIDs are available in French, English and in any other official language of registration of BL.

This document may not be reproduced either in part or in full without the prior written consent of BLI.

Specific Information concerning MSCI Data:

All MSCI data is provided "as is". Neither MSCI nor any other party involved in or related to compiling, computing or creating the MSCI data makes any express or implied warranties or representations with respect to such data (or the result to be obtained by the use thereof) and all such parties hereby expressly disclaim all warranties of originality, accuracy, completeness, merchantability or fitness for a particular purpose with respect to any such data. Without limiting any of the foregoing, in no event shall MSCI, any of its affiliates or any third party involved in or related to compiling, computing or creating the data have any liability for any direct, indirect, special punitive, consequential or any other damages (including lost profits) even if notified of the possibility of such damages. No further distribution or dissemination of the MSCI data is permitted without MSCI's express written consent.

Specific Information concerning GICS Data:

The Global Industry Classification Standard ("GICS") was developed by and is the exclusive property and a service mark of MSCI Inc. ("MSCI") and Standard and Poor's, a division of The McGraw-Hill Companies, Inc. ("S&P") and is licensed to use by Banque de Luxembourg S.A.. Neither MSCI, S&P nor any third party involved in making or compiling the GICS or any GICS classifications makes any express or implied warranties or representations with respect to such standard or classification (or the results to be obtained by the use thereof), and all such parties hereby expressly disclaim all warranties of originality, accuracy, completeness, merchantability and fitness for a particular purpose with respect to any of such standard or classification. Without limiting any of the foregoing, in no event shall MSCI, S&P, any of their affiliates or any third party involved in making or compiling the GICS or any GICS classification have any liability for any direct, indirect, special, punitive, consequential or any other damages (including lost profits) even if noticed of the possibility of such damages.

Specific Information for Switzerland:

Legal documentation of the fund may be obtained, free of charge, at the offices of the Swiss representative, CACEIS (Switzerland) S.A., 7-9, Chemin de Précossy, CH-1260 Nyon, Switzerland, in accordance with the provisions of the Swiss Collective Investment Schemes Act of 23 June 2006 ("CISA"). The SICAV has appointed Banque CIC (Suisse) SA, Marktplatz 13, CH-4001 Bâle, Switzerland to act as paying agent for Switzerland. The present document may be distributed to Swiss qualified investors.

Specific Information for France:

The present document may be distributed to French professional investors.