

AXA IM WAVE Cat Bonds Fund | USD

Past performance is not a reliable indicator of future results.

Key Figures (USD)*

Fund Cumulative Performance (%)					Current NAV
YTD	1Y	3Y	10Y	Launch	Acc.
+3.50	+15.37	+22.77	-	+36.47	1 364.73

Fund Annualized Performance (%)				Assets Under Management (M)
3 Y.	5 Y.	10 Y.	Launch	USD
+7.09	+5.82	-	+4.42	214.13

Benchmark

The fund doesn't have a benchmark.

The Fund is actively managed without reference to any benchmark.

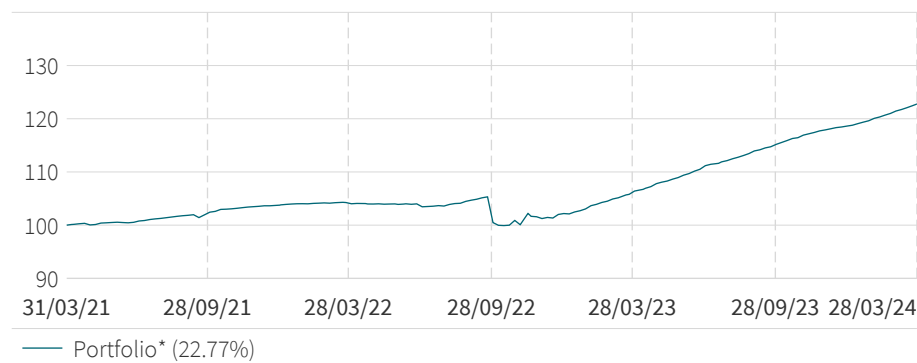
Fund Manager

François DIVET

Ting FENG - Co-Manager

Performance & Risk

Performance Evolution (USD)



Data is rebased to 100 by AXA IM on the graph start date.

Performance calculations are net of fees, based on the reinvestment of dividends. The benchmark, when there is one could be calculated on the basis of net or gross dividend. Please refer to the prospectus for more information.

Risk Analysis

	1Y	3Y	5Y	Launch
Portfolio Volatility* (%)	0.73	3.32	3.12	2.94
Sharpe Ratio	14.90	1.54	1.46	1.11

All definitions of risks indicators are available in the section 'Glossary' below

* 1st NAV date: 20/01/2017

Source(s): AXA Investment Managers as at 28/03/2024

For more information about AXA IM, visit axa-im.com

Performance & Risk (Continued)

Rolling Performance (%)

	1M	3M	6M	YTD	3Y	5Y	31/03/23 31/03/24	31/03/22 31/03/23	31/03/21 31/03/22	31/03/20 31/03/21	31/03/19 31/03/20	Launch
Portfolio*	1.14	3.50	6.59	3.50	22.77	32.72	15.37	2.27	4.05	6.64	1.38	36.47

Annual Calendar Performance (%)

	2023	2022	2021	2020	2019	2018	2017	2016	2015	2014
Portfolio*	16.09	-1.57	4.71	3.88	3.74	2.06	-	-	-	-

Monthly Performance (%)

	Jan	Feb	Mar	Apr	May	Jun	Jul	Aug	Sep	Oct	Nov	Dec	YTD
2017 ***	-0.01	-0.05	0.09	0.22	0.21	0.37	0.36	0.23	-2.75	0.89	0.26	0.43	0.20
2018	0.44	0.11	0.38	0.34	0.28	0.23	0.31	0.10	0.40	0.16	-0.42	-0.29	2.06
2019	0.96	0.14	-0.53	-0.33	-1.09	0.88	0.77	-0.04	2.08	0.81	-0.09	0.17	3.74
2020	0.75	-0.57	-1.92	0.63	0.40	0.85	0.80	0.80	1.29	0.01	0.28	0.53	3.88
2021	0.32	-0.01	0.56	0.04	0.46	0.26	0.50	0.49	0.66	0.61	0.43	0.28	4.71
2022	0.16	0.11	-0.04	-0.08	-0.07	-0.45	0.16	1.03	-3.99	0.41	0.25	1.03	-1.57
2023	1.37	1.22	1.50	1.30	1.39	1.73	1.04	1.42	1.09	1.43	0.87	0.66	16.09
2024	1.15	1.16	1.14	-	-	-	-	-	-	-	-	-	3.50

***The calculation period of the annual performance for 2017 starts from 20/01/2017, inception date of the share class to 31/12/2017.

Past performance is not a reliable indicator of future results. Performance calculations are net of fees, based on the reinvestment of dividends. The benchmark, when there is one could be calculated on the basis of net or gross dividend. Please refer to the prospectus for more information.

* 1st NAV date: 20/01/2017

Source(s): AXA Investment Managers as at 28/03/2024
For more information about AXA IM, visit axa-im.com

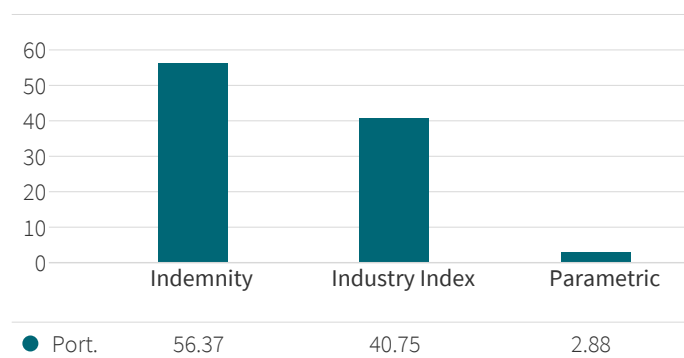
Portfolio Analysis

Event Breakdown (% of NAV)

Event	Portfolio
U.S. Southeast, Gulf of Mexico, Caribbean Hurricane	47.73
California Earthquake	44.77
Other U.S. Earthquake	42.32
U.S. Northeast Hurricane	42.21
New Madrid Earthquake	39.58
Other U.S. Hurricane	37.16
Canada Earthquake	24.01
Caribbean Earthquake	21.69
Any Other perils	18.15
Other U.S. Wind	12.78
Europe Windstorm	8.03
US Wildfire	7.72
Japan Earthquake	6.77
Any Second Event	2.57
Japan Typhoon	1.89
Mexico Earthquake	1.87
Western Mediterranean EQ	0.35
Any Other Non-Nat Cat	0.35

The sum of all the percentage may not be equal to 100% as the fund may hold assets accounting for more than one event defined above. For example, an asset which covers both an Europe windstorm and a Japan typhoon will enter into both events definition. However, for avoidance of any doubt, the fund is only exposed to the size of its invested amount on such asset.

Trigger Type Breakdown (% of ILS Assets)



Term to Maturity Breakdown (% of NAV)

Term	Portfolio
0 - 1 Year	32.41
1 - 2 Years	18.80
2 - 3 Years	35.59
3 - 4 Years	7.24
4 - 5 Years	5.04
> 5 Years	0.93
Total	100.00

Portfolio Analysis (Continued)

Key Information (At 31/03/2024)

	Portfolio
Number of Holdings	143
Cash (%)	11.40
Gross Average Purchase Discount Margin (%)	6.35
Weighted Average Maturity	1.74
AXA/XL deals (% of NAV)	2.72

Gross average is calculated on purchased assets, excluding cash.

Other Information (%)

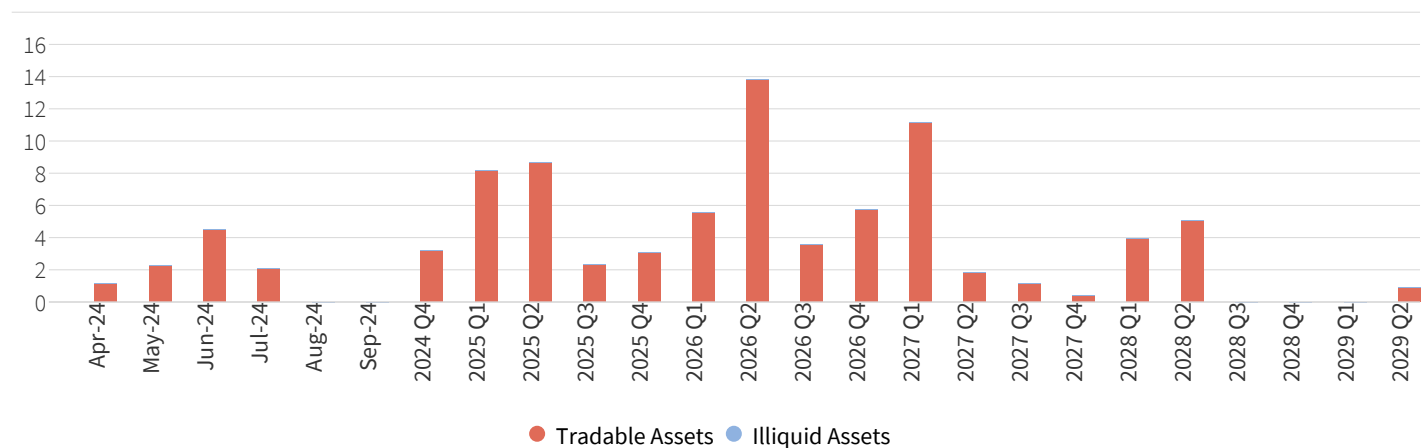
	With Cash
Annual Expected Loss	2.11
Annual VaR 90%	5.49
Annual VaR 95%	-1.74
Annual VaR 99%	-25.83

VaR includes coupon.

Expected Loss on Invested Assets Breakdown (%)

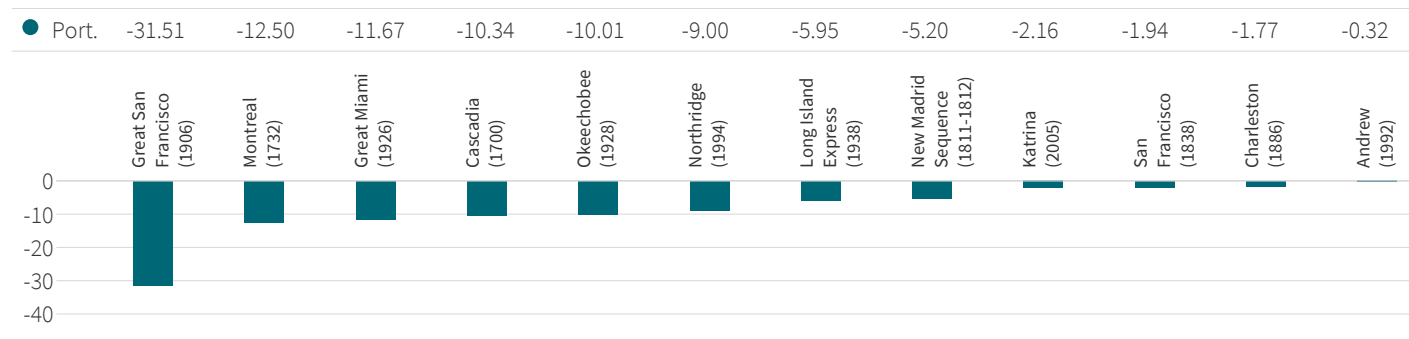
Event	Portfolio
North America Hurricane	57.45
North America Earthquake	28.53
Europe Windstorm	7.77
Asia Earthquake	2.59
Asia Typhoon	0.99
Caribbean Hurricane	0.74
North America Tornado	0.64
North America Wildfire	0.46
Europe Tornado	0.34
Europe Earthquake	0.26
South America Earthquake	0.12
North America Winter Storm	0.07
Asia Flood	0.03
North America Flood	0.01
Caribbean Earthquake	0.01

Expected Maturity Date Breakdown (% Of NAV)



Impact of Major Historical Events

Estimated Fund Loss (% of NAV)



Estimated Insurance Market Losses as of Today

Event	Description	Losses
New Madrid Sequence (1811-1812)	US earthquakes, 1811-1812, magnitude 8.1 and below	USD 210Bn
Great San Francisco (1906)	California earthquake, 1906, magnitude 7.9	USD 90Bn
Great Kanto (1923)	Japan earthquake, 1923, magnitude 7.9	USD 120Bn
Great Miami (1926)	US hurricane, 1926, category 4	USD 160Bn
Vera (1959)	Japan typhoon, 1959, category 5	USD 20Bn
Daria (1990)	Europe windstorm, 1990	EUR 15Bn
Andrew (1992)	US hurricane, 1992, category 5	USD 75Bn
Northridge (1994)	California earthquake, 1994, magnitude 6.7	USD 30Bn
Kobe (1995)	Japan earthquake, 1995, magnitude 6.8	USD 10Bn
Lothar (1999)	Europe windstorm, 1999	EUR 15Bn
Katrina (2005)	US hurricane, 2005, category 5	USD 75Bn

Fund Manager's Comment

ILS Markets:

The cat bond primary market was very active in March 2024 with ten sponsors (two of them were new) coming for a total size of nearly USD 2.3 billion. The first repeat sponsor issued two cat bonds covering the floods related to hurricanes in the US using an indemnity per occurrence trigger and for a total size of USD 575 million. The second repeat sponsor issued four cat bonds covering hurricane in the Southeast of the US including Florida for a total size of slightly more than USD 300 million. The trigger is indemnity per occurrence and one layer is a third event cover. The third repeat is a Japanese insurance company which came in the market to hedge its exposure to earthquake in Japan. The cat bond is on an indemnity aggregate basis for a total size of USD 100 million. The fourth repeat sponsor is initially a Floridan insurance company which issued two cat bonds to hedge its exposure to hurricane in the Southeast and mainly in Florida. The trigger is indemnity per occurrence and the total size is USD 100 million for the two tranches. The fifth repeat sponsor came in the market to hedge its exposure to hurricane in North Carolina with an aggregate and indemnity trigger. The size of the transaction is USD 450 million. The sixth repeat sponsor is a European insurance company which issued a cat bond covering earthquake in the South of Europe and mainly Italy. The size of the deal, using an indemnity per occurrence trigger, is EUR 100 million. The seventh repeat sponsor issued two cat bonds to hedge its exposure to hurricane in the US coastal states from Texas to South Carolina but excluding Florida. The total size for the two indemnity per occurrence (one being cascading) tranches were USD 250 million. The first new sponsor came to hedge its exposure to both hurricane and earthquake in the US but as well in Canada with a standard indemnity per occurrence trigger. The size of this cat bond is USD 105 million. The second new sponsor, which is neither an insurer nor a reinsurer, came with a USD 100 million cat bond covering hurricane and earthquake as well, but only in the US. The trigger is indemnity per occurrence. The eighth repeat sponsor came with two cat bonds covering Japanese perils. The first layer is exposed to typhoon and flood on an indemnity per occurrence basis for a total

Fund Manager's Comment (Continued)

size of USD 100 million. The second layer is exposed to the same peril plus earthquake with two sections on an indemnity basis. For the typhoon and flood, the layer is per occurrence but for the earthquake the layer is aggregate. Besides, there were many cat bonds which started to be marketed this month and will settle in the next weeks.

The secondary cat bond market was much more active in March with more trades than in the previous months. This higher activity is linked to the very active primary market and the reallocation of some ILS managers making some room for the new vintages by selling previous vintages in the secondary market or reallocating between perils and/or regions. Around 85 names traded in March in the secondary market with many of them trading several times. As usual, most of the trades were for cat bonds exposed to some US perils (hurricane and earthquake) even if some cat bonds covering Japan perils or health costs traded as well.

The Industry Loss Warranty (ILW) market has been very quiet in March like in February with nearly no opportunities.

The traditional reinsurance market was busy with the April 1st renewal especially in Asia but as well for some US ceding companies. The market was rather disciplined and with enough capacity available especially on the high end of the reinsurance program. Globally speaking, the spreads (or Rate-on-Line) were flattish in Asia even if some small reductions were observed in Japan for some ceding companies. The spreads slightly increased on the junior layers (when they were loss free) but slightly decreased on the senior layers (where there are more appetite) in the US.

Events:

The COVID-19 pandemic is largely contained but continued to spread at a very slow path all around the world during the month. As of end of March, the number of confirmed cases is at nearly 775 million and the death toll is still slightly more than 7 million (source: WHO).

March was relatively quiet in terms of natural catastrophes with some events in the US: convective storms and winter storms (one event with currently loss estimates above USD 3 billion).

Some earthquakes occurred on the Ring of Fire including a magnitude 6.9 in New Guinea but as well in Europe with a magnitude 5.7 in Greece.

The impact of all these events should be limited.

Potential impact:

The extreme mortality bond exposed to the excess mortality in Canada, Australia and the UK has been extended and the price slightly improved after some data publications for Canada. The final loss on this asset will be known when the data provider releases the final figures for the year 2023. We do not expect the fund to sustain any losses from the March events. The convective storms and winter storms in the US could partially erode some aggregate deals but the erosion is expected to be limited if any.

Performance:

The return of the fund has been positive in March. The positive performance of the fund was mainly driven by the coupons. It came as well from some limited mark-to-market gain due to a slight spread tightening linked to the short-term imbalance between supply and demand. Besides, it benefited slightly from some mark-to-market recoveries from an asset previously impacted by windstorm Ciaran in France and another asset previously impacted by excess mortality in UK and Canada.

Additional Information

Administration: I USD

Legal form	ICAV
UCITS Compliant	Yes
AIF Compliant	No
Legal country	Ireland
1st NAV date	20/01/2017
Fund currency	USD
Shareclass currency	USD
Share type	Accumulation
ISIN code C	IE00BZCPNB98
Maximum initial fees	3%
Maximum exit fees	3%
Transaction costs	0.05%
Ongoing charges	0.97%
Financial management fees	0.75%
Maximum management fees	1%
Minimum initial subscription	1 000 000 USD
Management company	AXA INVESTMENT MANAGERS PARIS S.A.
Delegation of account administration	STATE STREET FUND SERVICES (IRELAND) LIMITED
Custodian	State Street Custodial Services (Ireland) Limited

As disclosed in the most recent Annual Report, the ongoing charges calculation excludes performance fees, but includes management and applied services fees. The effective Applied Service Fee is accrued at each calculation of the Net Asset Value and included in the ongoing charges of each Share Class. The investment will be reduced by the payment of the above mentioned fees.

Fund Objectives

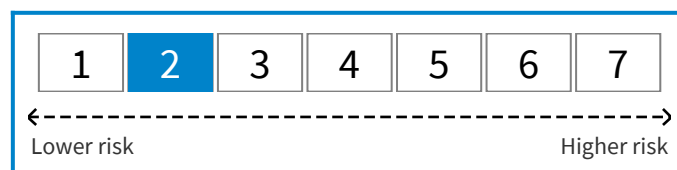
The investment objective of the Fund is to achieve a long-term, risk-adjusted, absolute rate of return and capital growth and/or income from investment in catastrophe bonds, also referred to as "cat bonds" ("insurance-linked securities" or "ILS").

Investment Horizon

The risk and the reward of the product may vary depending on the expected holding period. We recommend holding this product at least for 7 years.

Risk Indicator

The information shown below is from the KID PRIIPS.



The risk indicator assumes you keep the product for 7 years.

The actual risk can vary significantly if you cash in at an early stage and you may get back less.

The summary risk indicator is a guide to the level of risk of this product compared to other products. It shows how likely it is that the product will lose money because of movements in the markets or because we are not able to pay you.

We have classified this product as 2 out of 7 which is the a low risk class. This rates the potential losses from future performance at a low level. The risk category associated to this product was determined based on past observations, it is not guaranteed and can evolve in the future.

Be aware of currency risk. You will receive payments in a different currency, so the final return you will get depend on the exchange rate between the two currencies. This risk is not considered in the indicator shown above.

Other risks not included in the Summary risk indicator can be materially relevant, such as model risk. For further information, please refer to the prospectus.

This product does not include any protection from future market performance so you could lose some or all of your investment.

Subscription Redemption

You may buy or sell your shares on the (i) first Friday of each month (if such calendar day is not a Business Day, the next following Business Day) and (ii) the third Friday of each month (if such calendar day is not a Business Day, the next following Business Day (provided that if the third Friday of the month is the last calendar day of such month, you may buy or sell shares on the Business Day immediately preceeding) and/or (iii) such other day or days as may be determined by the Directors in consultation with the Manager and notified to Shareholders in advance. Please refer to the Prospectus for further information, available at <https://funds.axa-im.com/>. The Net Asset Value of this Fund is calculated on a bi-monthly basis.

Additional Information (Continued)

How to Invest

Before making an investment, investors should read the relevant Prospectus and the Key Investor Information Document (particularly for UK investors) / Key Information Document / scheme documents, which provide full product details including investment charges and risks. The information contained herein is not a substitute for those documents or for professional external advice.

Retail Investors

Retail investors should contact their Financial intermediary.

Disclaimers

Not for distribution or dissemination to US investors

This marketing communication does not constitute on the part of AXA Investment Managers a solicitation or investment, legal or tax advice. This material does not contain sufficient information to support an investment decision. The information contained herein is intended solely for the entity and/or person(s) to which it has been delivered, unless otherwise allowed under applicable agreements.

The tax treatment associated with holding, buying or disposing of shares or units in a fund depends on the status or tax treatment of each investor and may be subject to change. Potential investors are strongly encouraged to seek the advice of their own tax adviser.

Due to its simplification, this document is partial and opinions, estimates and forecasts herein are subjective and subject to change without notice. There is no guarantee forecasts made will come to pass. Data, figures, declarations, analysis, predictions and other information in this document is provided based on our state of knowledge at the time of creation of this document. Whilst every care is taken, no representation or warranty (including liability towards third parties), express or implied, is made as to the accuracy, reliability or completeness of the information contained herein. This material does not contain sufficient information to support an investment decision.

Past performance is not a guide to current or future performance, and any performance or return data displayed does not take into account commissions and costs incurred when issuing or redeeming units. The value of investments, and the income from them, can fall as well as rise and investors may not get back the amount originally invested. Exchange-rate fluctuations may also affect the value of their investment. Due to this and the initial charge that is usually made, an investment is not usually suitable as a short term holding. Commissions and costs have an adverse effect on the performance of the fund.

The Fund's characteristics do not protect the investors from the potential effect of inflation over time. The investments and/or any potential income generated during the period will not be adjusted by the rate of inflation over the same period. Thus, the return on the fund adjusted from the rate of inflation could be negative. Consequently, the inflation might undermine the performance and/or the value of your investment.

The Fund referenced herein has not been registered under the United

States Investment Company Act of 1940, as amended, nor the United States Securities Act of 1933, as amended. None of the shares may be offered or sold, directly or indirectly in the United States or to any US Person unless the securities are registered under the Act, or an exemption from the registration requirements of the Act is available. A US Person is defined as (a) any individual who is a citizen or resident of the United States for federal income tax purposes; (b) a corporation, partnership or other entity created or organized under the laws of or existing in the United States; (c) an estate or trust the income of which is subject to United States federal income tax regardless of whether such income is effectively connected with a United States trade or business. In the United States, this material may be distributed only to a person who is a "distributor," or who is not a "U.S. person," as defined by Regulation S under the U.S. Securities Act of 1933 (as amended).

The fund or sub fund is a part of the Irish-domiciled ICAV AXA IM World Access Vehicle - its registered address is 33 Sir John Rogerson's Quay Dublin 2, and it is registered with the Central Bank of Ireland under number C154706. This is a collective asset-management vehicle under the European UCITS directive. It is managed by AXA Investment Managers Paris, a company incorporated under the laws of France, having its registered office located at Tour Majunga- La Défense 9 – 6, place de la Pyramide – 92800 Puteaux, registered with the Nanterre Trade and Companies Register under number 353 534 506, and a Portfolio Management Company, holder of AMF approval no. GP 92-008, issued on 7 April 1992.

For more information on sustainability-related aspects please visit <https://www.axa-im.com/what-is-sfdr>.

Depending on the recipient's respective jurisdiction or region, the following additional disclosures may apply:

For Chilean Investors: This private offer avails itself of the General Regulation No. 336 of the Superintendence of Securities and Insurances (currently the Financial Markets Commission). This offer relates to securities not registered with the Securities Registry or the Registry of Foreign Securities of the Financial Markets Commission, and therefore such securities are not subject to oversight by the latter; Being unregistered securities, there is no obligation on the issuer to provide public information in Chile regarding such securities; and these securities may not be subject to a public offer until they are registered in the corresponding Securities Registry.

Para inversionistas chilenos: ESTA OFERTA PRIVADA SE ACOGE AL REGLAMENTO GENERAL N° 336 DE LA SUPERINTENDENCIA DE VALORES Y SEGUROS (ACTUALMENTE COMISIÓN DE MERCADOS FINANCIEROS). ESTA OFERTA SE REFIERE A VALORES NO INSCRITOS EN EL REGISTRO DE VALORES O EN EL REGISTRO DE VALORES EXTRANJEROS QUE LLEVA LA COMISIÓN DE MERCADOS FINANCIEROS, POR LO QUE TALES VALORES NO ESTÁN SUJETOS A LA FISCALIZACIÓN DE ÉSTA; POR TRATARSE DE VALORES NO INSCRITOS NO EXISTE LA OBLIGACIÓN POR PARTE DEL EMISOR DE ENTREGAR EN CHILE INFORMACIÓN PÚBLICA RESPECTO A LOS VALORES SOBRE LOS QUE SE REFIERE ESTA OFERTA; ESTOS VALORES NO PODRÁN SER OBJETO DE OFERTA PÚBLICA MIENTRAS NO SEAN INSCRITOS EN EL REGISTRO DE VALORES CORRESPONDIENTE.

For Peruvian Investors: AXA Investment Managers is not licensed and it is not legally required to be licensed by the Peruvian Securities Regulator (Superintendencia del Mercado de Valores – SMV) for these activities. Consequently, the Peruvian Securities Regulator does not exercise any kind of supervision regarding this fund, strategy and/or

Additional Information (Continued)

service; and, the information furnished to the investors and the rest of the services rendered by AXA Investment Managers are subject to its exclusive responsibility. In Peru, this document is only for the exclusive use of persons or entities qualifying as “Inversionistas Institucionales” under Peruvian Law. This document is not for public distribution. AXA Investment Managers no tiene y no está legalmente obligada a tener una autorización por parte de la Superintendencia del Mercado de Valores para estas actividades. En consecuencia, la Superintendencia del Mercado de Valores no ejerce ningún tipo de supervisión sobre el fondo, la estrategia, y/o los servicios; y la información proporcionada a los inversionistas y los demás servicios que les presta son de exclusiva responsabilidad de AXA Investment Managers. En el Perú, este documento es para el uso exclusivo de personas o entidades que califiquen como “Inversionistas Institucionales” bajo las leyes peruanas. Este documento no es para distribución al público.

For Uruguayan Investors: The sale of the shares/units qualifies as a private placement pursuant to section 2 of Uruguayan law 18,627. The shares/units must not be offered or sold to the public in Uruguay, except in circumstances which do not constitute a public offering or distribution under Uruguayan laws and regulations. The shares/units are not and will not be registered with the Financial Services Superintendency of the Central Bank of Uruguay. The shares/units correspond to investment funds that are not investment funds regulated by Uruguayan law 16,774 dated September 27, 1996, as amended.

For Singapore Investors: This document is issued by AXA Investment Managers Asia (Singapore) Ltd. (“AXA IM Asia”) (Registration No. 199001714W) for the use of Institutional Investors and/or Accredited Investors only as defined in Section 4A of the Securities and Futures Act (Cap. 289) (subject to the Fund being registered under the Restricted Schemes), and must not be relied upon by retail investors. Circulation must be restricted accordingly. As an exempt financial adviser under the Financial Advisers Act (“FAA”), AXA IM Asia is exempted from complying with certain business conduct rules (including but not limited to Sections 25, 27 and 36 of the FAA) when providing financial advisory services to Accredited Investors.

For investors located in the European Union :

Please note that the management company reserves the right, at any time, to no longer market the product(s) mentioned in this communication in the European Union by filing a notification to its supervision authority, in accordance with European passport rules. In the event of dissatisfaction with AXA Investment Managers products or services, you have the right to make a complaint, either with the marketer or directly with the management company (more information on AXA IM complaints policy is available in English: <https://www.axa-im.com/important-information/comments-and-complaints>)

If you reside in one of the European Union countries, you also have the right to take legal or extra-judicial action at any time. The European online dispute resolution platform allows you to submit a complaint form (available at:

<https://ec.europa.eu/consumers/odr/main/index.cfm?event=main.home.chooseLanguage>) and provides you with information on available means of redress (available at: <https://ec.europa.eu/consumers/odr/main/?event=main.adr.show2>).

Summary of investor rights in English is available on AXA IM website <https://www.axa-im.com/important-information/summary-investor-rights>.

Translations into other languages are available on local AXA IM entities’ websites.

Glossary

Volatility (%): is an indicative measure of degree of variation of an asset’s price changes over time.

Sharpe ratio: is the measure of the risk-adjusted excess return over risk free rate of a financial portfolio and is used to compare the excess return of an investment to its risk. The higher the Sharpe ratio the better the return compared to the risk taken.